



TRANSPORTATION MASTER PLAN

HARRISVILLE, UTAH

SEPTEMBER 2023





TABLE OF CONTENTS

I. Introduction	3	F. Active Transportation	19
A. Overview	3	G. Travel Demand Model	20
B. Previous Studies	4	H. Future (2033) Conditions	20
Harrisville General Plan (2019)	4	a. Future Land Use	20
Harrisville City Trans Impact Fee Facilities Plan	4	b. Future 2033 Volumes and No-Build LOS	21
Wasatch Front Regional Trans Plan (2023 – 2050)	4	c. Future 2033 Build LOS	23
C. Community Engagement	5	I. Future (2050) Conditions	25
II. Harrisville Characteristics	6	a. Future Land Use	25
A. Purpose	6	b. Future 2050 Volumes and No-Build LOS	26
B. Land Use	6	c. Future 2050 Build LOS	28
C. Demographics	8	J. Recommendations for Future Projects	30
III. Transportation Network	9	WFRC Roadway Projects	30
A. Purpose	9	Harrisville TMP Intersection Projects	30
B. Functional Classification	9	IV. Capital Facilities Plan	33
C. Level of Service Analysis	11	V. Conclusion	35
D. Existing (2023) Conditions	12	VI. Appendix	36
a. Existing Land Use	12	A. Traffic Count Data	37
b. Existing (2023) Volumes	13	B. Project Cost Estimates	199
c. Existing (2023) LOS	15		
E. Public Transit	17		
Existing Transit Service	17		
Future Transit Service	18		

TABLES

Table 1: Historic Population Growth	8	Table 6: Future Roadway Projects (Phase #2 and #3)	29
Table 2: Projected Population forecast	8	Table 7: Future Intersection & Other Projects	31
Table 3: Suburban Collector LOS Capacity Criteria (veh per day)	11	Table 8: CFP Future Roadway Projects	34
Table 4: Suburban Arterial LOS Capacity Criteria (veh per day)	11	Table 9: CFP Future Intersection Projects	34
Table 5: Future Roadway Projects (Phase #1)	24		

FIGURES

Figure 1: Location Map	3	Figure 10: 2033 Socio-Economic Data	20
Figure 2: Harrisville Future Land Use	7	Figure 11: 2033 Roadway LOS – No Build	22
Figure 3: Existing Functional Classif & Intersection Control	10	Figure 12: 2033 Roadway LOS – Build	24
Figure 4: 2023 Socio-Economic Data	12	Figure 13: 2050 Socio-Economic Projections	25
Figure 5: Tube Count Data Locations	14	Figure 14: Future (2050) ADT and LOS – No Build	27
Figure 6: Existing (2023) Roadway LOS	16	Figure 15: Future (2050) ADT and LOS – Build	29
Figure 7: Existing Transit Service	17	Figure 16: Future Projects	31
Figure 8: WFRC Transit Projects	18	Figure 17: Future (2050) Functional Classif & Intersection Control	32
Figure 9: WFRC Active Transportation	19	Figure 18: Future Projects – Capital Facilities Plan	34

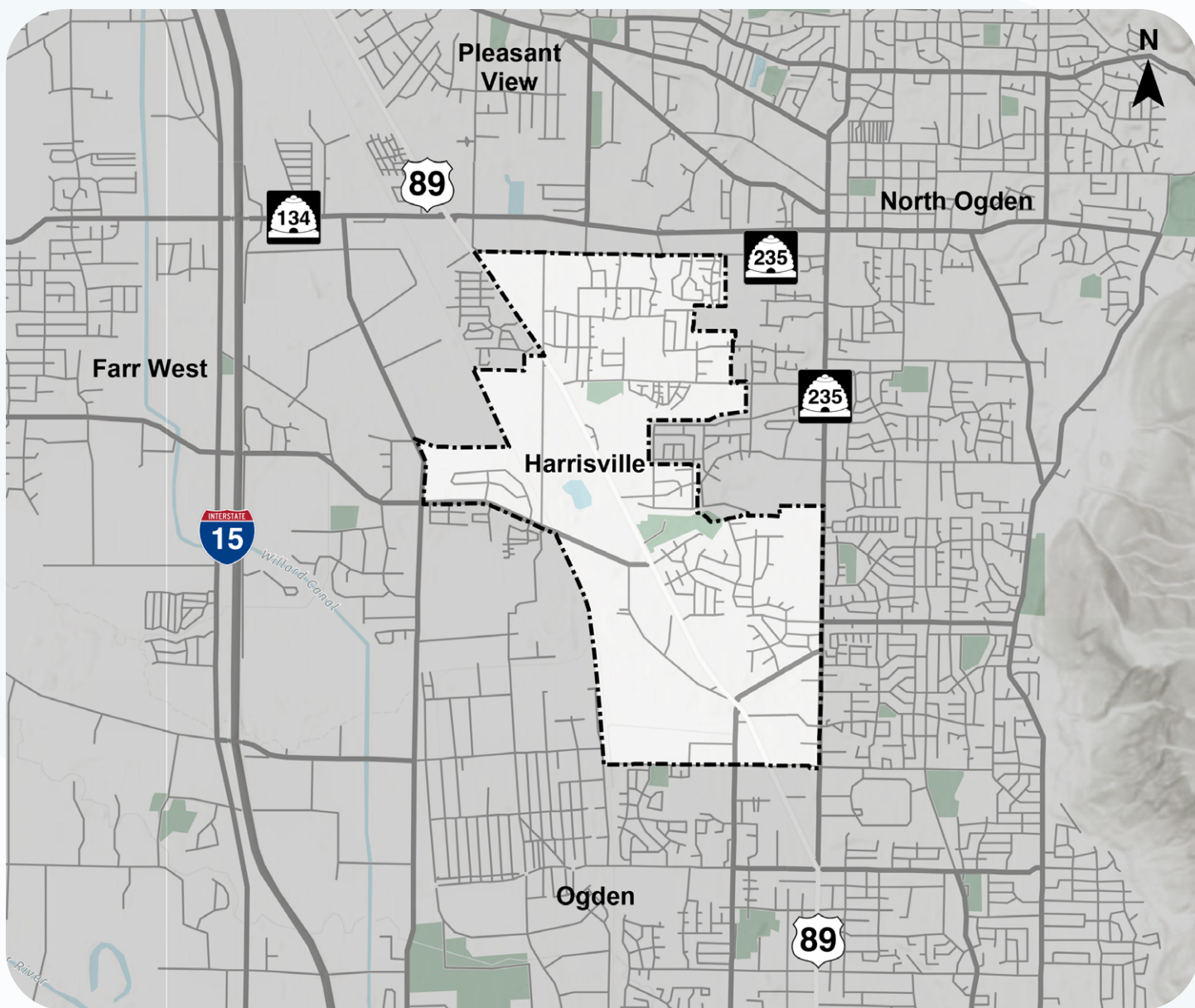
I. INTRODUCTION

A. Overview


This Transportation Master Plan (TMP) guides transportation infrastructure investments for the future by addressing several goals identified by Harrisville City. Key to planning for Harrisville’s transportation needs is an understanding of the roadway network’s existing and future operation. Once existing conditions are established, roadway conditions are forecasted to future year 2033 and 2050 to identify deficiencies in the roadway network that may occur due to land development and the resulting population growth.

Harrisville is located in Weber County and is part of the Ogden-Clearfield, Utah Metropolitan Statistical Area. The most recent 2020 census shows that Harrisville has a population of 7,037 and has experienced a population increase of approximately 1,470 since the previous 2010 survey.

Figure 1: Location Map




B. Previous Studies



Harrisville General Plan (2019)

This General Plan serves as a framework for decision makers in Harrisville City as officials consider future land use, development, and other decisions. The General Plan is designed to provide a formal policy foundation for enhancing city and community relations, pursuing economic development activities, coordinating infrastructure planning, encouraging responsible natural resource use, and fostering regional cooperation. The City's vision is to provide a well-planned, safe, and attractive community which meets the needs of all Harrisville City residents.



Harrisville City Transportation Impact Fee Facilities Plan (May 2015)

The Harrisville City Transportation Impact Fee Facilities Plan was completed in May of 2015. The analysis considers the Harrisville Functional Classification map for Collector roadways and above. The June 2010 Harrisville Traffic Impact Study from Utah LTAP and the Trails and Land Use plans for the City are also included in the analysis. PM peak counts were collected at the critical intersections in the City to provide K factors for the other roads in the City. Five of the 20 City intersections were counted for PM peak period counts. A model of the City's critical intersections was developed in the transportation model, Synchro. Analysis of the projected traffic along the major roadways within Harrisville City for 2020 and 2025 show the necessary improvements that are recommended for the City of Harrisville.



Wasatch Front Regional Transportation Plan (2023 - 2050)

The Wasatch Front Regional Transportation Plan: 2023-2050 (2023-2050 RTP) is where our Region's future transportation system is born. The 2023-2050 RTP sets forth the 28-year strategy for regional-scale transportation investments for all modes of transportation. The 2023-2050 RTP addresses:


- Desired local and regional growth and infrastructure;
- Maintenance of the existing transportation system;
- Regional road system;
- High-capacity transit opportunities; and
- Active transportation networks.

The Wasatch Choice Vision is the shared planning framework for all the communities in the WFRC Region that addresses transportation investments, development patterns, and economic opportunities.

C. Community Engagement

Engaging the community was an essential element of the Harrisville City Transportation Master Planning process, helping to ensure existing and future needs are met while providing a clear vision for Harrisville to grow and change. An advisory committee was established with city personnel and the consultant group activated to complete the plan early in the process to provide guidance as the plan was formulated. This group met throughout the planning process:

- Kickoff Meeting
- Monthly staff and consultant meetings
- Follow up from the Planning Commission / City Council meeting



II. HARRISVILLE CHARACTERISTICS

A. Purpose

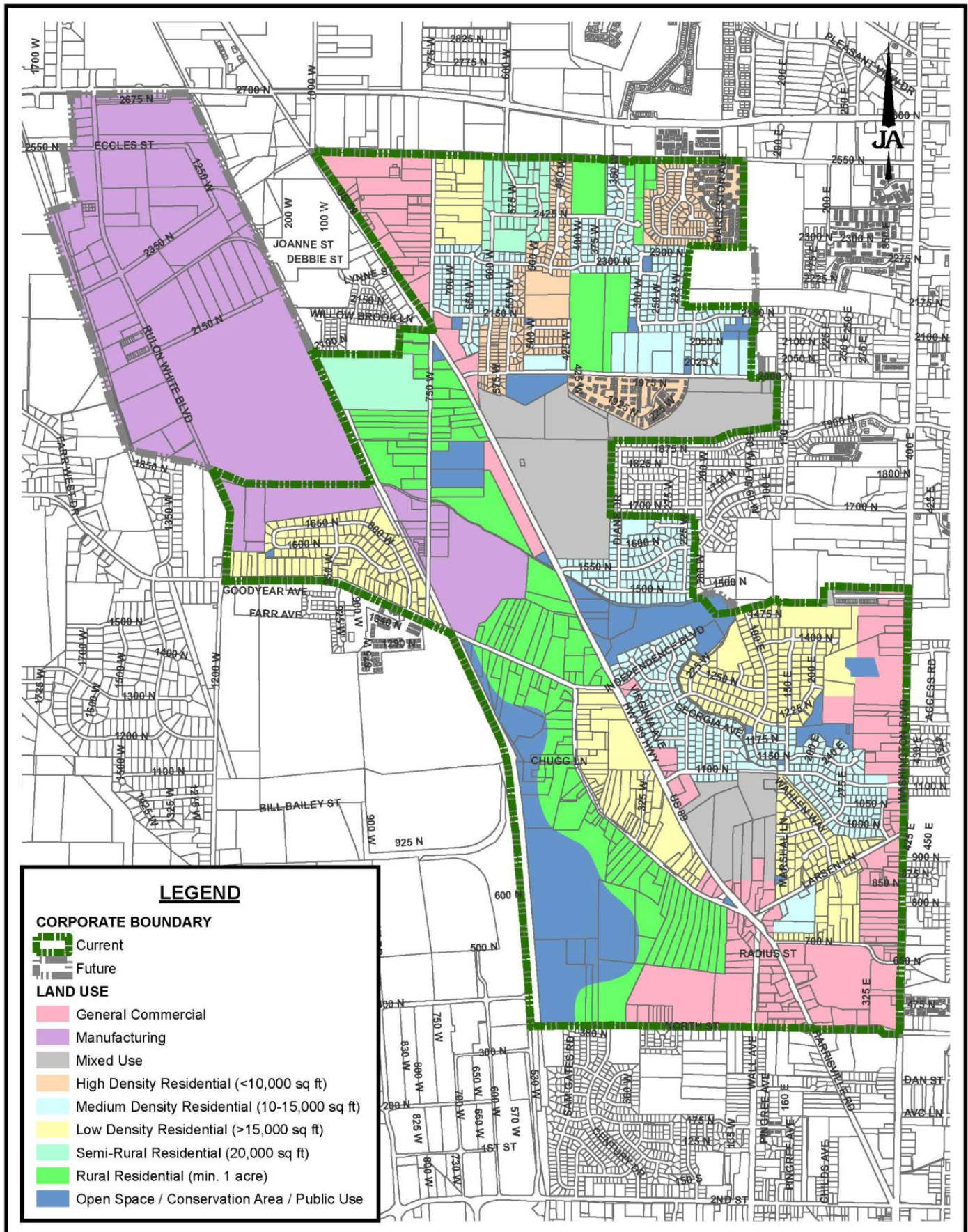
The Harrisville Characteristics section discusses the existing and future land use in Harrisville City. Demographic data, including population forecasts, are analyzed, and explained as land use drives transportation demand and is the building block of any transportation plan

B. Land Use

Future land use is a key backbone of understanding future transportation systems need. The size of future transportation facilities is directly tied to the density and types of future land uses within Harrisville. If Harrisville were to stay mostly low-density single family residential there would likely be little demand for future roadway widening projects, however as commercial nodes and denser housing developments happen greater transportation infrastructure is needed. Given Harrisville's location in the Wasatch Front, proximity to I-15, and developable land, it is primed for development. Due to these factors Wasatch Front Regional Council (WFRC) 2023 Regional Transportation Plan forecasts Harrisville's population increasing to approximately 11,000 in 2050.



Figure 2: Harrisville Future Land Use



C. Demographics

Harrisville has experienced steady population growth over the past 30 years. The most recent 2022 data shows that Harrisville has a population of 6,876 or an increase of approximately 1,309 since the 2010 census. Historic population census data is shown below in Table 1. Most of the housing in Harrisville is single family residents. As of the 2020 census, there is an average of 3.16 persons per household. Additionally, the median income for each household in 2020 was \$77,426 (in 2021 dollars). The average travel time to work for those who are 16 and older is 22.7 minutes.

TABLE 1: HISTORIC POPULATION GROWTH

Year	Population
1990	3,004
2000	3,645
2010	5,567
2020	7,036

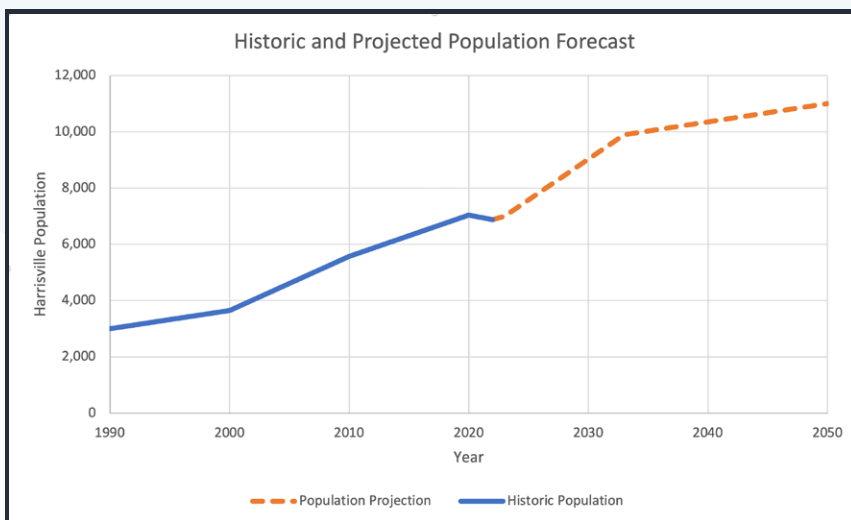
Population growth from
2010 to 2020 = 26.4%.

The population of Harrisville is expected to increase by 57% by 2050. Table 2 below shows a breakdown of expected population growth between 2023 and 2050. Much of the future growth is expected to occur in the next year 10 years with a few large developments already planned. After that growth will slow with smaller infill projects filling in the last available lots between 2033 and 2050.

TABLE 2: PROJECTED POPULATION FORECAST

Year	Population	% Change
2023	7,000	-
2033	9,900	41%
2050	11,000	11%

Total estimated population
growth from **2023 to 2050 = 57%.**



III. TRANSPORTATION NETWORK

A. Purpose

One key to future planning for Harrisville’s transportation needs is an understanding of the roadway network’s current conditions. Once existing conditions are established, roadway conditions are forecasted to future year 2033 and 2050 to identify deficiencies in the roadway network that may occur due to land development and the resulting population growth. A roadway project plan with a phased list of improvements is provided to address roadway network deficiencies.

B. Functional Classification

The roadway system has a hierarchy to it based on roadway attributes such as speed and access. The higher a street classification, the more mobility it provides with limited access. Lower street classifications have less mobility, but more access.

The functional classification of a roadway indicates the road’s role within the transportation system, which in turn helps determine when increased travel demand or change in the road’s use could lead to negative impacts on its intended function in terms of speed, capacity, and relationship to existing and future land use (FHWA, 2013).

The three major classifications of Harrisville roadways used in this TMP are arterials, major collectors, and minor collectors:

- **Arterial** — Arterial roadways have high mobility and little access. Arterials typically have five travel lanes.
- **Major Collector** — A Major Collector roadway provides both mobility and access, as collectors connect local and arterial roadways. Major Collectors typically have three travel lanes.
- **Minor Collector** — A Minor Collector roadway provides both mobility and access, as collectors connect local and arterial roadways. Minor Collectors typically have two travel lanes.

The existing (2023) and functional classification and intersection control map for Harrisville is shown below in Figure 3.

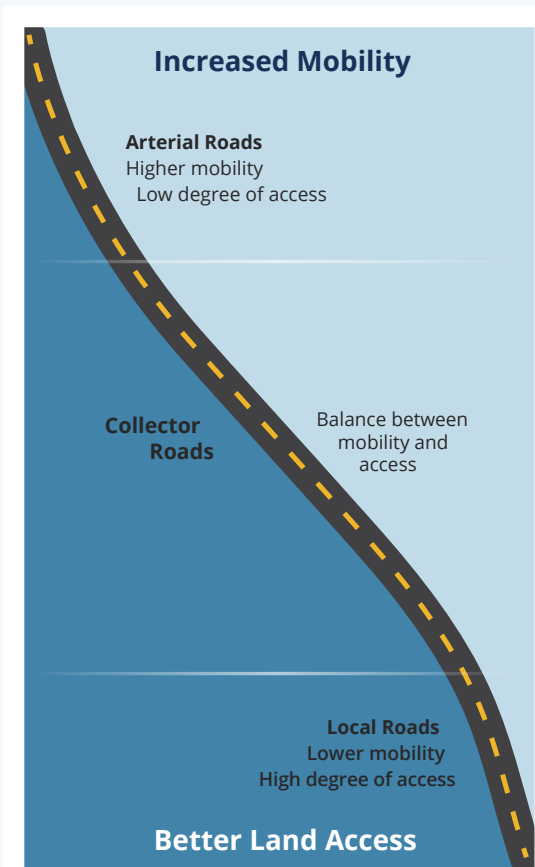
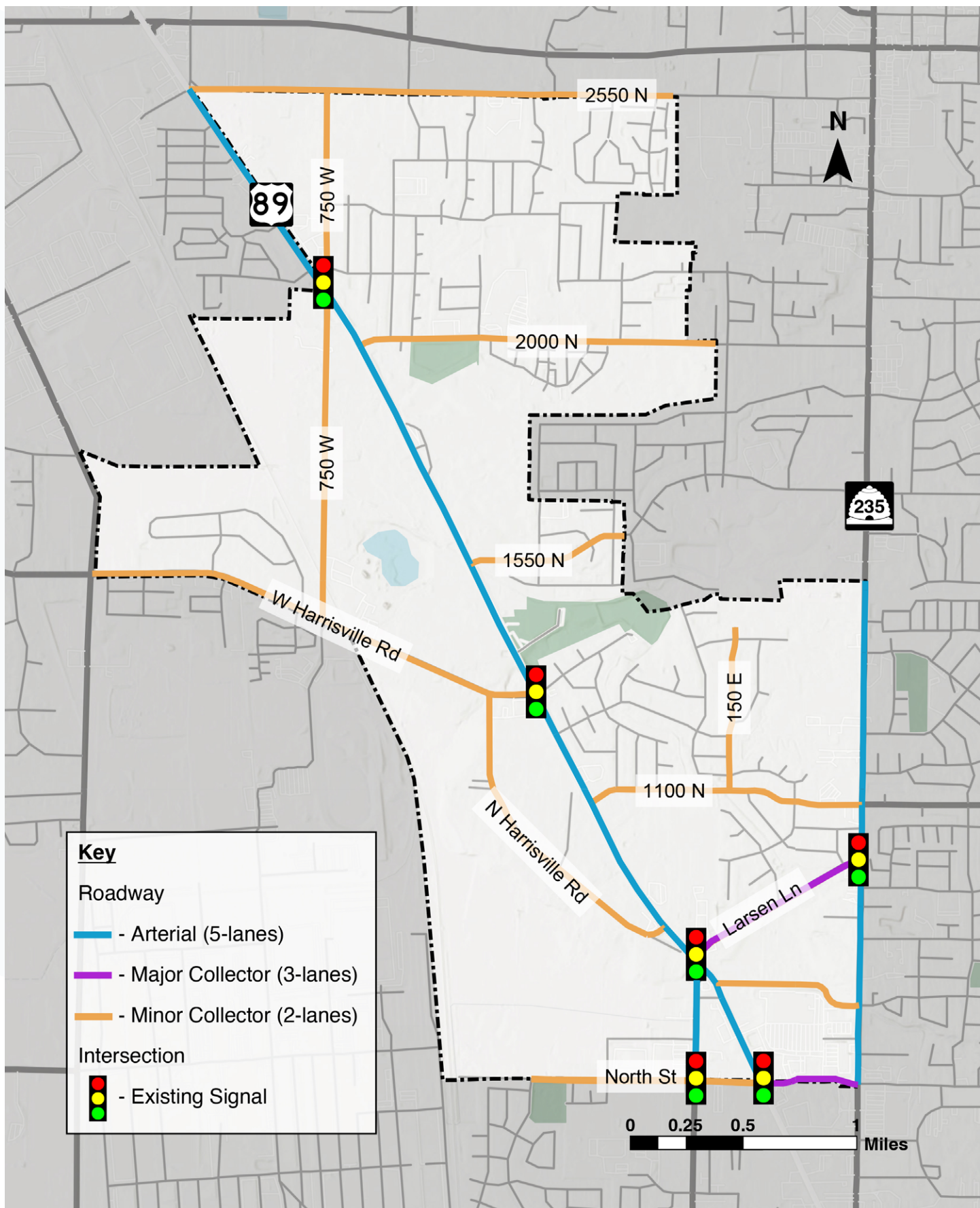


Figure 3: Existing Functional Classification and Intersection Control



C. Level of Service Analysis

Roadway traffic flow is measured based on the Level of Service (LOS). LOS is a planning term that describes the roadways operating performance. LOS is measured quantitatively and reported on a scale from A to F, with A representing free-flow conditions and F representing traffic congestion. Calculating a LOS for a roadway segment is based on volume-to-capacity ratios. The volume is the Average Daily Traffic (ADT) for the given roadway segment and the capacity is based on factors such as lane count, functional classification, and signal spacing. Level of service descriptions for each LOS letter designation and the accompanying range of volume-to-capacity ratios is shown below in Tables 3 and 4.

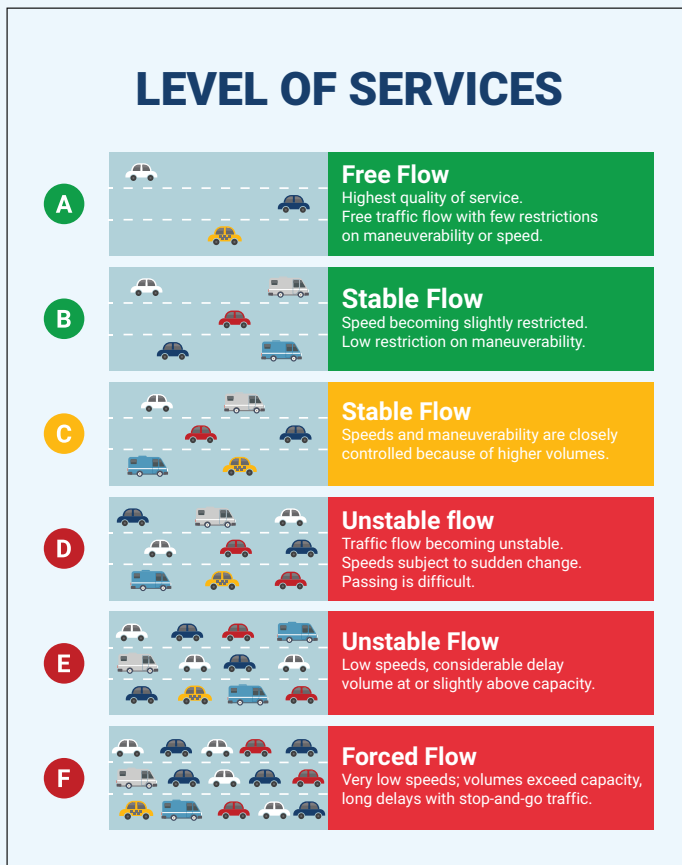


TABLE 3: SUBURBAN COLLECTOR LOS CAPACITY CRITERIA (VEH PER DAY)

Lanes	LOS A - B	LOS C	LOS D - F
2	≤7,500	7,500 – 9,700	≥ 9,700
3	≤ 10,800	10,800 – 13,400	≥ 13,400

TABLE 4: SUBURBAN ARTERIAL LOS CAPACITY CRITERIA (VEH PER DAY)

Lanes	LOS A - B	LOS C	LOS D - F
5	≤29,000	29,000 – 35,000	≥ 35,000

For the purposes of this study, a minimum overall roadway performance of LOS C is considered acceptable. If LOS D, E or F for a roadway is calculated, explanation and/or mitigation measures are presented.

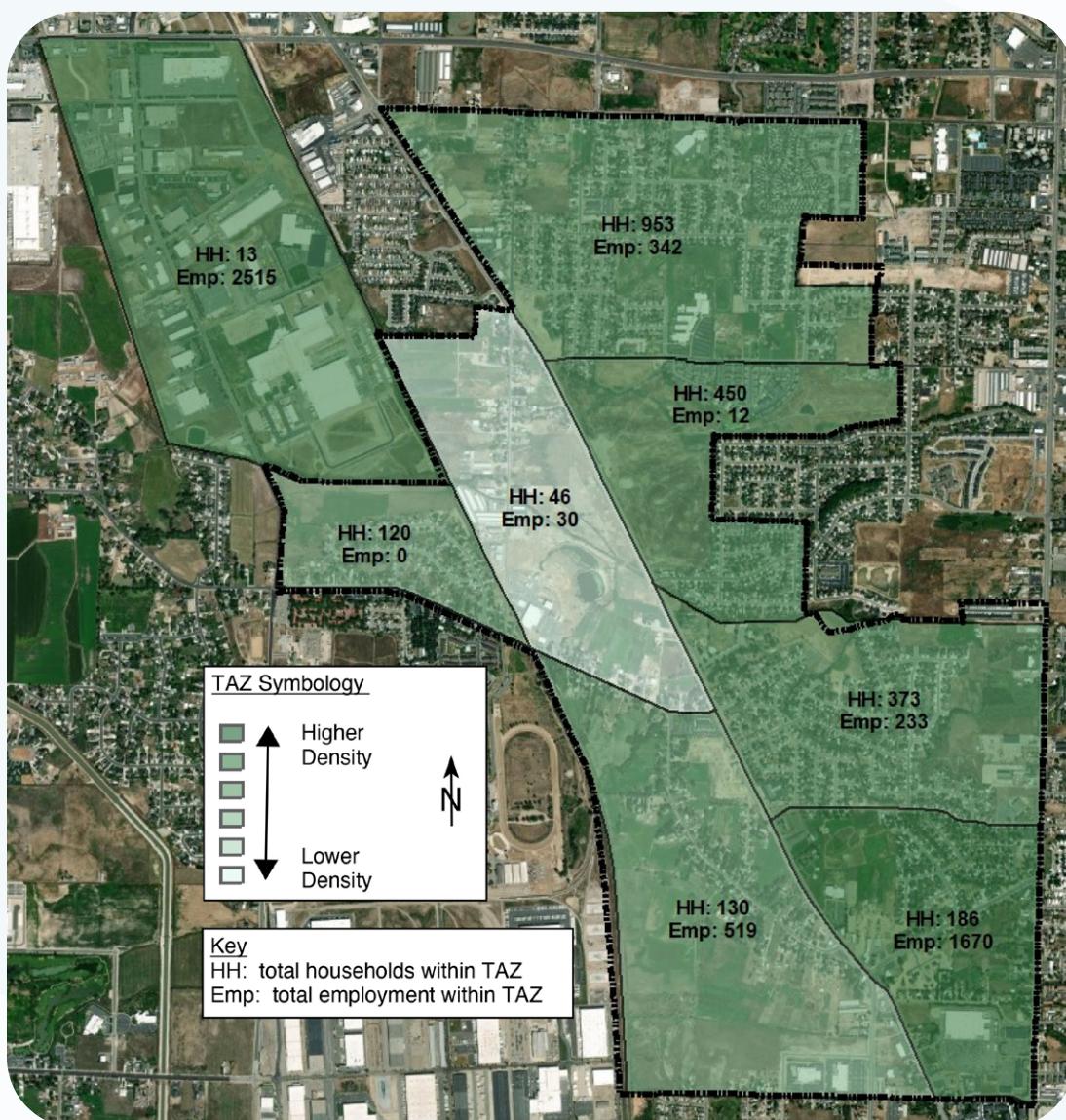
D. Existing (2023) Conditions

An existing conditions level of service analysis, based on existing land use, has been performed using various data sources explained below to produce existing Average Daily Traffic (ADT) estimates.

a. Existing Land Use

Base year (2023) household and employment estimates were developed by Wasatch Front Regional Council (WFRC) for the 2023 - 2050 Regional Transportation Plan and then refined for this transportation master plan.

Figure 4: 2023 Socio-Economic Data



b. Existing (2023) Volumes

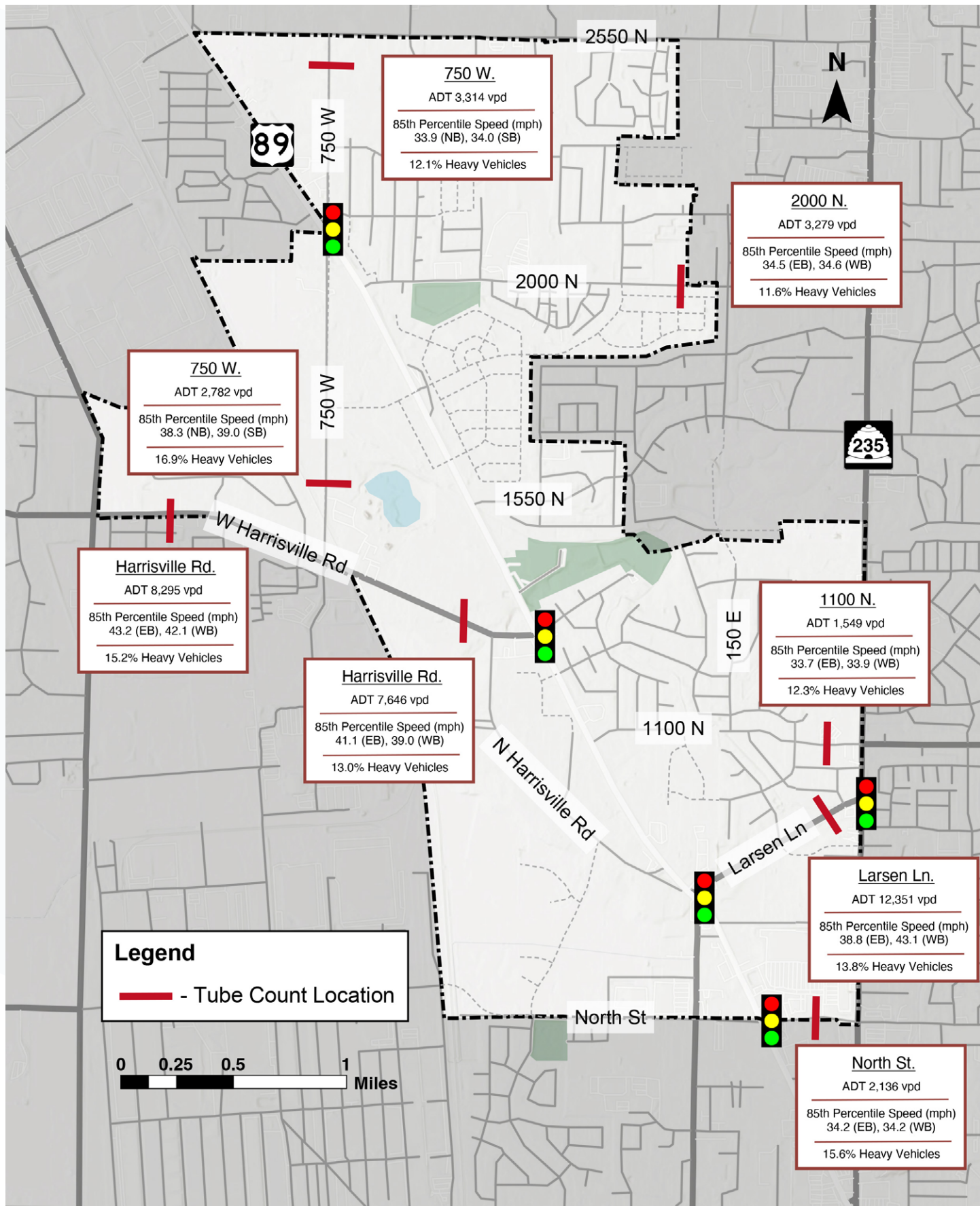
Tube count data was collected at 8 locations in Harrisville on Tuesday, May 2nd 2023:

- 750 West (North segment)
- 750 West (South segment)
- 2000 North
- 1100 North
- Larsen Lane
- North Street
- Harrisville Road (West segment)
- Harrisville Road (East segment)

Weather was good for the duration of the tube counts. Tube count collection locations are displayed below in Figure 5 and the resulting data can be found in Appendix A.



Figure 5: Tube Count Data Locations



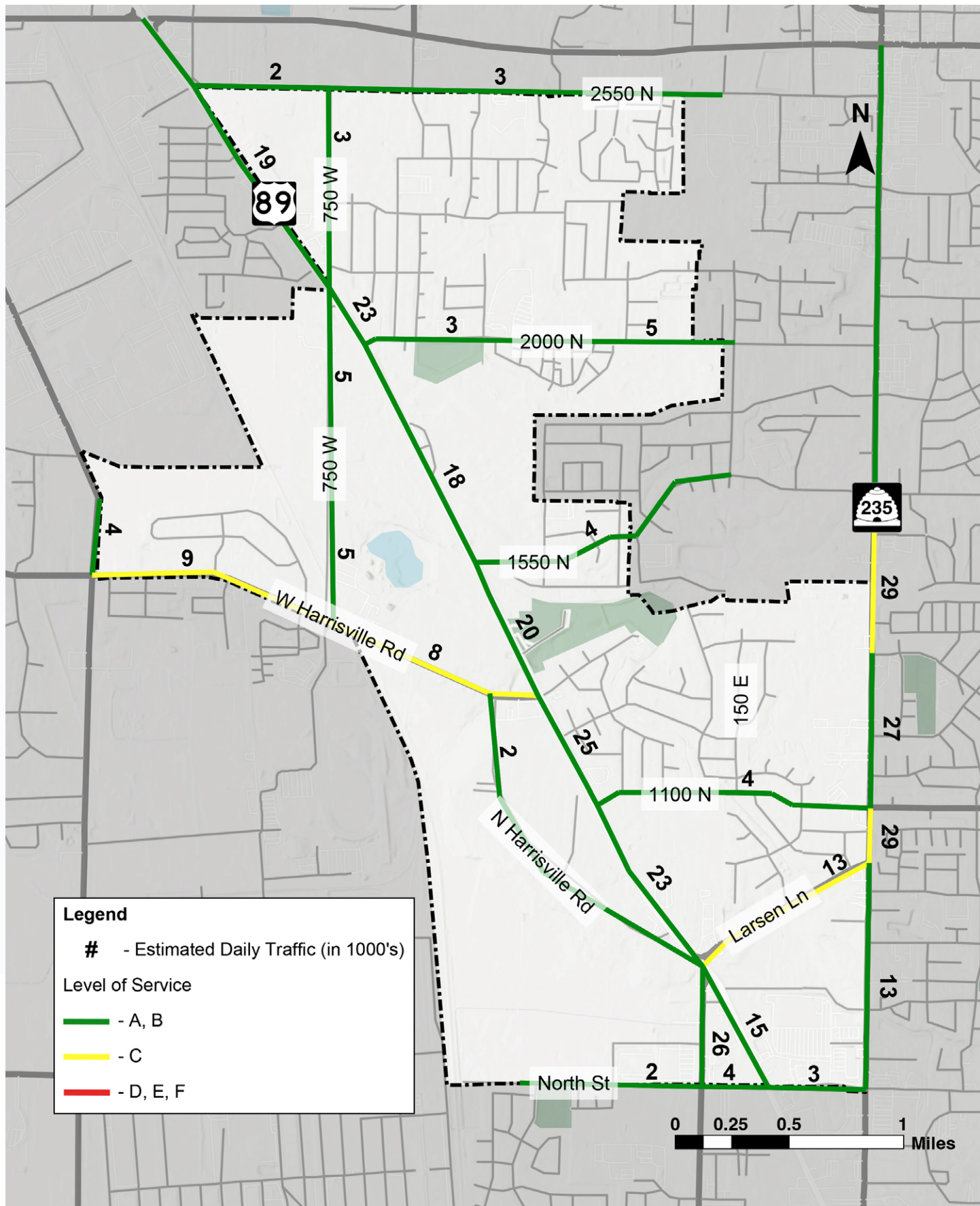
c. Existing (2023) LOS

Existing ADT Is provided by the travel demand modeling effort, performed using the latest version (v8.3.2, dated November 10, 2021) of the Wasatch Front Regional Council (WFRC) model. In addition, the ADT values have been balanced to reflect the volume data collected from the tube counts.

The existing (2023) LOS has been calculated using criteria from Table 3 and 4, results are shown below in Figure 6. As shown in Figure 6, all roadways in Harrisville are currently operating at an acceptable LOS C or higher.



Figure 6: Existing (2023) Roadway LOS

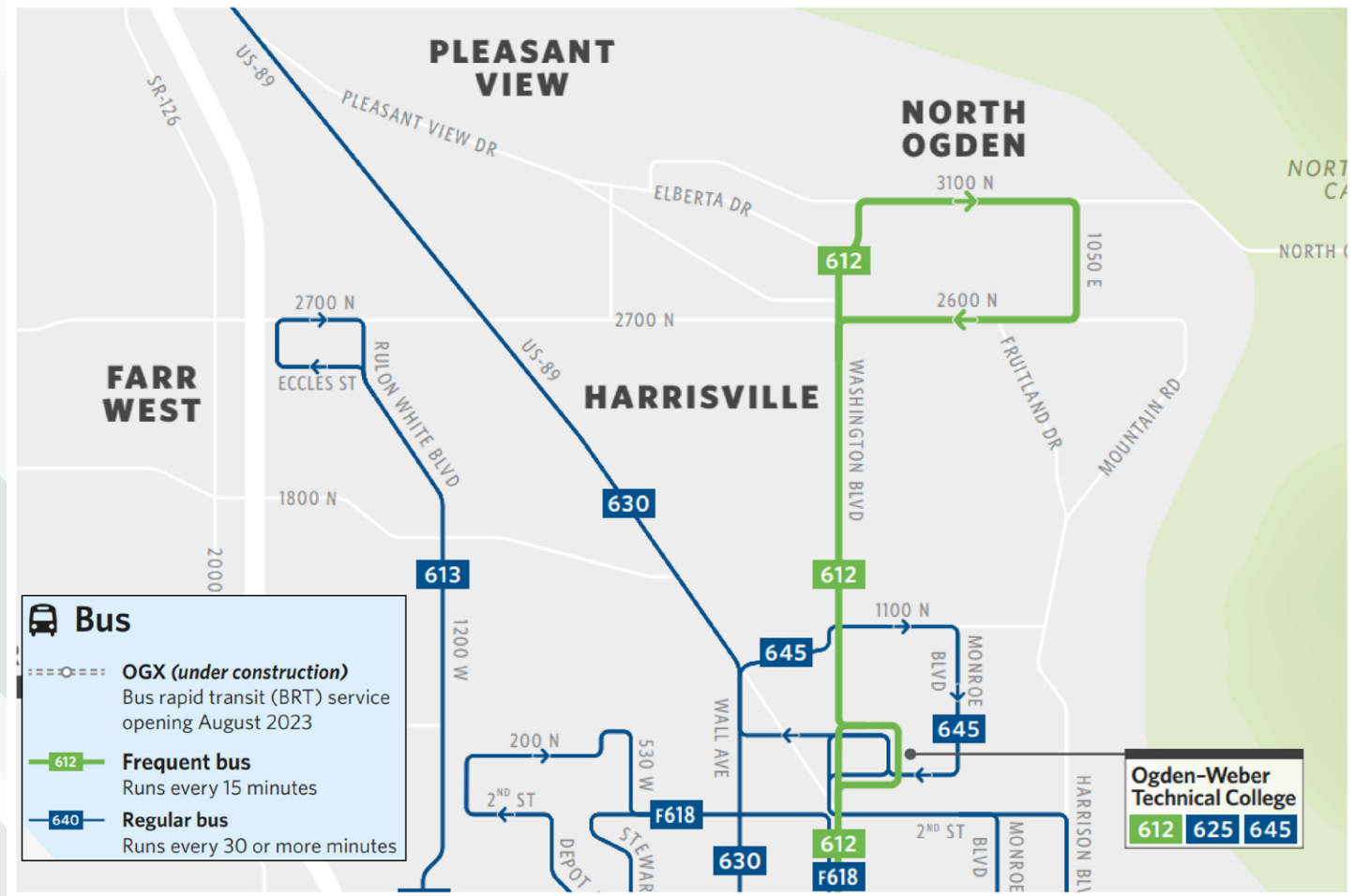


E. Public Transit

Existing Transit Service

Public transit typically includes buses, rail, and shuttle routes. Currently UTA bus routes 630, 645, and 612 operate within Harrisville City. Route 630 passes from Brigham City to Ogden but never stops in Harrisville. Route 645 begins at 400 E & Larsen Ln and ends at Dee Events Center Station. Route 612 begins at 2400 N Washington Blvd. in north Ogden and ends at 950 E & Chambers St. in south Ogden.

Figure 7: Existing Transit Service



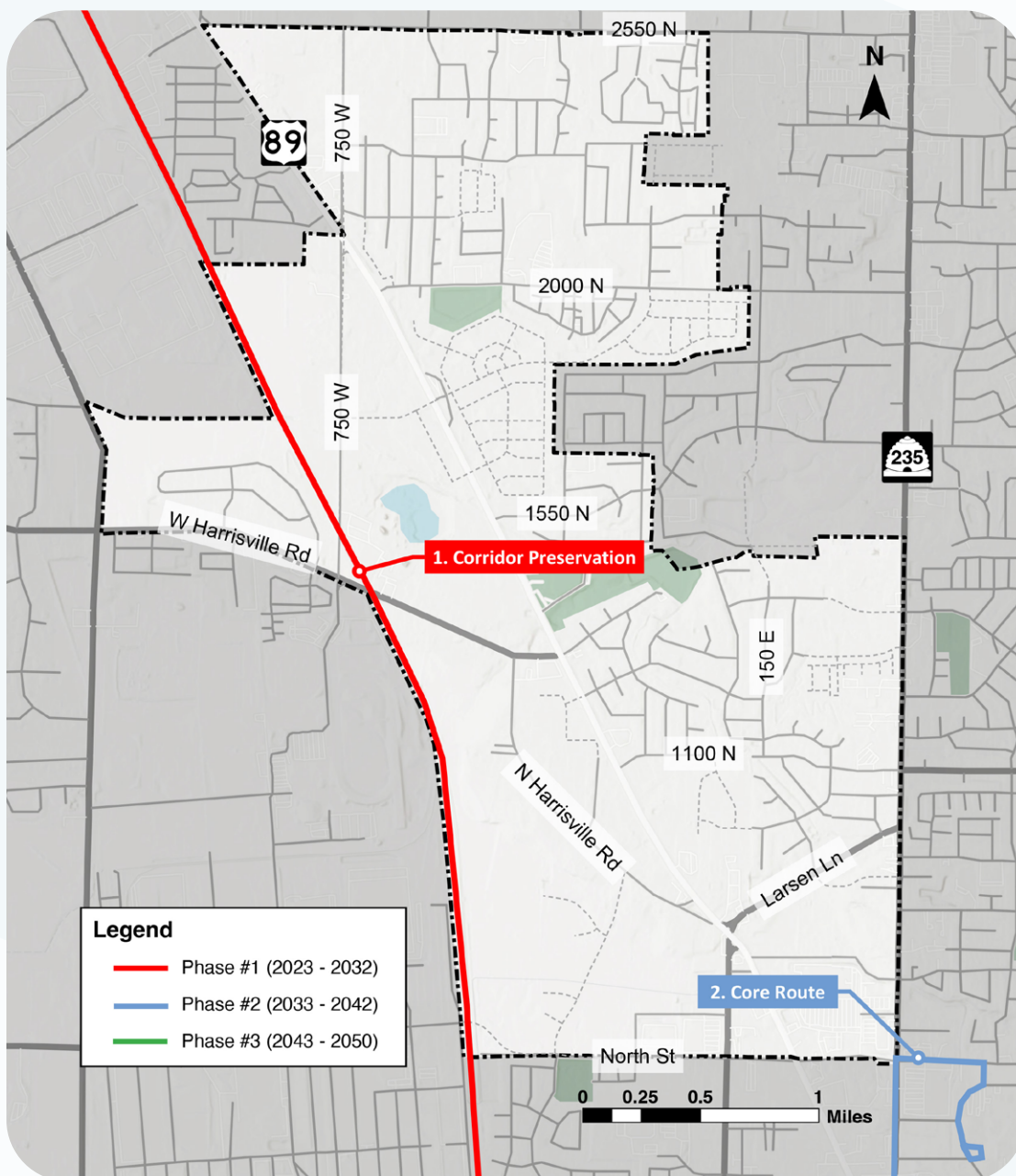
Future Transit Service

Harrisville City should be actively involved in working with UTA, UDOT, and WFRM to support transit as a viable and efficient transportation mode in the city. Planning and lobbying efforts will help procure funds to support the development and maintenance of a sustainable transit system.

The WFRM regional transportation plan lists the following transit improvements in their long-range transit plans, shown in the image below:

1. Corridor Preservation — From Box Elder County Line to Ogden FrontRunner Station in phase #1 (2023–2032).
2. Ogden–Weber Technical College to Washington Terrace Core Route (15 min service) in phase #2 (2033–2042).

Figure 8: WFRM Transit Projects

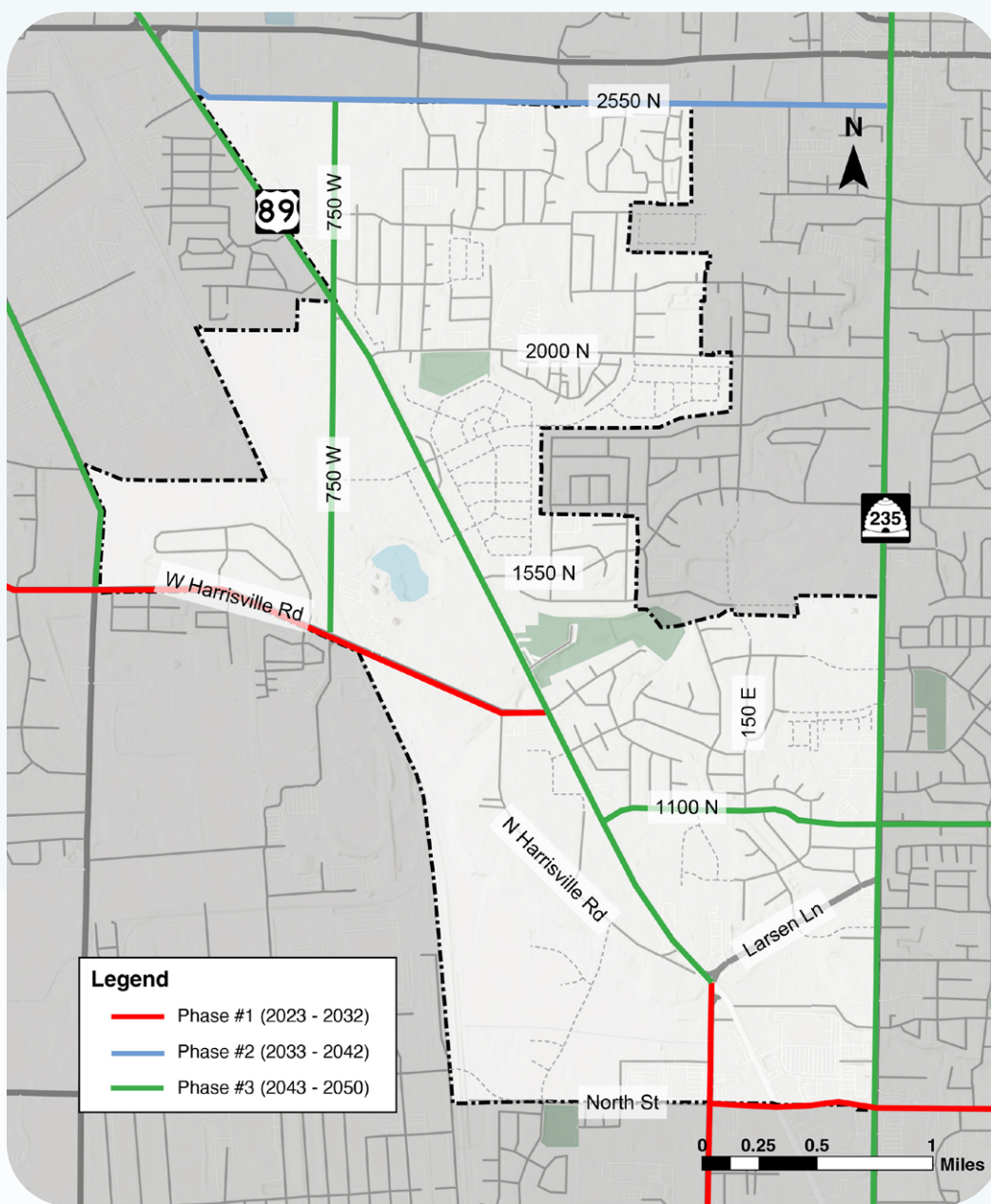


F. Active Transportation

The WFRC regional transportation plan lists the following active transportation improvements in their long-range transit plans, shown in the figure below:

- Harrisville Road Bike Lane from 2000 West to US-89 in phase #1 (2023 - 2033)
- Wall Avenue Protected Bike Lane from Harrisville Road to Riverdale Road in phase #1 (2023 - 2033)
- North Street Bike Lane from Wall Avenue to Jackson Avenue in phase #1 (2023 - 2033)
- 2550 North Bike Lane from 2700 North to 400 East in phase #2 (2033 - 2043)
- US-89 Bike Lane from Box Elder County Line to Wall Avenue in phase #3 (2043 - 2050)
- 750 West Bike Lane from 2550 North to Harrisville Road in phase #3 (2043 - 2050)
- 1100 North Bike Lane from US-89 to Mountain Road in phase #3 (2043 - 2050)
- Lakeview Drive / Washington Boulevard Bike Lane from Mountain Road to 2nd Street in phase #3 (2043 - 2050)

Figure 9: WFRC Active Transportation



G. Travel Demand Model

The travel demand modeling was performed using the latest version (v9.0 beta) of the Wasatch Front Regional Council (WFRC) model. Edits were made to this model to include all relevant details within Harrisville. Travel demand modeling was performed in Bentley Cube version 6.5.0.

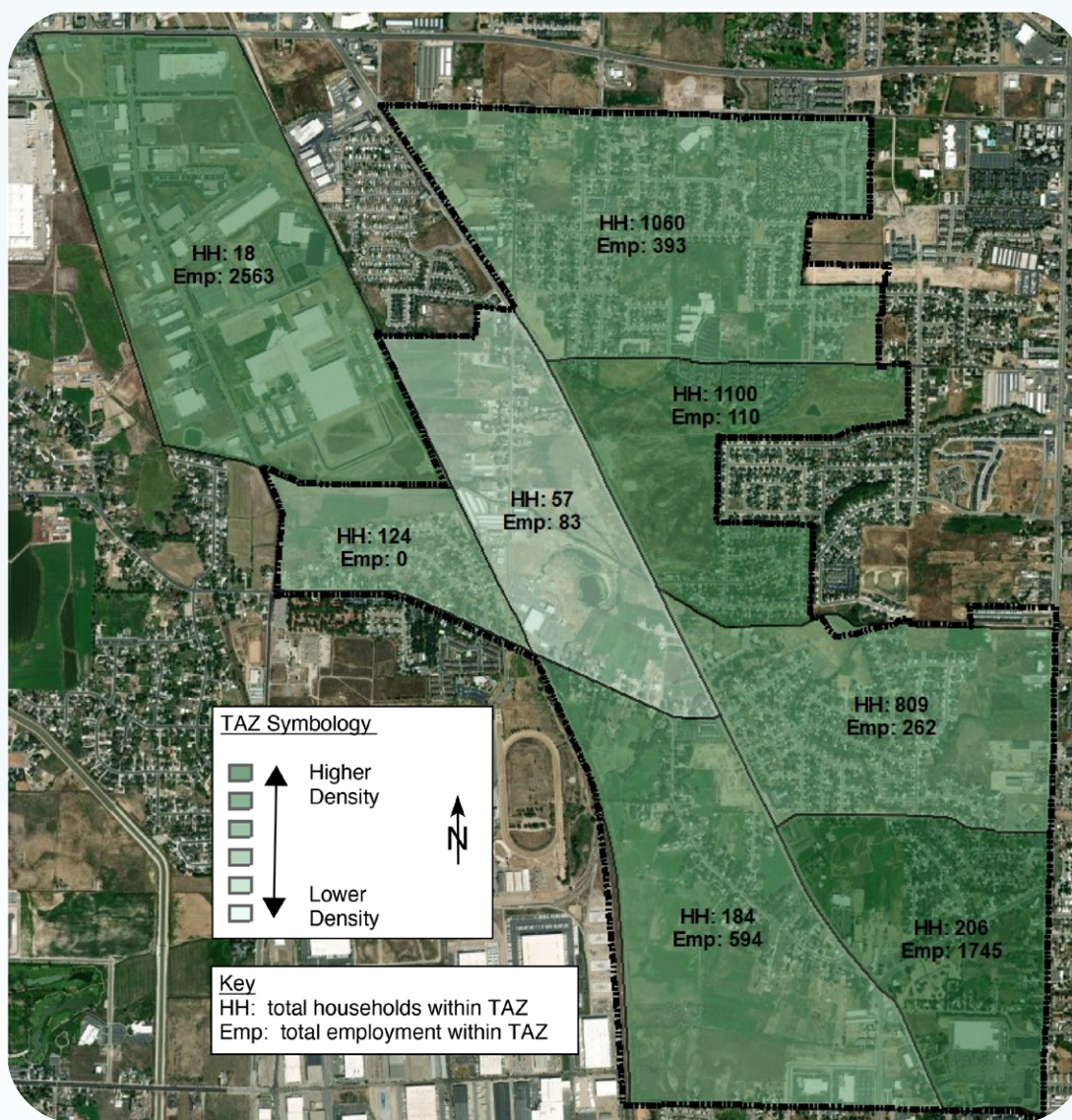
Details regarding modeling specifics such as roadway network, demographics, and scenario testing are described in later sections of the report.

H. Future (2033) Conditions

a. Future Land Use

Harrisville population is projected to be approximately 9,900 by 2033. Household projections were adjusted to match this population. Household distribution across TAZs were projected based on currently permitted and studied projects, developable land, and projected residential densities provided in the future land use plan. Commercial areas were projected to be partially developed by 2033.

Figure 10: 2033 Socio-Economic Data



b. Future 2033 Volumes and No-Build LOS

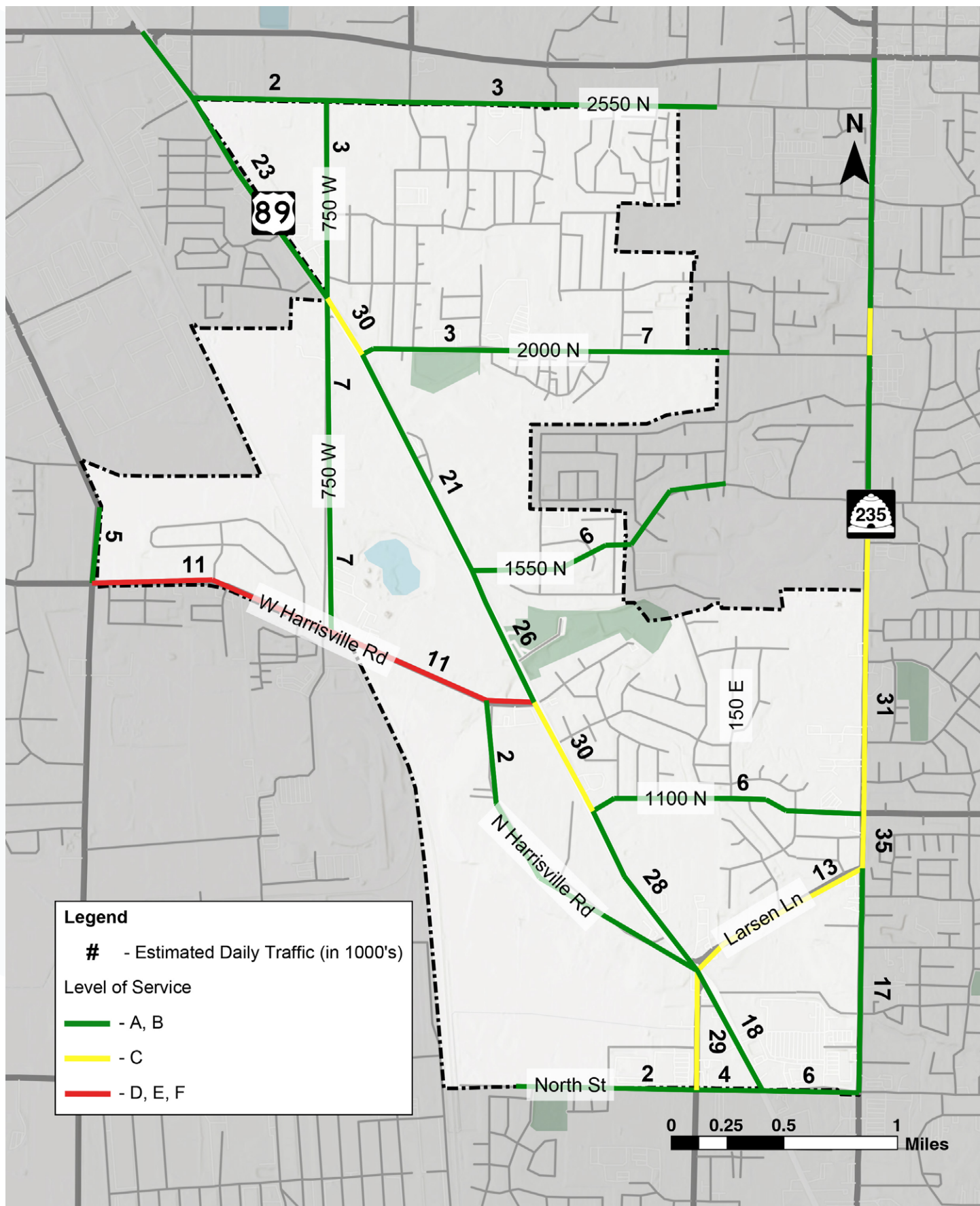
The no-build scenario provides an analysis of traffic conditions without any roadway improvements. Traffic volumes from the 2033 no-build travel demand model have been compared to the LOS thresholds in Tables 3 and 4. LOS results from the analysis are shown below in Figure 11.

As shown in Figure 11, the following roadway segments are expected to operate at unacceptable levels of service (LOS D or worse):

- Harrisville Road; US-89 to 1200 West



Figure 11: 2033 Roadway LOS – No Build



c. Future 2033 Build LOS

Due to the unacceptable LOS expected to occur in the 2033 no-build scenario, the following projects shown below in Table 5 are recommended to increase roadway capacity and accommodate future development. The build scenario provides an analysis of traffic conditions with the roadway improvements identified in the 'No-Build' scenario. The project number listed in the table is for identification only and is no indication of project prioritization. The 2033 build scenario LOS is shown below in Figure 12.

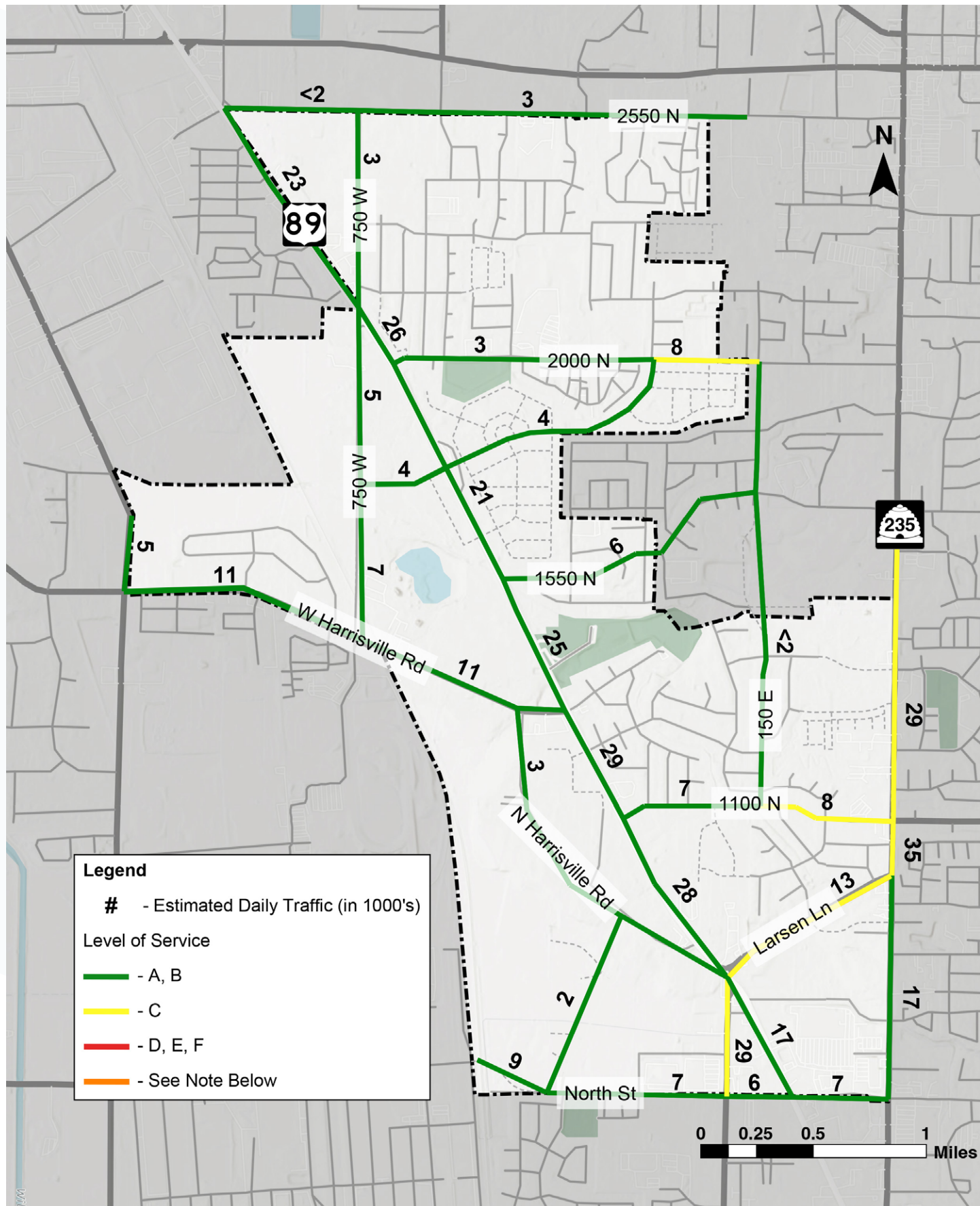
TABLE 5: FUTURE ROADWAY PROJECTS (PHASE #1)						
Project Number	Description	Responsibility	Improvement Scope	# of Lanes		Estimated Cost
				2022	Proposed	
PHASE #1 (2023-2032)						
1	150 East: 1400 North to 1700 North**	City	New Roadway	-	2	\$975,166
2	West Harrisville Road: US-89 to 1200 West*	City / WFRC	Widening	2	3	\$4,200,000
3	1900 North: US-89 to 2000 North	Developer	New Roadway	-	2	NA
4	1750 North: US-89 to 750 West*	City	New Roadway	-	2	\$2,184,270
5	Century Drive: 400 North to North Harrisville Road	Developer	New Roadway	-	2	NA
6	North Street: Century Drive to 400 North*	City / WFRC	New Roadway	-	2	\$3,850,000

* Impact Fee Eligible Project

** Project cost estimate from 1400 North to 1500 North



Figure 12: 2033 Roadway LOS – Build

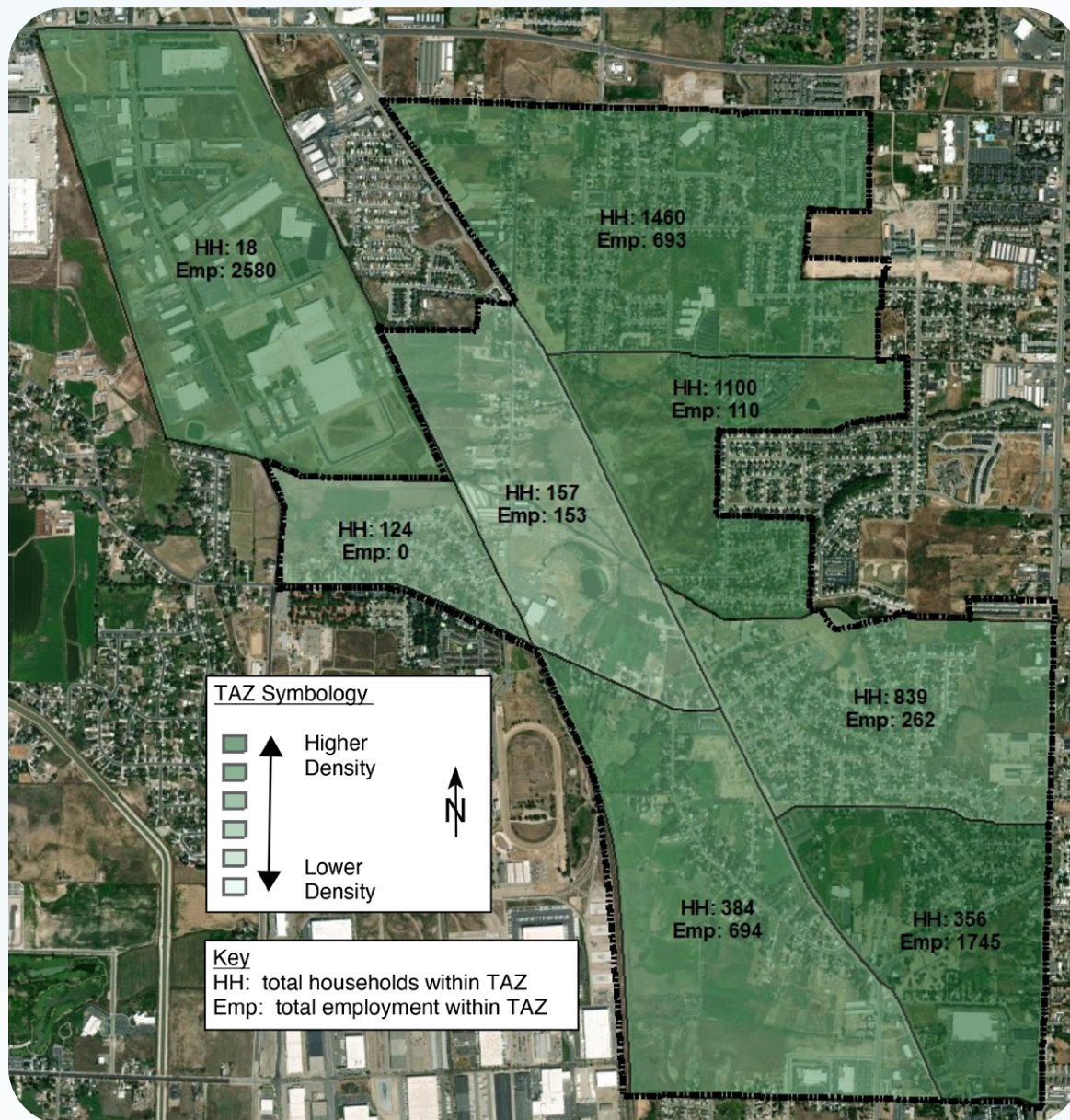


I. Future (2050) Conditions

a. Future Land Use

Harrisville population is projected to be 11,000 by 2050. Household projections were adjusted to match this population. Household distribution across TAZs were projected based on developable land and projected residential densities provided in the future land use plan. Commercial area densities were determined based on likely number of jobs that could be served by Harrisville and surrounding city populations and input from Harrisville city staff.

Figure 13: 2050 Socio-Economic Projections



b. Future 2050 Volumes and No-Build LOS

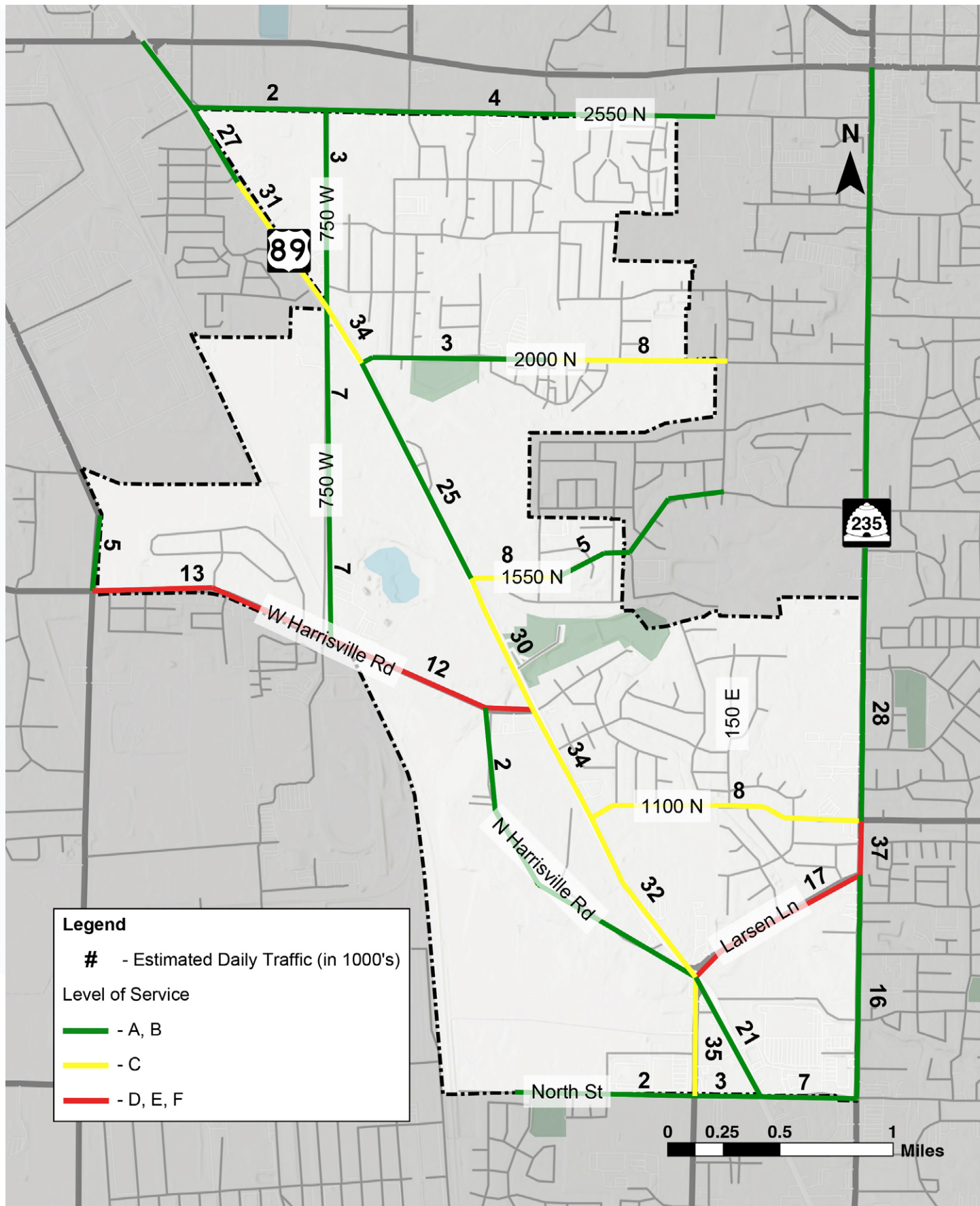
The no-build scenario provides an analysis of traffic conditions without any roadway improvements. Traffic volumes from the 2050 no-build travel demand model have been compared to the LOS thresholds in Tables 3 and 4. LOS results from the analysis are shown below in Figure 14.

As shown in Figure 14, the following roadway segments are expected to operate at unacceptable levels of service (LOS D or worse):

- Harrisville Road; US-89 to 1200 West
- Larsen Ln; US-89 to SR-235



Figure 14: Future (2050) ADT and LOS – No Build



c. Future 2050 Build LOS

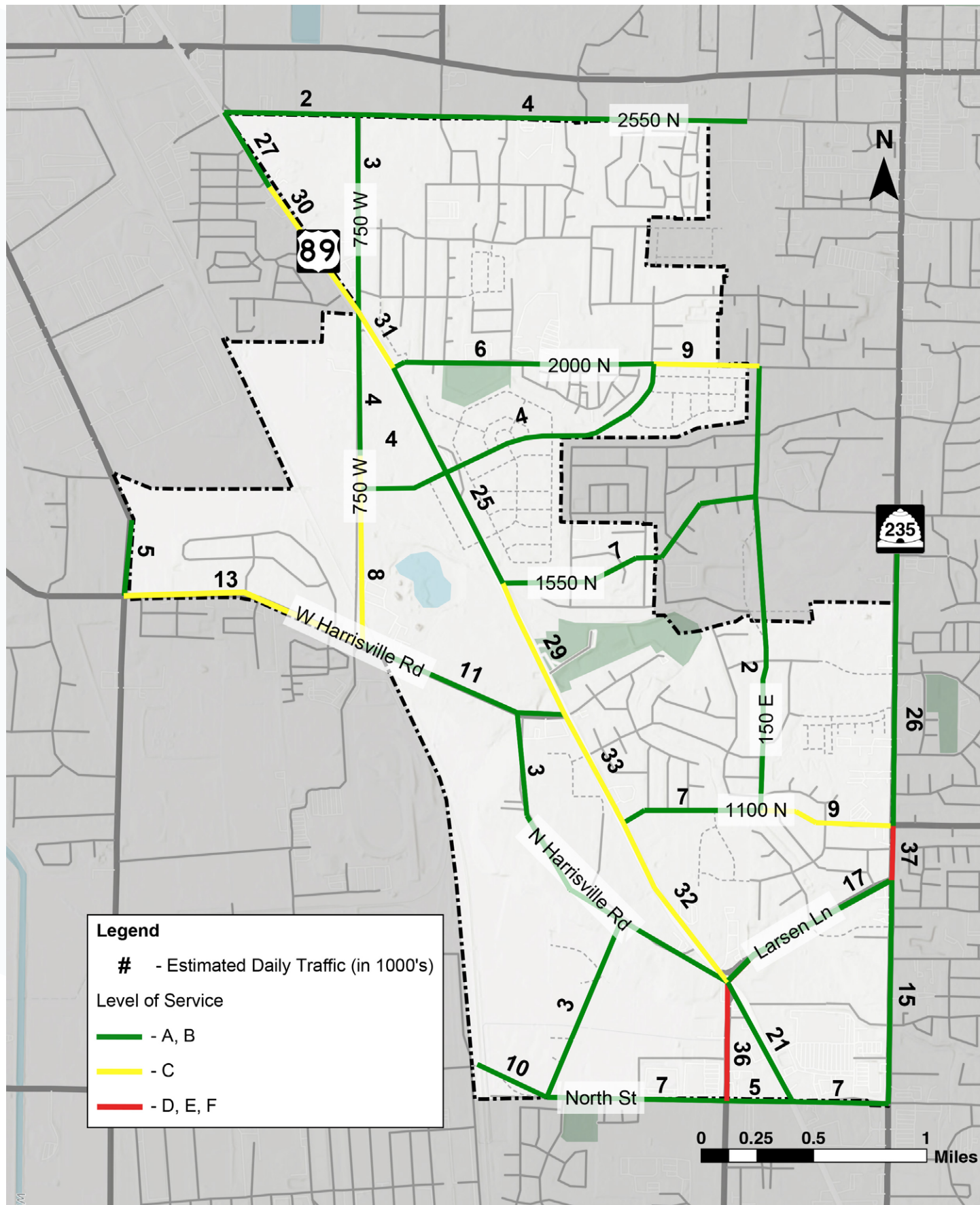
The build scenario provides an analysis of traffic conditions including the roadway improvements listed below. Due to the unacceptable LOS expected to occur in the 2050 no-build scenario on select roadways, the following projects are recommended between 2033 and 2050 to increase roadway capacity and accommodate future development. The project number listed in the table is for identification only and is no indication of project prioritization. The 2050 build scenario LOS is shown below in Figure 15.

TABLE 6: FUTURE ROADWAY PROJECTS (PHASE #2 AND #3)

Project Number	Description	Responsibility	Improvement Scope	# of Lanes		Estimated Cost
				2022	Proposed	
PHASE #2 (2033–2042)						
7	750 West: Harrisville Road to 2550 North	WFRC / City	Operational Improvement	2	2	\$6,110,000
PHASE #3 (2043–2050)						
8	Wall Ave: US-89 to 400 North	UDOT / WFRC	Operational Improvement	5	5	\$18,900,000
9	Larsen Lane: US-89 to SR-235	City	Widening	3	5	\$12,284,376



Figure 15: Future (2050) ADT and LOS – Build



J. Recommendations for Future Projects

WFRC Roadway Projects

The 2023 WFRC regional transportation plan lists the following roadway projects in their long-range plan for Harrisville City:

- **North Street; 530 West to Washington Boulevard** — Roadway widening project from 2 to 3 lanes planned for phase #1 (2023 – 2032).
- **Harrisville Road; 1200 West to US-89** — Roadway widening project from 2 to 3 lanes planned for phase #1 (2023 – 2032).
- **750 West; 2550 North to Harrisville Road** — Operation improvements project planned for phase #2 (2033 – 2042).
- **2550 North; US-89 to Washington Boulevard / 400 East** — Roadway widening project from 2 to 3 lanes planned for phase #3 (2043 – 2050).
- **Wall Avenue; Harrisville Road to Riverdale Road** — Operational improvement project planned for phase #3 (2043 – 2050).

The future roadway network shown in Figure 17 and the future roadway projects map shown in Figure 16 reflects the planned WFRC projects in Harrisville.

Harrisville TMP Intersection Projects

As part of the Harrisville capital facilities plan, it is recommended the City begin planning for the proposed intersection improvements shown below in Table 7. The project number listed in the table is for identification only and is no indication of project prioritization. Figure 16 depicts the locations of the proposed intersection improvements. As an additional summary of all recommended projects, Figure 17 below shows the future (2050) intersection control map of Harrisville.

TABLE 7: FUTURE INTERSECTION & OTHER PROJECTS

Project Number	Description	Responsibility	Improvement Scope	Estimated Cost
PHASE #1 (2023-2032)				
A	US-89 & 1750 North	City / Developer / UDOT	Signal	\$500,000
B	West Harrisville Road & 750 West*	City / Ogden	Roundabout	\$1,582,523
C	West Harrisville Road & 1200 West*	City / Farr West / Ogden	Roundabout	\$1,860,828
D	Public Works Building*	City	New Building	\$8,150,438
PHASE #2 (2033-2042)				
E	US-89 & 1100 North	UDOT	Signal	\$450,000
F	SR-235 & 1100 North	UDOT	Signal	\$400,000
G	SR-235 & Lockwood Drive	UDOT	Signal	\$400,000
PHASE #3 (2043-2050)				
H	RR crossing grade separated North Street to 400 N	City / WFRC	Grade Separated Crossing	\$32,000,000

* Impact Fee Eligible Project

Figure 16: Future Projects

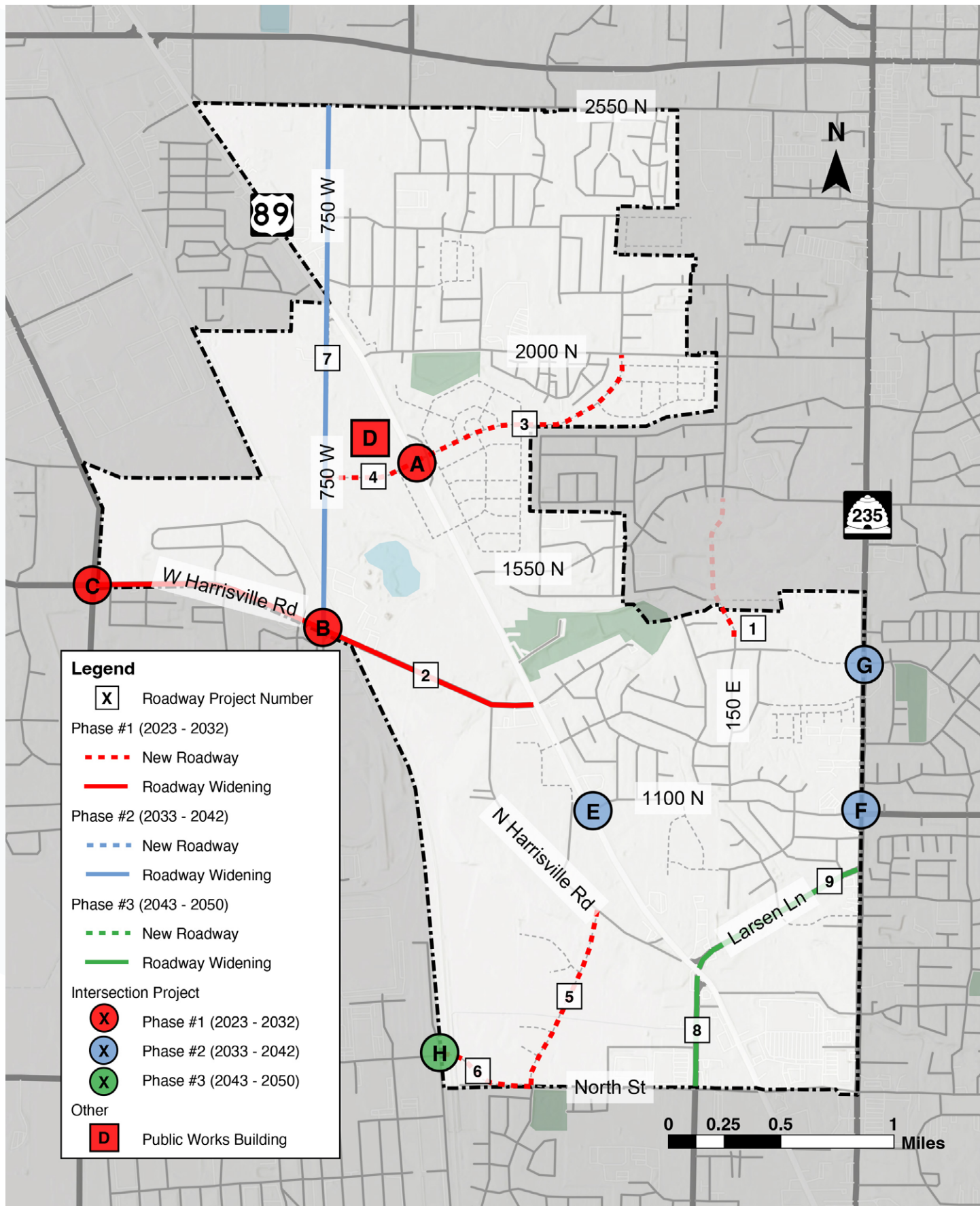
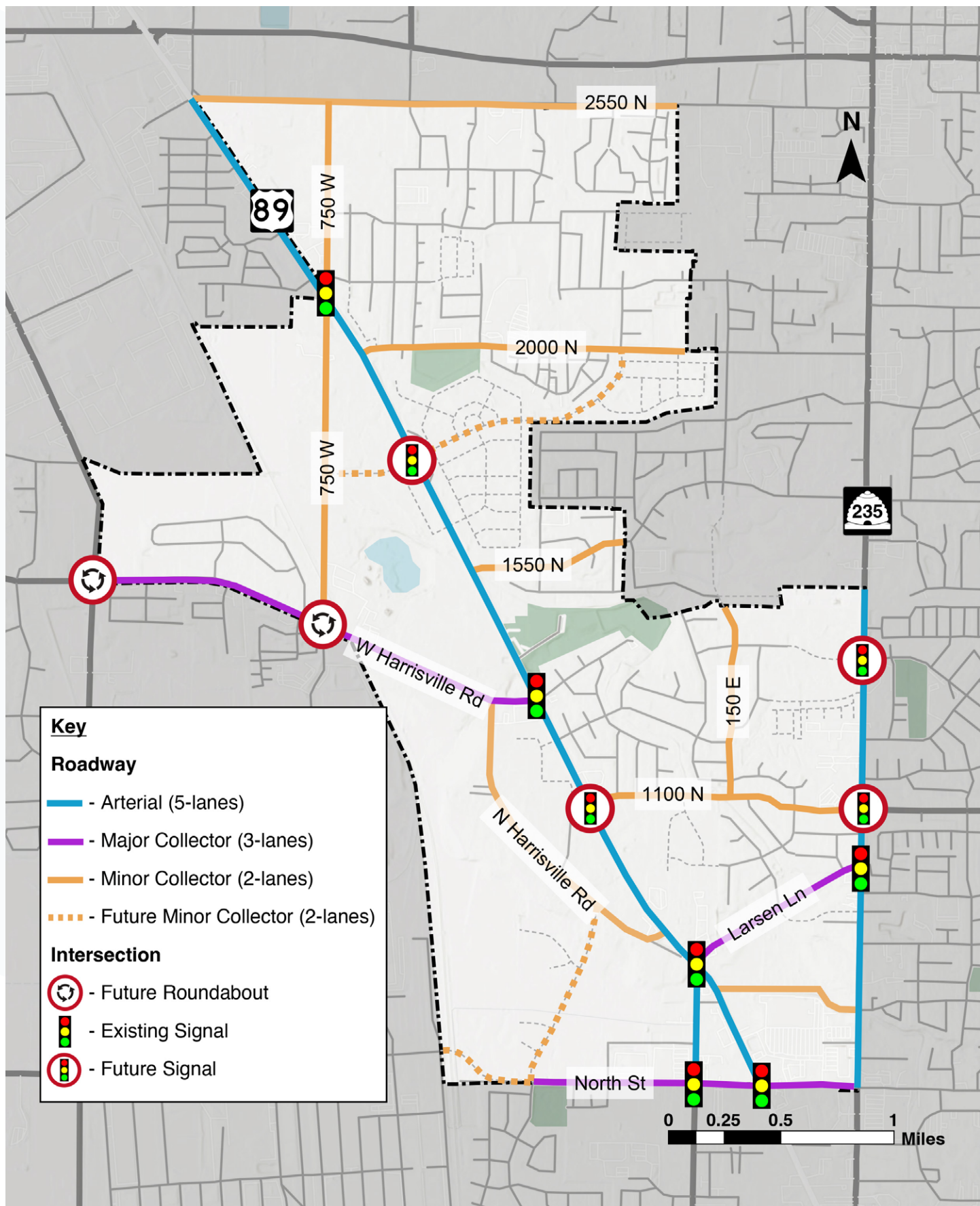


Figure 17: Future (2050) Functional Classification and Intersection Control



IV. CAPITAL FACILITIES PLAN

As shown in Section III (Transportation Network) of this report, future growth due to new development requires Harrisville to make improvements to their transportation network to provide residents with a safe and efficient transportation network and maintain an acceptable Level of Service. Specific intersection and roadway improvements are listed below in Table 8 and 9 and are shown below in Figure 18. The project number listed in the table is for identification only and is no indication of project prioritization. Each project cost estimate represents 2023 costs and are not adjusted for inflation; therefore, estimates will need to be regularly updated by the City as project scopes may change as development occurs. Only roadway improvements to arterials and collectors are identified, as local roads are typically built by future development. Details for each project cost estimate can be found in Appendix B.

TABLE 8: CFP FUTURE ROADWAY PROJECTS

Project Number	Description	Responsibility	Improvement Scope	# of Lanes		Estimated Cost
				2022	Proposed	
PHASE #1 (2023-2032)						
1	150 East: 1400 North to 1700 North**	City	New Roadway	-	2	\$975,166
2	West Harrisville Road: US-89 to 1200 West*	City / WFRC	Widening	2	3	\$4,200,000
3	1900 North: US-89 to 2000 North	Developer	New Roadway	-	2	NA
4	1750 North: US-89 to 750 West*	City	New Roadway	-	2	\$2,184,270
5	Century Drive: 400 North to North Harrisville Road	Developer	New Roadway	-	2	NA
6	North Street: Century Drive to 400 North*	City / WFRC	New Roadway	-	2	\$3,850,000

* Impact Fee Eligible Project

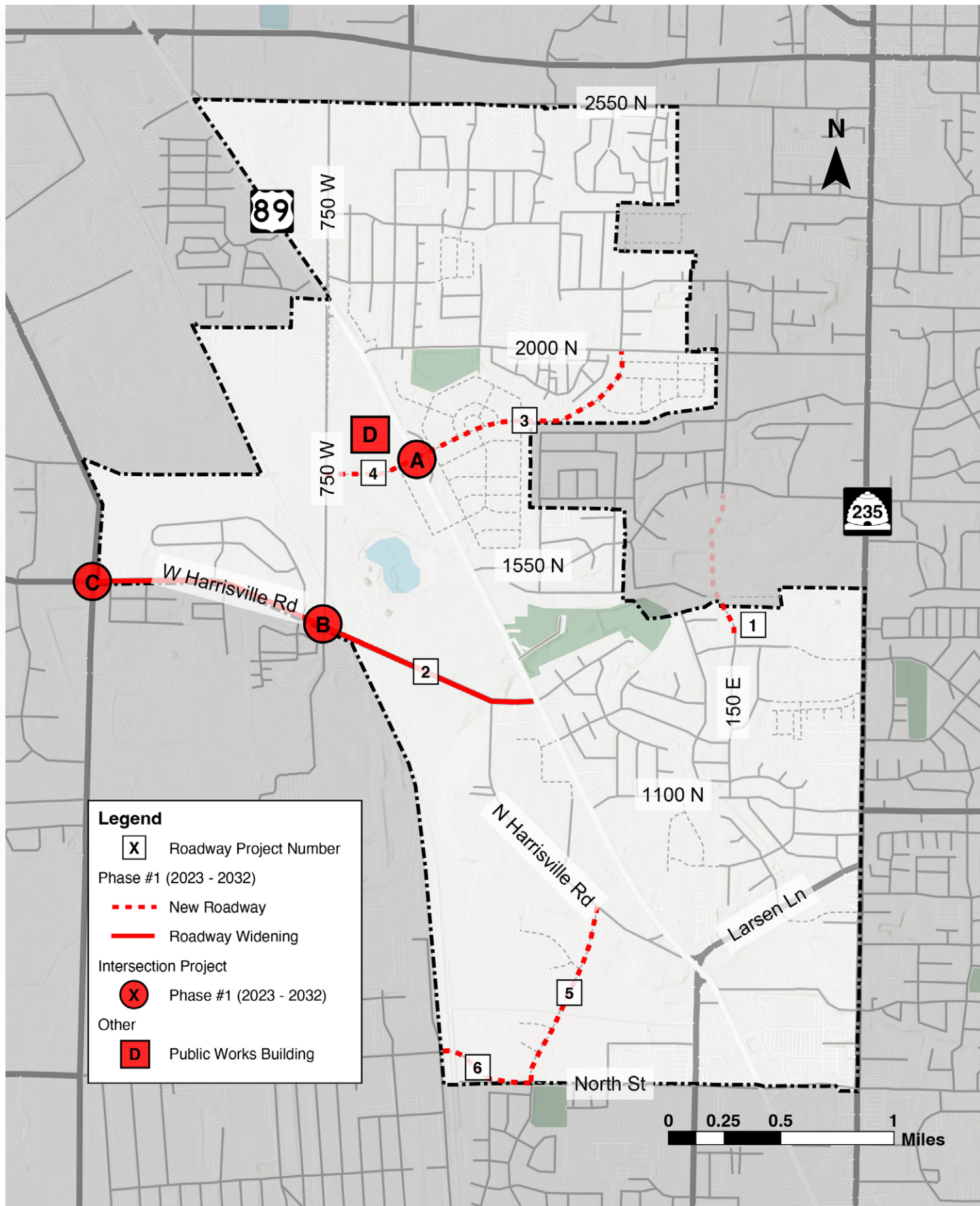
** Project cost estimate from 1400 North to 1500 North

TABLE 9: CFP FUTURE INTERSECTION PROJECTS

Project Number	Description	Responsibility	Improvement Scope	Estimated Cost
PHASE #1 (2023-2032)				
A	US-89 & 1750 North	City / Developer / UDOT	Signal	\$500,000
B	West Harrisville Road & 750 West*	City / Ogden	Roundabout	\$1,582,523
C	West Harrisville Road & 1200 West*	City / Farr West / Ogden	Roundabout	\$1,860,828
D	Public Works Building*	City	New Building	\$8,150,438

* Impact Fee Eligible Project

Figure 18: Future Projects – Capital Facilities Plan



V. CONCLUSION

The purpose of the Harrisville TMP is to plan the future transportation needs of Harrisville City. The following tasks were completed as part of this TMP:

- Traffic data was collected, including daily traffic volumes, vehicle classification, and speed, to help establish existing conditions in the City.
- Future traffic volumes were developed to future planning years 2033 and 2050.
- A travel demand analysis based on existing and future land use was performed.
- A list of needed future roadway and intersection projects was created.
- City street functional classifications and cross sections were reviewed and/or updated.
- Capital facilities plan created.
- Impact fee calculated.



VI. APPENDIX

A. Traffic Count Data

B. Project Cost Estimates



A. TRAFFIC COUNT DATA



Daily Vehicle Volume Report

Study Date: Wednesday, 05/03/2023 / Thursday, 05/04/2023

Unit ID:

Location: Larsen Lane Location

	Eastbound Volume	Westbound Volume	Total Volume
02:00 - 02:14	2	2	4
02:15 - 02:29	10	3	13
02:30 - 02:44	6	2	8
02:45 - 02:59	3	3	6
03:00 - 03:14	4	5	9
03:15 - 03:29	2	12	14
03:30 - 03:44	5	11	16
03:45 - 03:59	5	16	21
04:00 - 04:14	6	20	26
04:15 - 04:29	6	31	37
04:30 - 04:44	2	47	49
04:45 - 04:59	7	61	68
05:00 - 05:14	10	58	68
05:15 - 05:29	17	76	93
05:30 - 05:44	20	105	125
05:45 - 05:59	20	88	108
06:00 - 06:14	29	98	127
06:15 - 06:29	29	98	127
06:30 - 06:44	24	116	140
06:45 - 06:59	33	121	154
07:00 - 07:14	44	112	156
07:15 - 07:29	48	112	160
07:30 - 07:44	47	148	195
07:45 - 07:59	60	138	198
08:00 - 08:14	67	121	188
08:15 - 08:29	70	111	181
08:30 - 08:44	62	107	169
08:45 - 08:59	54	111	165
09:00 - 09:14	58	68	126
09:15 - 09:29	56	66	122
09:30 - 09:44	50	73	123
09:45 - 09:59	77	66	143
10:00 - 10:14	70	79	149
10:15 - 10:29	52	69	121
10:30 - 10:44	61	78	139
10:45 - 10:59	64	61	125
11:00 - 11:14	71	76	147
11:15 - 11:29	101	75	176
11:30 - 11:44	76	87	163
11:45 - 11:59	100	83	183
12:00 - 12:14	90	78	168
12:15 - 12:29	116	59	175
12:30 - 12:44	110	66	176
12:45 - 12:59	106	75	181
13:00 - 13:14	102	79	181
13:15 - 13:29	79	79	158
13:30 - 13:44	129	72	201
13:45 - 13:59	124	68	192
14:00 - 14:14	110	83	193
14:15 - 14:29	119	89	208
14:30 - 14:44	132	77	209
14:45 - 14:59	139	76	215

Daily Vehicle Volume Report

Study Date: Wednesday, 05/03/2023 / Thursday, 05/04/2023

Unit ID:

Location: Larsen Lane Location

	Eastbound Volume	Westbound Volume	Total Volume
15:00 - 15:14	146	89	235
15:15 - 15:29	166	83	249
15:30 - 15:44	181	106	287
15:45 - 15:59	165	105	270
16:00 - 16:14	149	92	241
16:15 - 16:29	151	115	266
16:30 - 16:44	189	84	273
16:45 - 16:59	168	74	242
17:00 - 17:14	189	67	256
17:15 - 17:29	183	73	256
17:30 - 17:44	174	63	237
17:45 - 17:59	160	79	239
18:00 - 18:14	147	69	216
18:15 - 18:29	128	62	190
18:30 - 18:44	139	72	211
18:45 - 18:59	103	64	167
19:00 - 19:14	119	51	170
19:15 - 19:29	99	46	145
19:30 - 19:44	100	63	163
19:45 - 19:59	94	37	131
20:00 - 20:14	95	46	141
20:15 - 20:29	105	41	146
20:30 - 20:44	65	39	104
20:45 - 20:59	72	32	104
21:00 - 21:14	85	37	122
21:15 - 21:29	44	28	72
21:30 - 21:44	71	20	91
21:45 - 21:59	42	19	61
22:00 - 22:14	45	19	64
22:15 - 22:29	27	18	45
22:30 - 22:44	44	16	60
22:45 - 22:59	25	12	37
23:00 - 23:14	28	14	42
23:15 - 23:29	23	4	27
23:30 - 23:44	21	4	25
23:45 - 23:59	16	4	20
00:00 - 00:14	12	4	16
00:15 - 00:29	18	7	25
00:30 - 00:44	23	2	25
00:45 - 00:59	16	4	20
01:00 - 01:14	21	3	24
01:15 - 01:29	11	1	12
01:30 - 01:44	12	4	16
01:45 - 01:59	5	4	9
Totals	6760	5591	12351
AM Peak Time	10:58 - 11:57	07:22 - 08:21	07:23 - 08:22
AM Peak Volume	348	532	776
PM Peak Time	16:27 - 17:26	15:29 - 16:28	15:32 - 16:31
PM Peak Volume	732	419	1074

Daily Vehicle Volume Report

Study Date: Wednesday, 05/03/2023 / Thursday, 05/04/2023

Unit ID:

Location: Larsen Lane Location

Daily Eastbound Classes Report

Study Date: Wednesday, 05/03/2023 / Thursday, 05/04/2023

Unit ID:

Location: Larsen Lane Location

	#1	#2	#3	#4	#5	#6	#7	#8	#9	#10	#11	#12	#13	Total
02:00 - 02:14	0	1	1	0	0	0	0	0	0	0	0	0	0	2
02:15 - 02:29	0	8	1	0	1	0	0	0	0	0	0	0	0	10
02:30 - 02:44	0	4	1	0	1	0	0	0	0	0	0	0	0	6
02:45 - 02:59	0	3	0	0	0	0	0	0	0	0	0	0	0	3
03:00 - 03:14	0	4	0	0	0	0	0	0	0	0	0	0	0	4
03:15 - 03:29	0	2	0	0	0	0	0	0	0	0	0	0	0	2
03:30 - 03:44	0	4	0	0	1	0	0	0	0	0	0	0	0	5
03:45 - 03:59	0	4	1	0	0	0	0	0	0	0	0	0	0	5
04:00 - 04:14	0	5	1	0	0	0	0	0	0	0	0	0	0	6
04:15 - 04:29	0	5	1	0	0	0	0	0	0	0	0	0	0	6
04:30 - 04:44	0	2	0	0	0	0	0	0	0	0	0	0	0	2
04:45 - 04:59	0	3	3	1	0	0	0	0	0	0	0	0	0	7
05:00 - 05:14	0	9	1	0	0	0	0	0	0	0	0	0	0	10
05:15 - 05:29	0	13	4	0	0	0	0	0	0	0	0	0	0	17
05:30 - 05:44	0	14	4	0	2	0	0	0	0	0	0	0	0	20
05:45 - 05:59	0	15	2	0	3	0	0	0	0	0	0	0	0	20
06:00 - 06:14	0	25	4	0	0	0	0	0	0	0	0	0	0	29
06:15 - 06:29	0	22	1	0	6	0	0	0	0	0	0	0	0	29
06:30 - 06:44	0	15	5	1	3	0	0	0	0	0	0	0	0	24
06:45 - 06:59	0	21	4	0	6	1	0	0	0	0	0	0	1	33
07:00 - 07:14	0	28	5	2	8	1	0	0	0	0	0	0	0	44
07:15 - 07:29	0	31	8	2	7	0	0	0	0	0	0	0	0	48
07:30 - 07:44	0	33	3	0	8	2	1	0	0	0	0	0	0	47
07:45 - 07:59	0	44	6	1	8	1	0	0	0	0	0	0	0	60
08:00 - 08:14	0	46	11	1	8	0	0	1	0	0	0	0	0	67
08:15 - 08:29	2	43	10	0	10	5	0	0	0	0	0	0	0	70
08:30 - 08:44	0	45	7	1	6	2	1	0	0	0	0	0	0	62
08:45 - 08:59	0	34	15	0	3	1	0	1	0	0	0	0	0	54
09:00 - 09:14	0	39	8	0	9	2	0	0	0	0	0	0	0	58
09:15 - 09:29	0	34	11	1	9	1	0	0	0	0	0	0	0	56
09:30 - 09:44	0	32	6	0	10	2	0	0	0	0	0	0	0	50
09:45 - 09:59	0	49	12	1	15	0	0	0	0	0	0	0	0	77
10:00 - 10:14	0	53	6	0	9	0	0	1	1	0	0	0	0	70
10:15 - 10:29	0	37	6	0	8	1	0	0	0	0	0	0	0	52
10:30 - 10:44	0	36	11	1	11	1	0	1	0	0	0	0	0	61
10:45 - 10:59	0	48	3	0	11	1	0	1	0	0	0	0	0	64
11:00 - 11:14	0	57	5	0	9	0	0	0	0	0	0	0	0	71
11:15 - 11:29	1	69	12	0	14	5	0	0	0	0	0	0	0	101
11:30 - 11:44	0	58	7	0	10	0	0	1	0	0	0	0	0	76
11:45 - 11:59	0	77	8	1	12	1	1	0	0	0	0	0	0	100
12:00 - 12:14	0	68	8	0	11	3	0	0	0	0	0	0	0	90
12:15 - 12:29	0	88	13	0	15	0	0	0	0	0	0	0	0	116
12:30 - 12:44	1	72	16	1	18	2	0	0	0	0	0	0	0	110
12:45 - 12:59	0	82	10	0	14	0	0	0	0	0	0	0	0	106
13:00 - 13:14	2	72	8	1	17	2	0	0	0	0	0	0	0	102
13:15 - 13:29	0	60	5	2	10	2	0	0	0	0	0	0	0	79
13:30 - 13:44	0	97	18	0	13	1	0	0	0	0	0	0	0	129
13:45 - 13:59	0	88	18	3	12	1	0	1	0	0	0	0	1	124
14:00 - 14:14	0	82	16	0	10	1	0	1	0	0	0	0	0	110
14:15 - 14:29	1	90	14	0	13	1	0	0	0	0	0	0	0	119
14:30 - 14:44	0	105	17	0	9	1	0	0	0	0	0	0	0	132
14:45 - 14:59	1	112	15	1	9	1	0	0	0	0	0	0	0	139

Daily Eastbound Classes Report

Study Date: Wednesday, 05/03/2023 / Thursday, 05/04/2023

Unit ID:

Location: Larsen Lane Location

	#1	#2	#3	#4	#5	#6	#7	#8	#9	#10	#11	#12	#13	Total
15:00 - 15:14	0	122	10	1	12	0	1	0	0	0	0	0	0	146
15:15 - 15:29	1	131	16	2	15	1	0	0	0	0	0	0	0	166
15:30 - 15:44	0	144	21	0	13	2	0	1	0	0	0	0	0	181
15:45 - 15:59	0	129	22	0	14	0	0	0	0	0	0	0	0	165
16:00 - 16:14	2	112	12	0	23	0	0	0	0	0	0	0	0	149
16:15 - 16:29	1	107	23	0	17	1	2	0	0	0	0	0	0	151
16:30 - 16:44	0	147	24	0	17	0	0	0	1	0	0	0	0	189
16:45 - 16:59	1	121	23	0	23	0	0	0	0	0	0	0	0	168
17:00 - 17:14	2	136	27	0	23	1	0	0	0	0	0	0	0	189
17:15 - 17:29	0	136	23	0	24	0	0	0	0	0	0	0	0	183
17:30 - 17:44	2	138	18	0	16	0	0	0	0	0	0	0	0	174
17:45 - 17:59	0	123	18	1	18	0	0	0	0	0	0	0	0	160
18:00 - 18:14	0	121	13	0	13	0	0	0	0	0	0	0	0	147
18:15 - 18:29	1	90	19	0	17	0	0	1	0	0	0	0	0	128
18:30 - 18:44	0	107	16	1	14	1	0	0	0	0	0	0	0	139
18:45 - 18:59	0	76	13	0	14	0	0	0	0	0	0	0	0	103
19:00 - 19:14	0	91	11	0	17	0	0	0	0	0	0	0	0	119
19:15 - 19:29	0	84	9	0	6	0	0	0	0	0	0	0	0	99
19:30 - 19:44	0	81	11	0	8	0	0	0	0	0	0	0	0	100
19:45 - 19:59	0	71	7	0	16	0	0	0	0	0	0	0	0	94
20:00 - 20:14	0	67	12	0	16	0	0	0	0	0	0	0	0	95
20:15 - 20:29	0	82	17	0	6	0	0	0	0	0	0	0	0	105
20:30 - 20:44	0	50	10	0	5	0	0	0	0	0	0	0	0	65
20:45 - 20:59	0	59	7	0	6	0	0	0	0	0	0	0	0	72
21:00 - 21:14	0	69	7	1	8	0	0	0	0	0	0	0	0	85
21:15 - 21:29	0	37	6	0	1	0	0	0	0	0	0	0	0	44
21:30 - 21:44	1	54	9	0	7	0	0	0	0	0	0	0	0	71
21:45 - 21:59	0	34	4	0	4	0	0	0	0	0	0	0	0	42
22:00 - 22:14	0	41	3	0	1	0	0	0	0	0	0	0	0	45
22:15 - 22:29	0	21	3	0	3	0	0	0	0	0	0	0	0	27
22:30 - 22:44	0	34	7	0	2	0	0	1	0	0	0	0	0	44
22:45 - 22:59	0	21	1	0	3	0	0	0	0	0	0	0	0	25
23:00 - 23:14	0	23	4	0	1	0	0	0	0	0	0	0	0	28
23:15 - 23:29	0	20	2	0	1	0	0	0	0	0	0	0	0	23
23:30 - 23:44	0	16	4	0	1	0	0	0	0	0	0	0	0	21
23:45 - 23:59	0	12	3	0	1	0	0	0	0	0	0	0	0	16
00:00 - 00:14	0	10	2	0	0	0	0	0	0	0	0	0	0	12
00:15 - 00:29	0	14	3	0	0	0	0	0	0	0	0	1	0	18
00:30 - 00:44	0	21	1	0	1	0	0	0	0	0	0	0	0	23
00:45 - 00:59	0	13	2	0	1	0	0	0	0	0	0	0	0	16
01:00 - 01:14	0	21	0	0	0	0	0	0	0	0	0	0	0	21
01:15 - 01:29	0	9	2	0	0	0	0	0	0	0	0	0	0	11
01:30 - 01:44	0	11	1	0	0	0	0	0	0	0	0	0	0	12
01:45 - 01:59	0	4	1	0	0	0	0	0	0	0	0	0	0	5
Totals	19	5098	799	27	747	48	6	11	2	0	0	1	2	6760
Percent of Total	0.3	75.4	11.8	0.4	11.1	0.7	0.1	0.2	0.0	0.0	0.0	0.0	0.0	100
Percent of AM	0.2	71.4	12.5	0.8	12.8	1.6	0.2	0.4	0.1	0.0	0.0	0.1	0.1	100
Percent of PM	0.3	76.7	11.6	0.3	10.5	0.4	0.1	0.1	0.0	0.0	0.0	0.0	0.0	100

Daily Eastbound Classes Report

Study Date: Wednesday, 05/03/2023 / Thursday, 05/04/2023

Unit ID:

Location: Larsen Lane Location

Truck Summary:

Total Trucks: 844 % Trucks: 12.5 AM % Trucks: 15.9 PM % Trucks: 11.4

Classification Scheme: FHWA (ID: 1)

#1	Motorcycles - 2 Axles	#6	Single Unit Truck - 3 Axles	#11	Multi-Unit - 5 Axles or Less
#2	Passenger Cars - 2 Axles	#7	Single Unit - 4 Axles	#12	Multi-Unit - 6 Axles
#3	Pickup Trucks, Vans - 2 Axles	#8	Single Unit - 4 Axles or Less	#13	Multi-Unit - 7 Axles or More
#4	Buses	#9	Double Unit - 5 Axles		
#5	Single Unit - 2 Axles, 6 Tires	#10	Double Unit - 6 Axles or More		

Daily Westbound Classes Report

Study Date: Wednesday, 05/03/2023 / Thursday, 05/04/2023

Unit ID:

Location: Larsen Lane Location

	#1	#2	#3	#4	#5	#6	#7	#8	#9	#10	#11	#12	#13	Total
02:00 - 02:14	0	2	0	0	0	0	0	0	0	0	0	0	0	2
02:15 - 02:29	1	2	0	0	0	0	0	0	0	0	0	0	0	3
02:30 - 02:44	0	1	0	0	1	0	0	0	0	0	0	0	0	2
02:45 - 02:59	0	3	0	0	0	0	0	0	0	0	0	0	0	3
03:00 - 03:14	1	3	0	0	1	0	0	0	0	0	0	0	0	5
03:15 - 03:29	0	9	2	0	1	0	0	0	0	0	0	0	0	12
03:30 - 03:44	0	10	1	0	0	0	0	0	0	0	0	0	0	11
03:45 - 03:59	0	12	1	0	3	0	0	0	0	0	0	0	0	16
04:00 - 04:14	0	15	3	0	2	0	0	0	0	0	0	0	0	20
04:15 - 04:29	0	21	4	0	6	0	0	0	0	0	0	0	0	31
04:30 - 04:44	2	29	6	0	10	0	0	0	0	0	0	0	0	47
04:45 - 04:59	1	45	5	0	10	0	0	0	0	0	0	0	0	61
05:00 - 05:14	0	37	9	0	12	0	0	0	0	0	0	0	0	58
05:15 - 05:29	1	57	10	0	8	0	0	0	0	0	0	0	0	76
05:30 - 05:44	2	82	13	0	8	0	0	0	0	0	0	0	0	105
05:45 - 05:59	2	60	8	0	18	0	0	0	0	0	0	0	0	88
06:00 - 06:14	1	67	13	0	17	0	0	0	0	0	0	0	0	98
06:15 - 06:29	0	64	16	0	18	0	0	0	0	0	0	0	0	98
06:30 - 06:44	0	77	18	0	21	0	0	0	0	0	0	0	0	116
06:45 - 06:59	2	73	26	0	19	1	0	0	0	0	0	0	0	121
07:00 - 07:14	0	79	9	3	17	0	1	1	0	2	0	0	0	112
07:15 - 07:29	1	74	21	0	15	0	0	0	0	0	0	0	1	112
07:30 - 07:44	0	107	16	0	24	0	0	0	0	0	0	0	1	148
07:45 - 07:59	1	106	10	0	21	0	0	0	0	0	0	0	0	138
08:00 - 08:14	1	86	14	0	19	1	0	0	0	0	0	0	0	121
08:15 - 08:29	1	73	17	0	20	0	0	0	0	0	0	0	0	111
08:30 - 08:44	0	84	10	1	11	1	0	0	0	0	0	0	0	107
08:45 - 08:59	1	81	11	1	12	4	0	1	0	0	0	0	0	111
09:00 - 09:14	0	54	7	0	4	3	0	0	0	0	0	0	0	68
09:15 - 09:29	0	40	13	2	11	0	0	0	0	0	0	0	0	66
09:30 - 09:44	0	49	8	1	11	3	0	0	1	0	0	0	0	73
09:45 - 09:59	0	48	9	0	8	1	0	0	0	0	0	0	0	66
10:00 - 10:14	0	56	10	0	12	1	0	0	0	0	0	0	0	79
10:15 - 10:29	1	48	6	2	10	1	0	1	0	0	0	0	0	69
10:30 - 10:44	0	59	6	0	12	1	0	0	0	0	0	0	0	78
10:45 - 10:59	0	42	6	0	13	0	0	0	0	0	0	0	0	61
11:00 - 11:14	0	55	6	1	11	2	0	1	0	0	0	0	0	76
11:15 - 11:29	1	51	11	1	11	0	0	0	0	0	0	0	0	75
11:30 - 11:44	0	66	10	0	10	1	0	0	0	0	0	0	0	87
11:45 - 11:59	0	59	11	1	11	0	0	1	0	0	0	0	0	83
12:00 - 12:14	0	56	12	0	10	0	0	0	0	0	0	0	0	78
12:15 - 12:29	1	45	4	0	9	0	0	0	0	0	0	0	0	59
12:30 - 12:44	0	46	10	1	9	0	0	0	0	0	0	0	0	66
12:45 - 12:59	1	49	10	0	14	1	0	0	0	0	0	0	0	75
13:00 - 13:14	0	56	6	1	14	1	0	1	0	0	0	0	0	79
13:15 - 13:29	0	60	4	0	15	0	0	0	0	0	0	0	0	79
13:30 - 13:44	0	53	11	1	6	1	0	0	0	0	0	0	0	72
13:45 - 13:59	0	51	9	1	6	1	0	0	0	0	0	0	0	68
14:00 - 14:14	2	57	8	1	13	1	0	1	0	0	0	0	0	83
14:15 - 14:29	1	66	8	1	11	1	0	1	0	0	0	0	0	89
14:30 - 14:44	0	64	7	0	6	0	0	0	0	0	0	0	0	77
14:45 - 14:59	0	56	9	1	9	1	0	0	0	0	0	0	0	76

Daily Westbound Classes Report

Study Date: Wednesday, 05/03/2023 / Thursday, 05/04/2023

Unit ID:

Location: Larsen Lane Location

	#1	#2	#3	#4	#5	#6	#7	#8	#9	#10	#11	#12	#13	Total
15:00 - 15:14	0	69	8	0	11	1	0	0	0	0	0	0	0	89
15:15 - 15:29	1	65	7	0	10	0	0	0	0	0	0	0	0	83
15:30 - 15:44	2	81	6	1	15	0	0	1	0	0	0	0	0	106
15:45 - 15:59	1	82	7	0	14	1	0	0	0	0	0	0	0	105
16:00 - 16:14	0	64	13	0	14	0	0	1	0	0	0	0	0	92
16:15 - 16:29	1	86	11	0	17	0	0	0	0	0	0	0	0	115
16:30 - 16:44	0	63	4	0	17	0	0	0	0	0	0	0	0	84
16:45 - 16:59	0	60	6	0	7	0	0	1	0	0	0	0	0	74
17:00 - 17:14	0	51	9	0	7	0	0	0	0	0	0	0	0	67
17:15 - 17:29	1	52	8	1	11	0	0	0	0	0	0	0	0	73
17:30 - 17:44	0	44	7	0	11	1	0	0	0	0	0	0	0	63
17:45 - 17:59	0	54	11	1	12	0	0	1	0	0	0	0	0	79
18:00 - 18:14	0	47	9	0	10	3	0	0	0	0	0	0	0	69
18:15 - 18:29	0	43	9	0	10	0	0	0	0	0	0	0	0	62
18:30 - 18:44	0	60	3	1	7	0	1	0	0	0	0	0	0	72
18:45 - 18:59	0	50	1	1	10	1	0	0	1	0	0	0	0	64
19:00 - 19:14	0	38	6	0	7	0	0	0	0	0	0	0	0	51
19:15 - 19:29	1	40	2	0	3	0	0	0	0	0	0	0	0	46
19:30 - 19:44	0	51	4	1	7	0	0	0	0	0	0	0	0	63
19:45 - 19:59	0	25	8	0	4	0	0	0	0	0	0	0	0	37
20:00 - 20:14	1	40	4	0	1	0	0	0	0	0	0	0	0	46
20:15 - 20:29	1	27	7	0	5	0	0	1	0	0	0	0	0	41
20:30 - 20:44	0	30	4	0	4	0	1	0	0	0	0	0	0	39
20:45 - 20:59	0	25	4	0	3	0	0	0	0	0	0	0	0	32
21:00 - 21:14	0	28	2	0	7	0	0	0	0	0	0	0	0	37
21:15 - 21:29	0	20	2	0	6	0	0	0	0	0	0	0	0	28
21:30 - 21:44	0	16	4	0	0	0	0	0	0	0	0	0	0	20
21:45 - 21:59	0	17	0	0	2	0	0	0	0	0	0	0	0	19
22:00 - 22:14	0	16	1	0	2	0	0	0	0	0	0	0	0	19
22:15 - 22:29	0	15	1	0	2	0	0	0	0	0	0	0	0	18
22:30 - 22:44	1	14	0	0	1	0	0	0	0	0	0	0	0	16
22:45 - 22:59	0	10	2	0	0	0	0	0	0	0	0	0	0	12
23:00 - 23:14	0	8	2	1	2	1	0	0	0	0	0	0	0	14
23:15 - 23:29	0	4	0	0	0	0	0	0	0	0	0	0	0	4
23:30 - 23:44	0	4	0	0	0	0	0	0	0	0	0	0	0	4
23:45 - 23:59	0	2	1	0	0	1	0	0	0	0	0	0	0	4
00:00 - 00:14	0	4	0	0	0	0	0	0	0	0	0	0	0	4
00:15 - 00:29	0	5	1	0	1	0	0	0	0	0	0	0	0	7
00:30 - 00:44	0	2	0	0	0	0	0	0	0	0	0	0	0	2
00:45 - 00:59	0	3	1	0	0	0	0	0	0	0	0	0	0	4
01:00 - 01:14	0	1	1	0	1	0	0	0	0	0	0	0	0	3
01:15 - 01:29	0	1	0	0	0	0	0	0	0	0	0	0	0	1
01:30 - 01:44	0	2	2	0	0	0	0	0	0	0	0	0	0	4
01:45 - 01:59	0	4	0	0	0	0	0	0	0	0	0	0	0	4
Totals	35	4068	622	27	781	36	3	13	2	2	0	0	2	5591
Percent of Total	0.6	72.8	11.1	0.5	14.0	0.6	0.1	0.2	0.0	0.0	0.0	0.0	0.0	100
Percent of AM	0.7	70.6	12.3	0.5	14.8	0.7	0.0	0.2	0.0	0.1	0.0	0.0	0.1	100
Percent of PM	0.5	75.0	9.9	0.5	13.1	0.6	0.1	0.3	0.0	0.0	0.0	0.0	0.0	100

Daily Westbound Classes Report

Study Date: Wednesday, 05/03/2023 / Thursday, 05/04/2023

Unit ID:

Location: Larsen Lane Location

Truck Summary:

Total Trucks: 866 % Trucks: 15.5 AM % Trucks: 16.3 PM % Trucks: 14.6

Classification Scheme: FHWA (ID: 1)

#1	Motorcycles - 2 Axles	#6	Single Unit Truck - 3 Axles	#11	Multi-Unit - 5 Axles or Less
#2	Passenger Cars - 2 Axles	#7	Single Unit - 4 Axles	#12	Multi-Unit - 6 Axles
#3	Pickup Trucks, Vans - 2 Axles	#8	Single Unit - 4 Axles or Less	#13	Multi-Unit - 7 Axles or More
#4	Buses	#9	Double Unit - 5 Axles		
#5	Single Unit - 2 Axles, 6 Tires	#10	Double Unit - 6 Axles or More		

Daily Total Classes Report

Study Date: Wednesday, 05/03/2023 / Thursday, 05/04/2023

Unit ID:

Location: Larsen Lane Location

	#1	#2	#3	#4	#5	#6	#7	#8	#9	#10	#11	#12	#13	Total
02:00 - 02:14	0	3	1	0	0	0	0	0	0	0	0	0	0	4
02:15 - 02:29	1	10	1	0	1	0	0	0	0	0	0	0	0	13
02:30 - 02:44	0	5	1	0	2	0	0	0	0	0	0	0	0	8
02:45 - 02:59	0	6	0	0	0	0	0	0	0	0	0	0	0	6
03:00 - 03:14	1	7	0	0	1	0	0	0	0	0	0	0	0	9
03:15 - 03:29	0	11	2	0	1	0	0	0	0	0	0	0	0	14
03:30 - 03:44	0	14	1	0	1	0	0	0	0	0	0	0	0	16
03:45 - 03:59	0	16	2	0	3	0	0	0	0	0	0	0	0	21
04:00 - 04:14	0	20	4	0	2	0	0	0	0	0	0	0	0	26
04:15 - 04:29	0	26	5	0	6	0	0	0	0	0	0	0	0	37
04:30 - 04:44	2	31	6	0	10	0	0	0	0	0	0	0	0	49
04:45 - 04:59	1	48	8	1	10	0	0	0	0	0	0	0	0	68
05:00 - 05:14	0	46	10	0	12	0	0	0	0	0	0	0	0	68
05:15 - 05:29	1	70	14	0	8	0	0	0	0	0	0	0	0	93
05:30 - 05:44	2	96	17	0	10	0	0	0	0	0	0	0	0	125
05:45 - 05:59	2	75	10	0	21	0	0	0	0	0	0	0	0	108
06:00 - 06:14	1	92	17	0	17	0	0	0	0	0	0	0	0	127
06:15 - 06:29	0	86	17	0	24	0	0	0	0	0	0	0	0	127
06:30 - 06:44	0	92	23	1	24	0	0	0	0	0	0	0	0	140
06:45 - 06:59	2	94	30	0	25	2	0	0	0	0	0	0	1	154
07:00 - 07:14	0	107	14	5	25	1	1	1	0	2	0	0	0	156
07:15 - 07:29	1	105	29	2	22	0	0	0	0	0	0	0	1	160
07:30 - 07:44	0	140	19	0	32	2	1	0	0	0	0	0	1	195
07:45 - 07:59	1	150	16	1	29	1	0	0	0	0	0	0	0	198
08:00 - 08:14	1	132	25	1	27	1	0	1	0	0	0	0	0	188
08:15 - 08:29	3	116	27	0	30	5	0	0	0	0	0	0	0	181
08:30 - 08:44	0	129	17	2	17	3	1	0	0	0	0	0	0	169
08:45 - 08:59	1	115	26	1	15	5	0	2	0	0	0	0	0	165
09:00 - 09:14	0	93	15	0	13	5	0	0	0	0	0	0	0	126
09:15 - 09:29	0	74	24	3	20	1	0	0	0	0	0	0	0	122
09:30 - 09:44	0	81	14	1	21	5	0	0	1	0	0	0	0	123
09:45 - 09:59	0	97	21	1	23	1	0	0	0	0	0	0	0	143
10:00 - 10:14	0	109	16	0	21	1	0	1	1	0	0	0	0	149
10:15 - 10:29	1	85	12	2	18	2	0	1	0	0	0	0	0	121
10:30 - 10:44	0	95	17	1	23	2	0	1	0	0	0	0	0	139
10:45 - 10:59	0	90	9	0	24	1	0	1	0	0	0	0	0	125
11:00 - 11:14	0	112	11	1	20	2	0	1	0	0	0	0	0	147
11:15 - 11:29	2	120	23	1	25	5	0	0	0	0	0	0	0	176
11:30 - 11:44	0	124	17	0	20	1	0	1	0	0	0	0	0	163
11:45 - 11:59	0	136	19	2	23	1	1	1	0	0	0	0	0	183
12:00 - 12:14	0	124	20	0	21	3	0	0	0	0	0	0	0	168
12:15 - 12:29	1	133	17	0	24	0	0	0	0	0	0	0	0	175
12:30 - 12:44	1	118	26	2	27	2	0	0	0	0	0	0	0	176
12:45 - 12:59	1	131	20	0	28	1	0	0	0	0	0	0	0	181
13:00 - 13:14	2	128	14	2	31	3	0	1	0	0	0	0	0	181
13:15 - 13:29	0	120	9	2	25	2	0	0	0	0	0	0	0	158
13:30 - 13:44	0	150	29	1	19	2	0	0	0	0	0	0	0	201
13:45 - 13:59	0	139	27	4	18	2	0	1	0	0	0	0	1	192
14:00 - 14:14	2	139	24	1	23	2	0	2	0	0	0	0	0	193
14:15 - 14:29	2	156	22	1	24	2	0	1	0	0	0	0	0	208
14:30 - 14:44	0	169	24	0	15	1	0	0	0	0	0	0	0	209
14:45 - 14:59	1	168	24	2	18	2	0	0	0	0	0	0	0	215

Daily Total Classes Report

Study Date: Wednesday, 05/03/2023 / Thursday, 05/04/2023

Unit ID:

Location: Larsen Lane Location

	#1	#2	#3	#4	#5	#6	#7	#8	#9	#10	#11	#12	#13	Total
15:00 - 15:14	0	191	18	1	23	1	1	0	0	0	0	0	0	235
15:15 - 15:29	2	196	23	2	25	1	0	0	0	0	0	0	0	249
15:30 - 15:44	2	225	27	1	28	2	0	2	0	0	0	0	0	287
15:45 - 15:59	1	211	29	0	28	1	0	0	0	0	0	0	0	270
16:00 - 16:14	2	176	25	0	37	0	0	1	0	0	0	0	0	241
16:15 - 16:29	2	193	34	0	34	1	2	0	0	0	0	0	0	266
16:30 - 16:44	0	210	28	0	34	0	0	0	1	0	0	0	0	273
16:45 - 16:59	1	181	29	0	30	0	0	1	0	0	0	0	0	242
17:00 - 17:14	2	187	36	0	30	1	0	0	0	0	0	0	0	256
17:15 - 17:29	1	188	31	1	35	0	0	0	0	0	0	0	0	256
17:30 - 17:44	2	182	25	0	27	1	0	0	0	0	0	0	0	237
17:45 - 17:59	0	177	29	2	30	0	0	1	0	0	0	0	0	239
18:00 - 18:14	0	168	22	0	23	3	0	0	0	0	0	0	0	216
18:15 - 18:29	1	133	28	0	27	0	0	1	0	0	0	0	0	190
18:30 - 18:44	0	167	19	2	21	1	1	0	0	0	0	0	0	211
18:45 - 18:59	0	126	14	1	24	1	0	0	1	0	0	0	0	167
19:00 - 19:14	0	129	17	0	24	0	0	0	0	0	0	0	0	170
19:15 - 19:29	1	124	11	0	9	0	0	0	0	0	0	0	0	145
19:30 - 19:44	0	132	15	1	15	0	0	0	0	0	0	0	0	163
19:45 - 19:59	0	96	15	0	20	0	0	0	0	0	0	0	0	131
20:00 - 20:14	1	107	16	0	17	0	0	0	0	0	0	0	0	141
20:15 - 20:29	1	109	24	0	11	0	0	1	0	0	0	0	0	146
20:30 - 20:44	0	80	14	0	9	0	1	0	0	0	0	0	0	104
20:45 - 20:59	0	84	11	0	9	0	0	0	0	0	0	0	0	104
21:00 - 21:14	0	97	9	1	15	0	0	0	0	0	0	0	0	122
21:15 - 21:29	0	57	8	0	7	0	0	0	0	0	0	0	0	72
21:30 - 21:44	1	70	13	0	7	0	0	0	0	0	0	0	0	91
21:45 - 21:59	0	51	4	0	6	0	0	0	0	0	0	0	0	61
22:00 - 22:14	0	57	4	0	3	0	0	0	0	0	0	0	0	64
22:15 - 22:29	0	36	4	0	5	0	0	0	0	0	0	0	0	45
22:30 - 22:44	1	48	7	0	3	0	0	1	0	0	0	0	0	60
22:45 - 22:59	0	31	3	0	3	0	0	0	0	0	0	0	0	37
23:00 - 23:14	0	31	6	1	3	1	0	0	0	0	0	0	0	42
23:15 - 23:29	0	24	2	0	1	0	0	0	0	0	0	0	0	27
23:30 - 23:44	0	20	4	0	1	0	0	0	0	0	0	0	0	25
23:45 - 23:59	0	14	4	0	1	1	0	0	0	0	0	0	0	20
00:00 - 00:14	0	14	2	0	0	0	0	0	0	0	0	0	0	16
00:15 - 00:29	0	19	4	0	1	0	0	0	0	0	0	1	0	25
00:30 - 00:44	0	23	1	0	1	0	0	0	0	0	0	0	0	25
00:45 - 00:59	0	16	3	0	1	0	0	0	0	0	0	0	0	20
01:00 - 01:14	0	22	1	0	1	0	0	0	0	0	0	0	0	24
01:15 - 01:29	0	10	2	0	0	0	0	0	0	0	0	0	0	12
01:30 - 01:44	0	13	3	0	0	0	0	0	0	0	0	0	0	16
01:45 - 01:59	0	8	1	0	0	0	0	0	0	0	0	0	0	9
Totals	54	9166	1421	54	1528	84	9	24	4	2	0	1	4	12351
Percent of Total	0.4	74.2	11.5	0.4	12.4	0.7	0.1	0.2	0.0	0.0	0.0	0.0	0.0	100
Percent of AM	0.5	70.9	12.4	0.6	14.0	1.0	0.1	0.2	0.0	0.0	0.0	0.0	0.1	100
Percent of PM	0.4	76.1	11.0	0.4	11.4	0.5	0.1	0.2	0.0	0.0	0.0	0.0	0.0	100

Daily Total Classes Report

Study Date: Wednesday, 05/03/2023 / Thursday, 05/04/2023

Unit ID:

Location: Larsen Lane Location

Truck Summary:

Total Trucks: 1710 % Trucks: 13.8 AM % Trucks: 16.2 PM % Trucks: 12.5

Classification Scheme: FHWA (ID: 1)

#1	Motorcycles - 2 Axles	#6	Single Unit Truck - 3 Axles	#11	Multi-Unit - 5 Axles or Less
#2	Passenger Cars - 2 Axles	#7	Single Unit - 4 Axles	#12	Multi-Unit - 6 Axles
#3	Pickup Trucks, Vans - 2 Axles	#8	Single Unit - 4 Axles or Less	#13	Multi-Unit - 7 Axles or More
#4	Buses	#9	Double Unit - 5 Axles		
#5	Single Unit - 2 Axles, 6 Tires	#10	Double Unit - 6 Axles or More		

Daily Eastbound Speeds (MPH)

Study Date: Wednesday, 05/03/2023 / Thursday, 05/04/2023

Unit ID:

Location: Larsen Lane Location

Posted Speed: 35

	5-14	15-19	20-24	25-29	30-34	35-39	40-44	45-49	50-54	55-59	60-64	65-69	70-74	75-79	80-99	Total
02:00 - 02:14	0	0	0	0	1	1	0	0	0	0	0	0	0	0	0	2
02:15 - 02:29	0	0	0	1	6	1	2	0	0	0	0	0	0	0	0	10
02:30 - 02:44	0	0	0	0	2	3	1	0	0	0	0	0	0	0	0	6
02:45 - 02:59	0	0	0	0	1	2	0	0	0	0	0	0	0	0	0	3
03:00 - 03:14	0	0	0	0	4	0	0	0	0	0	0	0	0	0	0	4
03:15 - 03:29	0	0	0	2	0	0	0	0	0	0	0	0	0	0	0	2
03:30 - 03:44	0	0	0	0	2	3	0	0	0	0	0	0	0	0	0	5
03:45 - 03:59	0	0	0	0	2	2	1	0	0	0	0	0	0	0	0	5
04:00 - 04:14	0	0	0	0	3	3	0	0	0	0	0	0	0	0	0	6
04:15 - 04:29	0	0	0	0	3	1	2	0	0	0	0	0	0	0	0	6
04:30 - 04:44	0	0	0	0	0	2	0	0	0	0	0	0	0	0	0	2
04:45 - 04:59	0	0	0	1	6	0	0	0	0	0	0	0	0	0	0	7
05:00 - 05:14	0	0	0	0	3	4	3	0	0	0	0	0	0	0	0	10
05:15 - 05:29	0	0	0	0	5	10	2	0	0	0	0	0	0	0	0	17
05:30 - 05:44	0	0	0	0	6	14	0	0	0	0	0	0	0	0	0	20
05:45 - 05:59	0	0	0	1	4	8	6	0	1	0	0	0	0	0	0	20
06:00 - 06:14	0	0	0	0	11	14	4	0	0	0	0	0	0	0	0	29
06:15 - 06:29	0	0	0	1	8	17	3	0	0	0	0	0	0	0	0	29
06:30 - 06:44	0	1	0	2	8	10	3	0	0	0	0	0	0	0	0	24
06:45 - 06:59	0	0	0	7	6	17	3	0	0	0	0	0	0	0	0	33
07:00 - 07:14	0	0	0	0	14	24	6	0	0	0	0	0	0	0	0	44
07:15 - 07:29	0	0	0	7	17	20	4	0	0	0	0	0	0	0	0	48
07:30 - 07:44	0	0	0	4	15	17	10	1	0	0	0	0	0	0	0	47
07:45 - 07:59	0	0	0	1	17	33	9	0	0	0	0	0	0	0	0	60
08:00 - 08:14	0	0	2	11	20	30	3	0	0	1	0	0	0	0	0	67
08:15 - 08:29	0	0	2	3	28	27	9	1	0	0	0	0	0	0	0	70
08:30 - 08:44	0	0	0	2	22	32	6	0	0	0	0	0	0	0	0	62
08:45 - 08:59	0	0	0	1	21	21	10	1	0	0	0	0	0	0	0	54
09:00 - 09:14	0	0	0	0	22	30	5	0	1	0	0	0	0	0	0	58
09:15 - 09:29	0	0	0	1	21	28	5	1	0	0	0	0	0	0	0	56
09:30 - 09:44	0	0	0	4	12	22	11	0	1	0	0	0	0	0	0	50
09:45 - 09:59	0	0	0	12	27	29	8	1	0	0	0	0	0	0	0	77
10:00 - 10:14	0	0	0	7	24	30	9	0	0	0	0	0	0	0	0	70
10:15 - 10:29	0	0	0	5	14	18	14	1	0	0	0	0	0	0	0	52
10:30 - 10:44	0	0	0	0	17	38	5	1	0	0	0	0	0	0	0	61
10:45 - 10:59	0	0	0	4	34	22	2	2	0	0	0	0	0	0	0	64
11:00 - 11:14	0	0	0	3	34	27	4	3	0	0	0	0	0	0	0	71
11:15 - 11:29	0	0	5	24	41	29	1	0	0	0	0	0	0	0	0	100
11:30 - 11:44	0	0	0	8	41	23	4	0	0	0	0	0	0	0	0	76
11:45 - 11:59	0	0	0	4	37	51	7	1	0	0	0	0	0	0	0	100
12:00 - 12:14	0	0	0	8	40	31	7	3	1	0	0	0	0	0	0	90
12:15 - 12:29	4	2	5	18	32	45	10	0	0	0	0	0	0	0	0	116
12:30 - 12:44	0	0	4	6	47	43	10	0	0	0	0	0	0	0	0	110
12:45 - 12:59	0	0	0	9	36	48	10	3	0	0	0	0	0	0	0	106
13:00 - 13:14	0	0	0	6	43	49	3	1	0	0	0	0	0	0	0	102
13:15 - 13:29	0	0	1	1	31	39	5	1	0	0	0	0	0	0	1	79
13:30 - 13:44	0	0	0	14	71	42	0	2	0	0	0	0	0	0	0	129
13:45 - 13:59	0	0	0	4	62	50	6	1	0	0	0	0	0	0	1	124
14:00 - 14:14	0	0	4	13	52	35	5	1	0	0	0	0	0	0	0	110
14:15 - 14:29	0	1	1	13	46	51	6	1	0	0	0	0	0	0	0	119
14:30 - 14:44	0	0	3	20	63	44	2	0	0	0	0	0	0	0	0	132

Daily Eastbound Speeds (MPH)

Study Date: Wednesday, 05/03/2023 / Thursday, 05/04/2023

Unit ID:

Location: Larsen Lane Location

Posted Speed: 35

	5-14	15-19	20-24	25-29	30-34	35-39	40-44	45-49	50-54	55-59	60-64	65-69	70-74	75-79	80-99	Total
14:45 - 14:59	0	0	0	9	83	44	3	0	0	0	0	0	0	0	0	139
15:00 - 15:14	0	0	2	21	65	54	4	0	0	0	0	0	0	0	0	146
15:15 - 15:29	0	0	0	27	92	41	6	0	0	0	0	0	0	0	0	166
15:30 - 15:44	3	3	21	44	68	39	3	0	0	0	0	0	0	0	0	181
15:45 - 15:59	0	0	2	26	81	49	5	2	0	0	0	0	0	0	0	165
16:00 - 16:14	1	2	10	28	64	40	4	0	0	0	0	0	0	0	0	149
16:15 - 16:29	2	2	3	26	61	46	9	2	0	0	0	0	0	0	0	151
16:30 - 16:44	1	5	12	30	93	43	4	1	0	0	0	0	0	0	0	189
16:45 - 16:59	0	0	1	21	82	53	10	1	0	0	0	0	0	0	0	168
17:00 - 17:14	1	2	11	36	80	52	6	0	0	0	0	0	0	0	0	188
17:15 - 17:29	0	0	3	20	90	63	5	1	0	1	0	0	0	0	0	183
17:30 - 17:44	0	0	6	26	86	50	6	0	0	0	0	0	0	0	0	174
17:45 - 17:59	0	0	12	30	59	51	7	0	0	0	0	0	0	0	1	160
18:00 - 18:14	0	0	4	24	55	55	8	0	1	0	0	0	0	0	0	147
18:15 - 18:29	0	0	3	17	56	43	7	1	1	0	0	0	0	0	0	128
18:30 - 18:44	0	0	1	34	70	31	3	0	0	0	0	0	0	0	0	139
18:45 - 18:59	0	0	1	6	49	35	12	0	0	0	0	0	0	0	0	103
19:00 - 19:14	0	3	4	15	63	33	1	0	0	0	0	0	0	0	0	119
19:15 - 19:29	0	0	0	8	49	39	3	0	0	0	0	0	0	0	0	99
19:30 - 19:44	0	0	1	4	35	56	4	0	0	0	0	0	0	0	0	100
19:45 - 19:59	0	0	0	0	41	44	9	0	0	0	0	0	0	0	0	94
20:00 - 20:14	0	0	0	7	39	44	5	0	0	0	0	0	0	0	0	95
20:15 - 20:29	0	0	0	4	57	39	5	0	0	0	0	0	0	0	0	105
20:30 - 20:44	0	0	0	4	33	23	4	1	0	0	0	0	0	0	0	65
20:45 - 20:59	0	0	0	5	38	27	2	0	0	0	0	0	0	0	0	72
21:00 - 21:14	0	0	0	7	45	29	4	0	0	0	0	0	0	0	0	85
21:15 - 21:29	0	0	0	3	18	18	4	0	0	1	0	0	0	0	0	44
21:30 - 21:44	0	0	0	5	39	24	3	0	0	0	0	0	0	0	0	71
21:45 - 21:59	0	0	0	2	20	19	1	0	0	0	0	0	0	0	0	42
22:00 - 22:14	0	0	0	3	25	15	2	0	0	0	0	0	0	0	0	45
22:15 - 22:29	0	0	0	4	16	7	0	0	0	0	0	0	0	0	0	27
22:30 - 22:44	0	0	0	3	22	15	4	0	0	0	0	0	0	0	0	44
22:45 - 22:59	0	0	0	3	11	9	2	0	0	0	0	0	0	0	0	25
23:00 - 23:14	0	0	0	1	13	12	2	0	0	0	0	0	0	0	0	28
23:15 - 23:29	0	0	0	1	11	10	1	0	0	0	0	0	0	0	0	23
23:30 - 23:44	0	0	0	2	10	9	0	0	0	0	0	0	0	0	0	21
23:45 - 23:59	0	0	0	0	7	8	1	0	0	0	0	0	0	0	0	16
00:00 - 00:14	0	0	0	2	7	2	1	0	0	0	0	0	0	0	0	12
00:15 - 00:29	0	0	0	1	11	4	1	1	0	0	0	0	0	0	0	18
00:30 - 00:44	0	0	0	0	8	12	3	0	0	0	0	0	0	0	0	23
00:45 - 00:59	0	0	1	1	8	3	3	0	0	0	0	0	0	0	0	16
01:00 - 01:14	0	0	0	0	13	7	1	0	0	0	0	0	0	0	0	21
01:15 - 01:29	0	0	0	2	4	3	1	0	1	0	0	0	0	0	0	11
01:30 - 01:44	0	0	0	2	4	6	0	0	0	0	0	0	0	0	0	12
01:45 - 01:59	0	0	0	0	2	2	1	0	0	0	0	0	0	0	0	5
Totals	12	21	125	742	2965	2448	396	36	7	3	0	0	0	0	3	6758
Percent of Total	0.2	0.3	1.8	11.0	43.9	36.2	5.9	0.5	0.1	0.0	0.0	0.0	0.0	0.0	0.0	100
Percent of AM	0.0	0.1	0.6	7.5	37.4	42.7	10.5	0.9	0.2	0.1	0.0	0.0	0.0	0.0	0.0	100
Percent of PM	0.2	0.4	2.2	12.1	45.9	34.1	4.4	0.4	0.1	0.0	0.0	0.0	0.0	0.0	0.1	100

Daily Eastbound Speeds (MPH)

Study Date: Wednesday, 05/03/2023 / Thursday, 05/04/2023

Unit ID:

Location: Larsen Lane Location

Posted Speed: 35

Standard Deviation:	4.9 MPH	Ten Mile Pace:	30 to 39 MPH	85th Percentile:	38.8 MPH
Mean Speed:	34.2 MPH	Percent in Ten Mile Pace:	80.1%	15th Percentile:	30.2 MPH
Median Speed:	34.2 MPH			90th Percentile:	39.5 MPH
Modal Speed:	32.5 MPH			95th Percentile:	41.3 MPH

Daily Westbound Speeds (MPH)

Study Date: Wednesday, 05/03/2023 / Thursday, 05/04/2023

Unit ID:

Location: Larsen Lane Location

Posted Speed: 35

	5-14	15-19	20-24	25-29	30-34	35-39	40-44	45-49	50-54	55-59	60-64	65-69	70-74	75-79	80-99	Total
02:00 - 02:14	0	0	0	0	0	2	0	0	0	0	0	0	0	0	0	2
02:15 - 02:29	0	0	0	0	1	2	0	0	0	0	0	0	0	0	0	3
02:30 - 02:44	0	0	0	0	2	0	0	0	0	0	0	0	0	0	0	2
02:45 - 02:59	0	0	0	0	0	2	1	0	0	0	0	0	0	0	0	3
03:00 - 03:14	0	0	0	0	3	2	0	0	0	0	0	0	0	0	0	5
03:15 - 03:29	0	0	0	2	3	4	2	1	0	0	0	0	0	0	0	12
03:30 - 03:44	0	0	0	0	6	3	2	0	0	0	0	0	0	0	0	11
03:45 - 03:59	0	0	0	0	3	8	5	0	0	0	0	0	0	0	0	16
04:00 - 04:14	0	0	0	1	6	11	2	0	0	0	0	0	0	0	0	20
04:15 - 04:29	0	0	0	0	7	17	4	2	0	1	0	0	0	0	0	31
04:30 - 04:44	0	0	0	0	8	29	9	1	0	0	0	0	0	0	0	47
04:45 - 04:59	0	0	0	0	11	34	14	2	0	0	0	0	0	0	0	61
05:00 - 05:14	0	0	0	0	5	27	21	5	0	0	0	0	0	0	0	58
05:15 - 05:29	0	0	0	0	11	41	21	3	0	0	0	0	0	0	0	76
05:30 - 05:44	0	0	0	0	17	58	26	3	1	0	0	0	0	0	0	105
05:45 - 05:59	0	0	0	0	7	52	23	6	0	0	0	0	0	0	0	88
06:00 - 06:14	0	0	0	0	11	48	34	5	0	0	0	0	0	0	0	98
06:15 - 06:29	0	0	0	1	12	52	28	4	1	0	0	0	0	0	0	98
06:30 - 06:44	1	0	0	1	16	67	31	0	0	0	0	0	0	0	0	116
06:45 - 06:59	0	0	0	1	9	60	49	2	0	0	0	0	0	0	0	121
07:00 - 07:14	0	0	0	6	12	56	34	3	1	0	0	0	0	0	0	112
07:15 - 07:29	0	0	0	3	12	64	27	6	0	0	0	0	0	0	0	112
07:30 - 07:44	0	0	0	4	18	78	42	6	0	0	0	0	0	0	0	148
07:45 - 07:59	0	0	0	1	14	84	37	2	0	0	0	0	0	0	0	138
08:00 - 08:14	0	0	0	0	12	64	41	3	0	1	0	0	0	0	0	121
08:15 - 08:29	0	0	0	0	8	56	36	10	0	0	0	0	0	1	0	111
08:30 - 08:44	0	0	0	0	16	55	29	7	0	0	0	0	0	0	0	107
08:45 - 08:59	0	0	0	0	22	52	30	6	0	0	0	0	0	0	1	111
09:00 - 09:14	0	1	0	1	12	42	11	1	0	0	0	0	0	0	0	68
09:15 - 09:29	0	0	0	2	5	31	23	3	0	0	0	0	0	1	1	66
09:30 - 09:44	0	0	0	0	13	35	24	1	0	0	0	0	0	0	0	73
09:45 - 09:59	0	0	0	1	9	29	25	2	0	0	0	0	0	0	0	66
10:00 - 10:14	0	0	0	0	7	38	29	5	0	0	0	0	0	0	0	79
10:15 - 10:29	0	0	0	0	11	39	16	3	0	0	0	0	0	0	0	69
10:30 - 10:44	0	0	0	1	12	39	20	4	2	0	0	0	0	0	0	78
10:45 - 10:59	0	0	0	2	5	39	12	2	1	0	0	0	0	0	0	61
11:00 - 11:14	0	0	0	1	10	38	25	2	0	0	0	0	0	0	0	76
11:15 - 11:29	1	0	0	0	22	32	15	4	0	1	0	0	0	0	0	75
11:30 - 11:44	0	0	0	1	16	46	17	6	0	0	1	0	0	0	0	87
11:45 - 11:59	0	0	0	1	16	33	32	1	0	0	0	0	0	0	0	83
12:00 - 12:14	0	0	0	0	5	45	25	3	0	0	0	0	0	0	0	78
12:15 - 12:29	0	0	0	0	4	30	22	3	0	0	0	0	0	0	0	59
12:30 - 12:44	0	0	0	1	6	35	22	1	1	0	0	0	0	0	0	66
12:45 - 12:59	0	0	0	1	9	34	29	1	0	1	0	0	0	0	0	75
13:00 - 13:14	0	0	0	0	9	39	25	4	0	1	0	0	0	1	0	79
13:15 - 13:29	0	0	0	1	8	50	18	2	0	0	0	0	0	0	0	79
13:30 - 13:44	0	0	0	2	8	31	26	4	0	0	1	0	0	0	0	72
13:45 - 13:59	0	0	0	0	8	31	27	2	0	0	0	0	0	0	0	68
14:00 - 14:14	0	0	0	3	16	33	28	2	1	0	0	0	0	0	0	83
14:15 - 14:29	0	0	0	1	11	54	22	1	0	0	0	0	0	0	0	89
14:30 - 14:44	0	0	0	2	10	35	24	4	1	0	1	0	0	0	0	77

Daily Westbound Speeds (MPH)

Study Date: Wednesday, 05/03/2023 / Thursday, 05/04/2023

Unit ID:

Location: Larsen Lane Location

Posted Speed: 35

	5-14	15-19	20-24	25-29	30-34	35-39	40-44	45-49	50-54	55-59	60-64	65-69	70-74	75-79	80-99	Total
14:45 - 14:59	0	0	0	0	13	35	23	3	0	1	0	0	1	0	0	76
15:00 - 15:14	0	0	0	4	7	45	30	1	1	0	0	0	0	0	1	89
15:15 - 15:29	0	0	0	0	15	41	25	1	1	0	0	0	0	0	0	83
15:30 - 15:44	0	0	0	0	12	65	25	4	0	0	0	0	0	0	0	106
15:45 - 15:59	0	0	0	0	12	50	37	5	0	0	0	0	0	0	0	104
16:00 - 16:14	0	0	0	1	13	51	26	1	0	0	0	0	0	0	0	92
16:15 - 16:29	0	0	1	0	14	68	26	5	0	0	0	0	0	0	1	115
16:30 - 16:44	0	0	0	1	9	42	25	6	1	0	0	0	0	0	0	84
16:45 - 16:59	0	0	0	0	7	37	25	3	1	0	0	1	0	0	0	74
17:00 - 17:14	0	0	0	0	4	32	30	1	0	0	0	0	0	0	0	67
17:15 - 17:29	0	0	0	0	11	35	23	3	0	0	0	0	0	0	1	73
17:30 - 17:44	0	0	0	0	8	28	22	5	0	0	0	0	0	0	0	63
17:45 - 17:59	0	0	0	0	10	43	25	1	0	0	0	0	0	0	0	79
18:00 - 18:14	1	0	0	0	10	31	26	1	0	0	0	0	0	0	0	69
18:15 - 18:29	0	0	0	0	9	29	18	6	0	0	0	0	0	0	0	62
18:30 - 18:44	0	0	0	0	14	35	20	2	1	0	0	0	0	0	0	72
18:45 - 18:59	0	0	0	0	10	33	19	1	1	0	0	0	0	0	0	64
19:00 - 19:14	0	0	0	0	5	24	20	2	0	0	0	0	0	0	0	51
19:15 - 19:29	0	0	0	0	5	26	13	2	0	0	0	0	0	0	0	46
19:30 - 19:44	0	0	0	1	13	36	12	0	0	0	0	0	0	0	1	63
19:45 - 19:59	0	0	0	0	14	18	5	0	0	0	0	0	0	0	0	37
20:00 - 20:14	0	0	0	0	17	12	12	2	2	1	0	0	0	0	0	46
20:15 - 20:29	0	0	0	1	7	26	5	2	0	0	0	0	0	0	0	41
20:30 - 20:44	0	0	0	0	7	22	8	1	0	0	0	0	0	0	0	38
20:45 - 20:59	0	0	0	0	9	23	0	0	0	0	0	0	0	0	0	32
21:00 - 21:14	0	0	0	1	11	18	6	1	0	0	0	0	0	0	0	37
21:15 - 21:29	0	0	0	0	6	17	4	1	0	0	0	0	0	0	0	28
21:30 - 21:44	0	0	0	0	7	8	3	2	0	0	0	0	0	0	0	20
21:45 - 21:59	0	1	0	1	3	10	4	0	0	0	0	0	0	0	0	19
22:00 - 22:14	0	0	0	0	10	5	3	1	0	0	0	0	0	0	0	19
22:15 - 22:29	0	0	0	1	7	9	0	1	0	0	0	0	0	0	0	18
22:30 - 22:44	0	0	0	0	4	9	3	0	0	0	0	0	0	0	0	16
22:45 - 22:59	0	0	0	0	3	6	3	0	0	0	0	0	0	0	0	12
23:00 - 23:14	0	0	0	0	5	5	4	0	0	0	0	0	0	0	0	14
23:15 - 23:29	0	0	0	0	0	2	2	0	0	0	0	0	0	0	0	4
23:30 - 23:44	0	0	0	0	0	4	0	0	0	0	0	0	0	0	0	4
23:45 - 23:59	1	0	0	0	2	0	1	0	0	0	0	0	0	0	0	4
00:00 - 00:14	0	0	0	1	1	2	0	0	0	0	0	0	0	0	0	4
00:15 - 00:29	0	0	0	1	3	3	0	0	0	0	0	0	0	0	0	7
00:30 - 00:44	0	0	0	0	0	1	1	0	0	0	0	0	0	0	0	2
00:45 - 00:59	0	0	1	0	2	0	1	0	0	0	0	0	0	0	0	4
01:00 - 01:14	0	0	0	0	2	1	0	0	0	0	0	0	0	0	0	3
01:15 - 01:29	0	0	0	0	0	1	0	0	0	0	0	0	0	0	0	1
01:30 - 01:44	0	0	0	0	3	0	1	0	0	0	0	0	0	0	0	4
01:45 - 01:59	0	0	0	0	2	2	0	0	0	0	0	0	0	0	0	4
Totals	4	2	2	54	810	2876	1601	202	17	7	3	1	1	3	6	5589
Percent of Total	0.1	0.0	0.0	1.0	14.5	51.5	28.6	3.6	0.3	0.1	0.1	0.0	0.0	0.1	0.1	100
Percent of AM	0.1	0.0	0.0	1.1	14.2	52.0	28.1	3.9	0.2	0.1	0.0	0.0	0.0	0.1	0.1	100
Percent of PM	0.1	0.0	0.0	0.8	14.8	50.9	29.2	3.3	0.4	0.1	0.1	0.0	0.0	0.0	0.1	100

Daily Westbound Speeds (MPH)

Study Date: Wednesday, 05/03/2023 / Thursday, 05/04/2023

Unit ID:

Location: Larsen Lane Location

Posted Speed: 35

Standard Deviation:	4.8 MPH	Ten Mile Pace:	35 to 44 MPH	85th Percentile:	43.1 MPH
Mean Speed:	38.6 MPH	Percent in Ten Mile Pace:	80.1%	15th Percentile:	34.8 MPH
Median Speed:	38.3 MPH			90th Percentile:	44.0 MPH
Modal Speed:	37.5 MPH			95th Percentile:	44.9 MPH

Daily Total Speeds (MPH)

Study Date: Wednesday, 05/03/2023 / Thursday, 05/04/2023

Unit ID:

Location: Larsen Lane Location

Posted Speed: 35

	5-14	15-19	20-24	25-29	30-34	35-39	40-44	45-49	50-54	55-59	60-64	65-69	70-74	75-79	80-99	Total
02:00 - 02:14	0	0	0	0	1	3	0	0	0	0	0	0	0	0	0	4
02:15 - 02:29	0	0	0	1	7	3	2	0	0	0	0	0	0	0	0	13
02:30 - 02:44	0	0	0	0	4	3	1	0	0	0	0	0	0	0	0	8
02:45 - 02:59	0	0	0	0	1	4	1	0	0	0	0	0	0	0	0	6
03:00 - 03:14	0	0	0	0	7	2	0	0	0	0	0	0	0	0	0	9
03:15 - 03:29	0	0	0	4	3	4	2	1	0	0	0	0	0	0	0	14
03:30 - 03:44	0	0	0	0	8	6	2	0	0	0	0	0	0	0	0	16
03:45 - 03:59	0	0	0	0	5	10	6	0	0	0	0	0	0	0	0	21
04:00 - 04:14	0	0	0	1	9	14	2	0	0	0	0	0	0	0	0	26
04:15 - 04:29	0	0	0	0	10	18	6	2	0	1	0	0	0	0	0	37
04:30 - 04:44	0	0	0	0	8	31	9	1	0	0	0	0	0	0	0	49
04:45 - 04:59	0	0	0	1	17	34	14	2	0	0	0	0	0	0	0	68
05:00 - 05:14	0	0	0	0	8	31	24	5	0	0	0	0	0	0	0	68
05:15 - 05:29	0	0	0	0	16	51	23	3	0	0	0	0	0	0	0	93
05:30 - 05:44	0	0	0	0	23	72	26	3	1	0	0	0	0	0	0	125
05:45 - 05:59	0	0	0	1	11	60	29	6	1	0	0	0	0	0	0	108
06:00 - 06:14	0	0	0	0	22	62	38	5	0	0	0	0	0	0	0	127
06:15 - 06:29	0	0	0	2	20	69	31	4	1	0	0	0	0	0	0	127
06:30 - 06:44	1	1	0	3	24	77	34	0	0	0	0	0	0	0	0	140
06:45 - 06:59	0	0	0	8	15	77	52	2	0	0	0	0	0	0	0	154
07:00 - 07:14	0	0	0	6	26	80	40	3	1	0	0	0	0	0	0	156
07:15 - 07:29	0	0	0	10	29	84	31	6	0	0	0	0	0	0	0	160
07:30 - 07:44	0	0	0	8	33	95	52	7	0	0	0	0	0	0	0	195
07:45 - 07:59	0	0	0	2	31	117	46	2	0	0	0	0	0	0	0	198
08:00 - 08:14	0	0	2	11	32	94	44	3	0	2	0	0	0	0	0	188
08:15 - 08:29	0	0	2	3	36	83	45	11	0	0	0	0	0	1	0	181
08:30 - 08:44	0	0	0	2	38	87	35	7	0	0	0	0	0	0	0	169
08:45 - 08:59	0	0	0	1	43	73	40	7	0	0	0	0	0	0	1	165
09:00 - 09:14	0	1	0	1	34	72	16	1	1	0	0	0	0	0	0	126
09:15 - 09:29	0	0	0	3	26	59	28	4	0	0	0	0	0	1	1	122
09:30 - 09:44	0	0	0	4	25	57	35	1	1	0	0	0	0	0	0	123
09:45 - 09:59	0	0	0	13	36	58	33	3	0	0	0	0	0	0	0	143
10:00 - 10:14	0	0	0	7	31	68	38	5	0	0	0	0	0	0	0	149
10:15 - 10:29	0	0	0	5	25	57	30	4	0	0	0	0	0	0	0	121
10:30 - 10:44	0	0	0	1	29	77	25	5	2	0	0	0	0	0	0	139
10:45 - 10:59	0	0	0	6	39	61	14	4	1	0	0	0	0	0	0	125
11:00 - 11:14	0	0	0	4	44	65	29	5	0	0	0	0	0	0	0	147
11:15 - 11:29	1	0	5	24	63	61	16	4	0	1	0	0	0	0	0	175
11:30 - 11:44	0	0	0	9	57	69	21	6	0	0	1	0	0	0	0	163
11:45 - 11:59	0	0	0	5	53	84	39	2	0	0	0	0	0	0	0	183
12:00 - 12:14	0	0	0	8	45	76	32	6	1	0	0	0	0	0	0	168
12:15 - 12:29	4	2	5	18	36	75	32	3	0	0	0	0	0	0	0	175
12:30 - 12:44	0	0	4	7	53	78	32	1	1	0	0	0	0	0	0	176
12:45 - 12:59	0	0	0	10	45	82	39	4	0	1	0	0	0	0	0	181
13:00 - 13:14	0	0	0	6	52	88	28	5	0	1	0	0	0	1	0	181
13:15 - 13:29	0	0	1	2	39	89	23	3	0	0	0	0	0	0	1	158
13:30 - 13:44	0	0	0	16	79	73	26	6	0	0	1	0	0	0	0	201
13:45 - 13:59	0	0	0	4	70	81	33	3	0	0	0	0	0	0	1	192
14:00 - 14:14	0	0	4	16	68	68	33	3	1	0	0	0	0	0	0	193
14:15 - 14:29	0	1	1	14	57	105	28	2	0	0	0	0	0	0	0	208
14:30 - 14:44	0	0	3	22	73	79	26	4	1	0	1	0	0	0	0	209

Daily Total Speeds (MPH)

Study Date: Wednesday, 05/03/2023 / Thursday, 05/04/2023

Unit ID:

Location: Larsen Lane Location

Posted Speed: 35

	5-14	15-19	20-24	25-29	30-34	35-39	40-44	45-49	50-54	55-59	60-64	65-69	70-74	75-79	80-99	Total
14:45 - 14:59	0	0	0	9	96	79	26	3	0	1	0	0	1	0	0	215
15:00 - 15:14	0	0	2	25	72	99	34	1	1	0	0	0	0	0	1	235
15:15 - 15:29	0	0	0	27	107	82	31	1	1	0	0	0	0	0	0	249
15:30 - 15:44	3	3	21	44	80	104	28	4	0	0	0	0	0	0	0	287
15:45 - 15:59	0	0	2	26	93	99	42	7	0	0	0	0	0	0	0	269
16:00 - 16:14	1	2	10	29	77	91	30	1	0	0	0	0	0	0	0	241
16:15 - 16:29	2	2	4	26	75	114	35	7	0	0	0	0	0	0	1	266
16:30 - 16:44	1	5	12	31	102	85	29	7	1	0	0	0	0	0	0	273
16:45 - 16:59	0	0	1	21	89	90	35	4	1	0	0	1	0	0	0	242
17:00 - 17:14	1	2	11	36	84	84	36	1	0	0	0	0	0	0	0	255
17:15 - 17:29	0	0	3	20	101	98	28	4	0	1	0	0	0	0	1	256
17:30 - 17:44	0	0	6	26	94	78	28	5	0	0	0	0	0	0	0	237
17:45 - 17:59	0	0	12	30	69	94	32	1	0	0	0	0	0	0	1	239
18:00 - 18:14	1	0	4	24	65	86	34	1	1	0	0	0	0	0	0	216
18:15 - 18:29	0	0	3	17	65	72	25	7	1	0	0	0	0	0	0	190
18:30 - 18:44	0	0	1	34	84	66	23	2	1	0	0	0	0	0	0	211
18:45 - 18:59	0	0	1	6	59	68	31	1	1	0	0	0	0	0	0	167
19:00 - 19:14	0	3	4	15	68	57	21	2	0	0	0	0	0	0	0	170
19:15 - 19:29	0	0	0	8	54	65	16	2	0	0	0	0	0	0	0	145
19:30 - 19:44	0	0	1	5	48	92	16	0	0	0	0	0	0	0	1	163
19:45 - 19:59	0	0	0	0	55	62	14	0	0	0	0	0	0	0	0	131
20:00 - 20:14	0	0	0	7	56	56	17	2	2	1	0	0	0	0	0	141
20:15 - 20:29	0	0	0	5	64	65	10	2	0	0	0	0	0	0	0	146
20:30 - 20:44	0	0	0	4	40	45	12	2	0	0	0	0	0	0	0	103
20:45 - 20:59	0	0	0	5	47	50	2	0	0	0	0	0	0	0	0	104
21:00 - 21:14	0	0	0	8	56	47	10	1	0	0	0	0	0	0	0	122
21:15 - 21:29	0	0	0	3	24	35	8	1	0	1	0	0	0	0	0	72
21:30 - 21:44	0	0	0	5	46	32	6	2	0	0	0	0	0	0	0	91
21:45 - 21:59	0	1	0	3	23	29	5	0	0	0	0	0	0	0	0	61
22:00 - 22:14	0	0	0	3	35	20	5	1	0	0	0	0	0	0	0	64
22:15 - 22:29	0	0	0	5	23	16	0	1	0	0	0	0	0	0	0	45
22:30 - 22:44	0	0	0	3	26	24	7	0	0	0	0	0	0	0	0	60
22:45 - 22:59	0	0	0	3	14	15	5	0	0	0	0	0	0	0	0	37
23:00 - 23:14	0	0	0	1	18	17	6	0	0	0	0	0	0	0	0	42
23:15 - 23:29	0	0	0	1	11	12	3	0	0	0	0	0	0	0	0	27
23:30 - 23:44	0	0	0	2	10	13	0	0	0	0	0	0	0	0	0	25
23:45 - 23:59	1	0	0	0	9	8	2	0	0	0	0	0	0	0	0	20
00:00 - 00:14	0	0	0	3	8	4	1	0	0	0	0	0	0	0	0	16
00:15 - 00:29	0	0	0	2	14	7	1	1	0	0	0	0	0	0	0	25
00:30 - 00:44	0	0	0	0	8	13	4	0	0	0	0	0	0	0	0	25
00:45 - 00:59	0	0	2	1	10	3	4	0	0	0	0	0	0	0	0	20
01:00 - 01:14	0	0	0	0	15	8	1	0	0	0	0	0	0	0	0	24
01:15 - 01:29	0	0	0	2	4	4	1	0	1	0	0	0	0	0	0	12
01:30 - 01:44	0	0	0	2	7	6	1	0	0	0	0	0	0	0	0	16
01:45 - 01:59	0	0	0	0	4	4	1	0	0	0	0	0	0	0	0	9
Totals	16	23	127	796	3775	5324	1997	238	24	10	3	1	1	3	9	12347
Percent of Total	0.1	0.2	1.0	6.4	30.6	43.1	16.2	1.9	0.2	0.1	0.0	0.0	0.0	0.0	0.1	100
Percent of AM	0.0	0.0	0.2	3.5	22.7	48.6	21.7	2.8	0.2	0.1	0.0	0.0	0.0	0.0	0.0	100
Percent of PM	0.2	0.3	1.5	8.1	35.1	40.0	13.0	1.4	0.2	0.1	0.0	0.0	0.0	0.0	0.1	100

Daily Total Speeds (MPH)

Study Date: Wednesday, 05/03/2023 / Thursday, 05/04/2023

Unit ID:

Location: Larsen Lane Location

Posted Speed: 35

Standard Deviation:	5.3 MPH	Ten Mile Pace:	30 to 39 MPH	85th Percentile:	41.1 MPH
Mean Speed:	36.2 MPH	Percent in Ten Mile Pace:	73.7%	15th Percentile:	31.2 MPH
Median Speed:	36.3 MPH			90th Percentile:	42.6 MPH
Modal Speed:	37.5 MPH			95th Percentile:	44.2 MPH

Daily Vehicle Volume Report

Study Date: Wednesday, 05/03/2023

Unit ID:

Location: North Street Location

	Eastbound Volume	Westbound Volume	Total Volume
02:00 - 02:14	4	1	5
02:15 - 02:29	4	4	8
02:30 - 02:44	1	3	4
02:45 - 02:59	3	1	4
03:00 - 03:14	0	4	4
03:15 - 03:29	0	3	3
03:30 - 03:44	2	4	6
03:45 - 03:59	0	3	3
04:00 - 04:14	2	1	3
04:15 - 04:29	2	7	9
04:30 - 04:44	1	12	13
04:45 - 04:59	2	19	21
05:00 - 05:14	5	13	18
05:15 - 05:29	8	13	21
05:30 - 05:44	1	28	29
05:45 - 05:59	3	22	25
06:00 - 06:14	3	20	23
06:15 - 06:29	3	26	29
06:30 - 06:44	13	20	33
06:45 - 06:59	15	25	40
07:00 - 07:14	19	18	37
07:15 - 07:29	26	32	58
07:30 - 07:44	40	35	75
07:45 - 07:59	54	51	105
08:00 - 08:14	35	45	80
08:15 - 08:29	26	34	60
08:30 - 08:44	31	35	66
08:45 - 08:59	30	40	70
09:00 - 09:14	29	37	66
09:15 - 09:29	31	37	68
09:30 - 09:44	34	35	69
09:45 - 09:59	29	34	63
10:00 - 10:14	31	37	68
10:15 - 10:29	43	32	75
10:30 - 10:44	35	39	74
10:45 - 10:59	50	52	102
11:00 - 11:14	37	46	83
11:15 - 11:29	41	54	95
11:30 - 11:44	39	45	84
11:45 - 11:59	39	43	82
12:00 - 12:14	36	56	92
12:15 - 12:29	39	43	82
12:30 - 12:44	41	49	90
12:45 - 12:59	49	42	91
Totals	936	1200	2136
AM Peak Time	10:40 - 11:39	10:45 - 11:44	10:40 - 11:39
AM Peak Volume	175	197	367
PM Peak Time	12:00 - 12:59	12:00 - 12:59	12:00 - 12:59
PM Peak Volume	165	190	355

Daily Vehicle Volume Report

Study Date: Wednesday, 05/03/2023

Unit ID:

Location: North Street Location

Daily Eastbound Classes Report

Study Date: Wednesday, 05/03/2023

Unit ID:

Location: North Street Location

	#1	#2	#3	#4	#5	#6	#7	#8	#9	#10	#11	#12	#13	Total
02:00 - 02:14	1	3	0	0	0	0	0	0	0	0	0	0	0	4
02:15 - 02:29	0	4	0	0	0	0	0	0	0	0	0	0	0	4
02:30 - 02:44	0	1	0	0	0	0	0	0	0	0	0	0	0	1
02:45 - 02:59	0	1	2	0	0	0	0	0	0	0	0	0	0	3
03:00 - 03:14	0	0	0	0	0	0	0	0	0	0	0	0	0	0
03:15 - 03:29	0	0	0	0	0	0	0	0	0	0	0	0	0	0
03:30 - 03:44	0	2	0	0	0	0	0	0	0	0	0	0	0	2
03:45 - 03:59	0	0	0	0	0	0	0	0	0	0	0	0	0	0
04:00 - 04:14	0	1	1	0	0	0	0	0	0	0	0	0	0	2
04:15 - 04:29	0	2	0	0	0	0	0	0	0	0	0	0	0	2
04:30 - 04:44	0	1	0	0	0	0	0	0	0	0	0	0	0	1
04:45 - 04:59	0	2	0	0	0	0	0	0	0	0	0	0	0	2
05:00 - 05:14	0	3	2	0	0	0	0	0	0	0	0	0	0	5
05:15 - 05:29	0	6	2	0	0	0	0	0	0	0	0	0	0	8
05:30 - 05:44	0	1	0	0	0	0	0	0	0	0	0	0	0	1
05:45 - 05:59	0	3	0	0	0	0	0	0	0	0	0	0	0	3
06:00 - 06:14	0	3	0	0	0	0	0	0	0	0	0	0	0	3
06:15 - 06:29	0	3	0	0	0	0	0	0	0	0	0	0	0	3
06:30 - 06:44	0	9	4	0	0	0	0	0	0	0	0	0	0	13
06:45 - 06:59	0	11	0	0	0	4	0	0	0	0	0	0	0	15
07:00 - 07:14	0	10	2	0	4	2	0	0	1	0	0	0	0	19
07:15 - 07:29	0	22	0	0	2	2	0	0	0	0	0	0	0	26
07:30 - 07:44	0	33	2	1	3	1	0	0	0	0	0	0	0	40
07:45 - 07:59	1	40	5	1	1	6	0	0	0	0	0	0	0	54
08:00 - 08:14	0	20	11	0	0	3	1	0	0	0	0	0	0	35
08:15 - 08:29	2	19	2	0	0	2	1	0	0	0	0	0	0	26
08:30 - 08:44	0	20	3	0	2	5	0	0	1	0	0	0	0	31
08:45 - 08:59	0	22	2	0	4	2	0	0	0	0	0	0	0	30
09:00 - 09:14	0	22	1	0	3	3	0	0	0	0	0	0	0	29
09:15 - 09:29	1	16	4	0	4	5	1	0	0	0	0	0	0	31
09:30 - 09:44	0	23	5	0	4	1	0	1	0	0	0	0	0	34
09:45 - 09:59	0	20	3	0	4	2	0	0	0	0	0	0	0	29
10:00 - 10:14	1	16	4	0	7	2	1	0	0	0	0	0	0	31
10:15 - 10:29	0	31	2	0	5	5	0	0	0	0	0	0	0	43
10:30 - 10:44	0	24	6	0	3	1	0	0	0	1	0	0	0	35
10:45 - 10:59	2	34	5	0	5	4	0	0	0	0	0	0	0	50
11:00 - 11:14	0	25	0	0	7	5	0	0	0	0	0	0	0	37
11:15 - 11:29	1	34	2	0	1	3	0	0	0	0	0	0	0	41
11:30 - 11:44	0	27	8	0	2	2	0	0	0	0	0	0	0	39
11:45 - 11:59	0	30	4	0	1	4	0	0	0	0	0	0	0	39
12:00 - 12:14	0	27	5	0	3	1	0	0	0	0	0	0	0	36
12:15 - 12:29	0	28	4	0	4	3	0	0	0	0	0	0	0	39
12:30 - 12:44	1	31	3	0	2	4	0	0	0	0	0	0	0	41
12:45 - 12:59	1	34	7	0	5	2	0	0	0	0	0	0	0	49
Totals	11	664	101	2	76	74	4	1	2	1	0	0	0	936
Percent of Total	1.2	70.9	10.8	0.2	8.1	7.9	0.4	0.1	0.2	0.1	0.0	0.0	0.0	100
Percent of AM	1.2	70.6	10.6	0.3	8.0	8.3	0.5	0.1	0.3	0.1	0.0	0.0	0.0	100
Percent of PM	1.2	72.7	11.5	0.0	8.5	6.1	0.0	0.0	0.0	0.0	0.0	0.0	0.0	100

Daily Eastbound Classes Report

Study Date: Wednesday, 05/03/2023

Unit ID:

Location: North Street Location

Truck Summary:

Total Trucks: 160 % Trucks: 17.1 AM % Trucks: 17.6 PM % Trucks: 14.5

Classification Scheme: FHWA (ID: 1)

#1	Motorcycles - 2 Axles	#6	Single Unit Truck - 3 Axles	#11	Multi-Unit - 5 Axles or Less
#2	Passenger Cars - 2 Axles	#7	Single Unit - 4 Axles	#12	Multi-Unit - 6 Axles
#3	Pickup Trucks, Vans - 2 Axles	#8	Single Unit - 4 Axles or Less	#13	Multi-Unit - 7 Axles or More
#4	Buses	#9	Double Unit - 5 Axles		
#5	Single Unit - 2 Axles, 6 Tires	#10	Double Unit - 6 Axles or More		

Daily Westbound Classes Report

Study Date: Wednesday, 05/03/2023

Unit ID:

Location: North Street Location

	#1	#2	#3	#4	#5	#6	#7	#8	#9	#10	#11	#12	#13	Total
02:00 - 02:14	0	1	0	0	0	0	0	0	0	0	0	0	0	1
02:15 - 02:29	0	4	0	0	0	0	0	0	0	0	0	0	0	4
02:30 - 02:44	0	3	0	0	0	0	0	0	0	0	0	0	0	3
02:45 - 02:59	0	1	0	0	0	0	0	0	0	0	0	0	0	1
03:00 - 03:14	0	2	2	0	0	0	0	0	0	0	0	0	0	4
03:15 - 03:29	0	3	0	0	0	0	0	0	0	0	0	0	0	3
03:30 - 03:44	0	3	1	0	0	0	0	0	0	0	0	0	0	4
03:45 - 03:59	0	3	0	0	0	0	0	0	0	0	0	0	0	3
04:00 - 04:14	0	0	1	0	0	0	0	0	0	0	0	0	0	1
04:15 - 04:29	0	6	1	0	0	0	0	0	0	0	0	0	0	7
04:30 - 04:44	0	10	2	0	0	0	0	0	0	0	0	0	0	12
04:45 - 04:59	0	17	2	0	0	0	0	0	0	0	0	0	0	19
05:00 - 05:14	0	11	1	0	1	0	0	0	0	0	0	0	0	13
05:15 - 05:29	0	8	4	0	0	0	0	0	1	0	0	0	0	13
05:30 - 05:44	0	21	6	0	1	0	0	0	0	0	0	0	0	28
05:45 - 05:59	0	17	4	0	1	0	0	0	0	0	0	0	0	22
06:00 - 06:14	1	12	5	0	2	0	0	0	0	0	0	0	0	20
06:15 - 06:29	0	22	4	0	0	0	0	0	0	0	0	0	0	26
06:30 - 06:44	0	16	1	0	2	1	0	0	0	0	0	0	0	20
06:45 - 06:59	0	18	2	0	5	0	0	0	0	0	0	0	0	25
07:00 - 07:14	1	12	1	0	1	1	2	0	0	0	0	0	0	18
07:15 - 07:29	1	15	5	0	5	2	4	0	0	0	0	0	0	32
07:30 - 07:44	0	32	0	0	1	2	0	0	0	0	0	0	0	35
07:45 - 07:59	1	40	5	0	3	0	1	0	0	0	0	0	1	51
08:00 - 08:14	0	34	4	0	1	3	3	0	0	0	0	0	0	45
08:15 - 08:29	0	25	4	0	3	2	0	0	0	0	0	0	0	34
08:30 - 08:44	1	27	2	0	1	1	2	0	1	0	0	0	0	35
08:45 - 08:59	2	25	5	0	2	1	5	0	0	0	0	0	0	40
09:00 - 09:14	0	30	3	0	3	1	0	0	0	0	0	0	0	37
09:15 - 09:29	1	26	2	0	4	1	2	0	1	0	0	0	0	37
09:30 - 09:44	1	25	3	0	5	0	1	0	0	0	0	0	0	35
09:45 - 09:59	1	20	3	0	5	2	3	0	0	0	0	0	0	34
10:00 - 10:14	1	23	6	0	3	1	2	1	0	0	0	0	0	37
10:15 - 10:29	0	19	5	0	5	0	3	0	0	0	0	0	0	32
10:30 - 10:44	0	29	3	0	3	2	2	0	0	0	0	0	0	39
10:45 - 10:59	2	39	7	0	2	0	2	0	0	0	0	0	0	52
11:00 - 11:14	0	33	7	0	3	1	2	0	0	0	0	0	0	46
11:15 - 11:29	1	30	11	0	6	3	3	0	0	0	0	0	0	54
11:30 - 11:44	1	32	5	0	3	0	3	1	0	0	0	0	0	45
11:45 - 11:59	0	31	7	0	3	0	2	0	0	0	0	0	0	43
12:00 - 12:14	2	45	3	0	1	2	2	0	1	0	0	0	0	56
12:15 - 12:29	0	34	3	0	4	0	1	0	0	0	0	0	1	43
12:30 - 12:44	3	34	4	0	4	0	3	1	0	0	0	0	0	49
12:45 - 12:59	0	28	7	0	5	1	1	0	0	0	0	0	0	42
Totals	20	866	141	0	88	27	49	3	4	0	0	0	2	1200
Percent of Total	1.7	72.2	11.8	0.0	7.3	2.3	4.1	0.3	0.3	0.0	0.0	0.0	0.2	100
Percent of AM	1.5	71.8	12.3	0.0	7.3	2.4	4.2	0.2	0.3	0.0	0.0	0.0	0.1	100
Percent of PM	2.6	74.2	8.9	0.0	7.4	1.6	3.7	0.5	0.5	0.0	0.0	0.0	0.5	100

Daily Westbound Classes Report

Study Date: Wednesday, 05/03/2023

Unit ID:

Location: North Street Location

Truck Summary:

Total Trucks: 173 % Trucks: 14.4 AM % Trucks: 14.5 PM % Trucks: 14.2

Classification Scheme: FHWA (ID: 1)

#1	Motorcycles - 2 Axles	#6	Single Unit Truck - 3 Axles	#11	Multi-Unit - 5 Axles or Less
#2	Passenger Cars - 2 Axles	#7	Single Unit - 4 Axles	#12	Multi-Unit - 6 Axles
#3	Pickup Trucks, Vans - 2 Axles	#8	Single Unit - 4 Axles or Less	#13	Multi-Unit - 7 Axles or More
#4	Buses	#9	Double Unit - 5 Axles		
#5	Single Unit - 2 Axles, 6 Tires	#10	Double Unit - 6 Axles or More		

Daily Total Classes Report

Study Date: Wednesday, 05/03/2023

Unit ID:

Location: North Street Location

	#1	#2	#3	#4	#5	#6	#7	#8	#9	#10	#11	#12	#13	Total
02:00 - 02:14	1	4	0	0	0	0	0	0	0	0	0	0	0	5
02:15 - 02:29	0	8	0	0	0	0	0	0	0	0	0	0	0	8
02:30 - 02:44	0	4	0	0	0	0	0	0	0	0	0	0	0	4
02:45 - 02:59	0	2	2	0	0	0	0	0	0	0	0	0	0	4
03:00 - 03:14	0	2	2	0	0	0	0	0	0	0	0	0	0	4
03:15 - 03:29	0	3	0	0	0	0	0	0	0	0	0	0	0	3
03:30 - 03:44	0	5	1	0	0	0	0	0	0	0	0	0	0	6
03:45 - 03:59	0	3	0	0	0	0	0	0	0	0	0	0	0	3
04:00 - 04:14	0	1	2	0	0	0	0	0	0	0	0	0	0	3
04:15 - 04:29	0	8	1	0	0	0	0	0	0	0	0	0	0	9
04:30 - 04:44	0	11	2	0	0	0	0	0	0	0	0	0	0	13
04:45 - 04:59	0	19	2	0	0	0	0	0	0	0	0	0	0	21
05:00 - 05:14	0	14	3	0	1	0	0	0	0	0	0	0	0	18
05:15 - 05:29	0	14	6	0	0	0	0	0	1	0	0	0	0	21
05:30 - 05:44	0	22	6	0	1	0	0	0	0	0	0	0	0	29
05:45 - 05:59	0	20	4	0	1	0	0	0	0	0	0	0	0	25
06:00 - 06:14	1	15	5	0	2	0	0	0	0	0	0	0	0	23
06:15 - 06:29	0	25	4	0	0	0	0	0	0	0	0	0	0	29
06:30 - 06:44	0	25	5	0	2	1	0	0	0	0	0	0	0	33
06:45 - 06:59	0	29	2	0	5	4	0	0	0	0	0	0	0	40
07:00 - 07:14	1	22	3	0	5	3	2	0	1	0	0	0	0	37
07:15 - 07:29	1	37	5	0	7	4	4	0	0	0	0	0	0	58
07:30 - 07:44	0	65	2	1	4	3	0	0	0	0	0	0	0	75
07:45 - 07:59	2	80	10	1	4	6	1	0	0	0	0	0	1	105
08:00 - 08:14	0	54	15	0	1	6	4	0	0	0	0	0	0	80
08:15 - 08:29	2	44	6	0	3	4	1	0	0	0	0	0	0	60
08:30 - 08:44	1	47	5	0	3	6	2	0	2	0	0	0	0	66
08:45 - 08:59	2	47	7	0	6	3	5	0	0	0	0	0	0	70
09:00 - 09:14	0	52	4	0	6	4	0	0	0	0	0	0	0	66
09:15 - 09:29	2	42	6	0	8	6	3	0	1	0	0	0	0	68
09:30 - 09:44	1	48	8	0	9	1	1	1	0	0	0	0	0	69
09:45 - 09:59	1	40	6	0	9	4	3	0	0	0	0	0	0	63
10:00 - 10:14	2	39	10	0	10	3	3	1	0	0	0	0	0	68
10:15 - 10:29	0	50	7	0	10	5	3	0	0	0	0	0	0	75
10:30 - 10:44	0	53	9	0	6	3	2	0	0	1	0	0	0	74
10:45 - 10:59	4	73	12	0	7	4	2	0	0	0	0	0	0	102
11:00 - 11:14	0	58	7	0	10	6	2	0	0	0	0	0	0	83
11:15 - 11:29	2	64	13	0	7	6	3	0	0	0	0	0	0	95
11:30 - 11:44	1	59	13	0	5	2	3	1	0	0	0	0	0	84
11:45 - 11:59	0	61	11	0	4	4	2	0	0	0	0	0	0	82
12:00 - 12:14	2	72	8	0	4	3	2	0	1	0	0	0	0	92
12:15 - 12:29	0	62	7	0	8	3	1	0	0	0	0	0	1	82
12:30 - 12:44	4	65	7	0	6	4	3	1	0	0	0	0	0	90
12:45 - 12:59	1	62	14	0	10	3	1	0	0	0	0	0	0	91
Totals	31	1530	242	2	164	101	53	4	6	1	0	0	2	2136
Percent of Total	1.5	71.6	11.3	0.1	7.7	4.7	2.5	0.2	0.3	0.0	0.0	0.0	0.1	100
Percent of AM	1.3	71.3	11.6	0.1	7.6	4.9	2.6	0.2	0.3	0.1	0.0	0.0	0.1	100
Percent of PM	2.0	73.5	10.1	0.0	7.9	3.7	2.0	0.3	0.3	0.0	0.0	0.0	0.3	100

Daily Total Classes Report

Study Date: Wednesday, 05/03/2023

Unit ID:

Location: North Street Location

Truck Summary:

Total Trucks: 333 % Trucks: 15.6 AM % Trucks: 15.8 PM % Trucks: 14.4

Classification Scheme: FHWA (ID: 1)

#1	Motorcycles - 2 Axles	#6	Single Unit Truck - 3 Axles	#11	Multi-Unit - 5 Axles or Less
#2	Passenger Cars - 2 Axles	#7	Single Unit - 4 Axles	#12	Multi-Unit - 6 Axles
#3	Pickup Trucks, Vans - 2 Axles	#8	Single Unit - 4 Axles or Less	#13	Multi-Unit - 7 Axles or More
#4	Buses	#9	Double Unit - 5 Axles		
#5	Single Unit - 2 Axles, 6 Tires	#10	Double Unit - 6 Axles or More		

Daily Eastbound Speeds (MPH)

Study Date: Wednesday, 05/03/2023

Unit ID:

Location: North Street Location

Posted Speed: 25

	5-14	15-19	20-24	25-29	30-34	35-39	40-44	45-49	50-54	55-59	60-64	65-69	70-74	75-79	80-99	Total
02:00 - 02:14	0	1	1	1	1	0	0	0	0	0	0	0	0	0	0	4
02:15 - 02:29	0	0	0	2	1	1	0	0	0	0	0	0	0	0	0	4
02:30 - 02:44	0	0	0	1	0	0	0	0	0	0	0	0	0	0	0	1
02:45 - 02:59	0	0	0	1	2	0	0	0	0	0	0	0	0	0	0	3
03:00 - 03:14	0	0	0	0	0	0	0	0	0	0	0	0	0	0	0	0
03:15 - 03:29	0	0	0	0	0	0	0	0	0	0	0	0	0	0	0	0
03:30 - 03:44	0	1	0	0	1	0	0	0	0	0	0	0	0	0	0	2
03:45 - 03:59	0	0	0	0	0	0	0	0	0	0	0	0	0	0	0	0
04:00 - 04:14	0	0	0	1	1	0	0	0	0	0	0	0	0	0	0	2
04:15 - 04:29	0	0	0	0	1	1	0	0	0	0	0	0	0	0	0	2
04:30 - 04:44	0	0	0	0	0	1	0	0	0	0	0	0	0	0	0	1
04:45 - 04:59	0	0	0	1	1	0	0	0	0	0	0	0	0	0	0	2
05:00 - 05:14	0	0	0	2	2	1	0	0	0	0	0	0	0	0	0	5
05:15 - 05:29	0	0	0	2	6	0	0	0	0	0	0	0	0	0	0	8
05:30 - 05:44	0	0	0	0	1	0	0	0	0	0	0	0	0	0	0	1
05:45 - 05:59	0	0	0	2	0	1	0	0	0	0	0	0	0	0	0	3
06:00 - 06:14	0	0	0	1	0	2	0	0	0	0	0	0	0	0	0	3
06:15 - 06:29	0	0	0	1	1	1	0	0	0	0	0	0	0	0	0	3
06:30 - 06:44	0	0	0	4	7	2	0	0	0	0	0	0	0	0	0	13
06:45 - 06:59	0	0	3	3	8	1	0	0	0	0	0	0	0	0	0	15
07:00 - 07:14	0	0	2	5	9	2	1	0	0	0	0	0	0	0	0	19
07:15 - 07:29	0	0	0	12	12	2	0	0	0	0	0	0	0	0	0	26
07:30 - 07:44	1	0	1	18	17	2	1	0	0	0	0	0	0	0	0	40
07:45 - 07:59	0	0	5	16	25	7	1	0	0	0	0	0	0	0	0	54
08:00 - 08:14	1	0	6	15	10	3	0	0	0	0	0	0	0	0	0	35
08:15 - 08:29	1	1	1	10	10	2	0	0	0	0	1	0	0	0	0	26
08:30 - 08:44	0	0	6	6	16	3	0	0	0	0	0	0	0	0	0	31
08:45 - 08:59	0	0	0	14	12	4	0	0	0	0	0	0	0	0	0	30
09:00 - 09:14	0	1	4	12	10	2	0	0	0	0	0	0	0	0	0	29
09:15 - 09:29	0	1	6	15	6	2	0	0	0	0	0	0	1	0	0	31
09:30 - 09:44	0	0	8	13	12	1	0	0	0	0	0	0	0	0	0	34
09:45 - 09:59	0	0	5	11	11	2	0	0	0	0	0	0	0	0	0	29
10:00 - 10:14	0	0	5	14	10	2	0	0	0	0	0	0	0	0	0	31
10:15 - 10:29	0	1	7	17	13	5	0	0	0	0	0	0	0	0	0	43
10:30 - 10:44	0	0	4	17	12	2	0	0	0	0	0	0	0	0	0	35
10:45 - 10:59	0	1	8	20	20	1	0	0	0	0	0	0	0	0	0	50
11:00 - 11:14	0	1	3	10	17	5	0	0	0	0	0	0	0	0	1	37
11:15 - 11:29	0	0	5	20	14	2	0	0	0	0	0	0	0	0	0	41
11:30 - 11:44	0	0	4	25	9	1	0	0	0	0	0	0	0	0	0	39
11:45 - 11:59	0	0	8	10	20	1	0	0	0	0	0	0	0	0	0	39
12:00 - 12:14	0	2	5	13	13	3	0	0	0	0	0	0	0	0	0	36
12:15 - 12:29	0	1	5	16	13	4	0	0	0	0	0	0	0	0	0	39
12:30 - 12:44	0	0	10	16	13	2	0	0	0	0	0	0	0	0	0	41
12:45 - 12:59	1	1	6	20	17	4	0	0	0	0	0	0	0	0	0	49
Totals	4	12	118	367	354	75	3	0	0	0	1	0	1	0	1	936
Percent of Total	0.4	1.3	12.6	39.2	37.8	8.0	0.3	0.0	0.0	0.0	0.1	0.0	0.1	0.0	0.1	100
Percent of AM	0.4	1.0	11.9	39.2	38.7	8.0	0.4	0.0	0.0	0.0	0.1	0.0	0.1	0.0	0.1	100
Percent of PM	0.6	2.4	15.8	39.4	33.9	7.9	0.0	0.0	0.0	0.0	0.0	0.0	0.0	0.0	0.0	100

Daily Eastbound Speeds (MPH)

Study Date: Wednesday, 05/03/2023

Unit ID:

Location: North Street Location

Posted Speed: 25

Standard Deviation:	5.4 MPH	Ten Mile Pace:	25 to 34 MPH	85th Percentile:	34.2 MPH
Mean Speed:	29.6 MPH	Percent in Ten Mile Pace:	77.0%	15th Percentile:	25.1 MPH
Median Speed:	29.5 MPH			90th Percentile:	34.8 MPH
Modal Speed:	27.5 MPH			95th Percentile:	37.2 MPH

Daily Westbound Speeds (MPH)

Study Date: Wednesday, 05/03/2023

Unit ID:

Location: North Street Location

Posted Speed: 25

	5-14	15-19	20-24	25-29	30-34	35-39	40-44	45-49	50-54	55-59	60-64	65-69	70-74	75-79	80-99	Total
02:00 - 02:14	0	0	0	1	0	0	0	0	0	0	0	0	0	0	0	1
02:15 - 02:29	0	0	1	1	1	0	0	1	0	0	0	0	0	0	0	4
02:30 - 02:44	0	0	0	1	2	0	0	0	0	0	0	0	0	0	0	3
02:45 - 02:59	0	0	0	1	0	0	0	0	0	0	0	0	0	0	0	1
03:00 - 03:14	0	0	1	1	2	0	0	0	0	0	0	0	0	0	0	4
03:15 - 03:29	0	0	1	0	1	1	0	0	0	0	0	0	0	0	0	3
03:30 - 03:44	0	1	0	0	2	1	0	0	0	0	0	0	0	0	0	4
03:45 - 03:59	0	0	0	1	2	0	0	0	0	0	0	0	0	0	0	3
04:00 - 04:14	0	0	0	0	1	0	0	0	0	0	0	0	0	0	0	1
04:15 - 04:29	0	0	0	3	1	3	0	0	0	0	0	0	0	0	0	7
04:30 - 04:44	0	0	0	4	5	3	0	0	0	0	0	0	0	0	0	12
04:45 - 04:59	0	0	0	2	13	4	0	0	0	0	0	0	0	0	0	19
05:00 - 05:14	0	0	0	5	8	0	0	0	0	0	0	0	0	0	0	13
05:15 - 05:29	0	0	3	2	4	4	0	0	0	0	0	0	0	0	0	13
05:30 - 05:44	0	0	2	11	13	2	0	0	0	0	0	0	0	0	0	28
05:45 - 05:59	0	0	0	2	12	8	0	0	0	0	0	0	0	0	0	22
06:00 - 06:14	0	0	1	4	9	5	1	0	0	0	0	0	0	0	0	20
06:15 - 06:29	0	0	1	8	13	4	0	0	0	0	0	0	0	0	0	26
06:30 - 06:44	0	0	0	4	12	4	0	0	0	0	0	0	0	0	0	20
06:45 - 06:59	0	0	3	7	11	4	0	0	0	0	0	0	0	0	0	25
07:00 - 07:14	0	0	3	7	6	2	0	0	0	0	0	0	0	0	0	18
07:15 - 07:29	0	1	6	12	12	1	0	0	0	0	0	0	0	0	0	32
07:30 - 07:44	0	1	1	11	19	3	0	0	0	0	0	0	0	0	0	35
07:45 - 07:59	0	3	2	16	21	7	2	0	0	0	0	0	0	0	0	51
08:00 - 08:14	0	0	15	12	16	2	0	0	0	0	0	0	0	0	0	45
08:15 - 08:29	0	1	1	22	6	4	0	0	0	0	0	0	0	0	0	34
08:30 - 08:44	0	0	9	11	12	3	0	0	0	0	0	0	0	0	0	35
08:45 - 08:59	0	1	9	19	9	1	0	0	1	0	0	0	0	0	0	40
09:00 - 09:14	0	0	7	12	16	2	0	0	0	0	0	0	0	0	0	37
09:15 - 09:29	0	0	11	13	10	1	2	0	0	0	0	0	0	0	0	37
09:30 - 09:44	0	0	1	18	7	8	1	0	0	0	0	0	0	0	0	35
09:45 - 09:59	0	0	3	15	13	3	0	0	0	0	0	0	0	0	0	34
10:00 - 10:14	0	0	8	18	9	2	0	0	0	0	0	0	0	0	0	37
10:15 - 10:29	0	0	4	17	8	1	1	0	0	1	0	0	0	0	0	32
10:30 - 10:44	0	0	6	17	14	2	0	0	0	0	0	0	0	0	0	39
10:45 - 10:59	0	1	12	21	16	2	0	0	0	0	0	0	0	0	0	52
11:00 - 11:14	0	0	14	22	7	3	0	0	0	0	0	0	0	0	0	46
11:15 - 11:29	1	0	12	26	13	1	0	0	1	0	0	0	0	0	0	54
11:30 - 11:44	0	2	7	16	15	4	1	0	0	0	0	0	0	0	0	45
11:45 - 11:59	0	0	8	18	15	2	0	0	0	0	0	0	0	0	0	43
12:00 - 12:14	0	1	12	27	15	1	0	0	0	0	0	0	0	0	0	56
12:15 - 12:29	0	0	3	18	18	4	0	0	0	0	0	0	0	0	0	43
12:30 - 12:44	1	3	13	16	15	1	0	0	0	0	0	0	0	0	0	49
12:45 - 12:59	0	0	5	14	22	1	0	0	0	0	0	0	0	0	0	42
Totals	2	15	185	456	426	104	8	1	2	1	0	0	0	0	0	1200
Percent of Total	0.2	1.3	15.4	38.0	35.5	8.7	0.7	0.1	0.2	0.1	0.0	0.0	0.0	0.0	0.0	100
Percent of AM	0.1	1.1	15.0	37.7	35.2	9.6	0.8	0.1	0.2	0.1	0.0	0.0	0.0	0.0	0.0	100
Percent of PM	0.5	2.1	17.4	39.5	36.8	3.7	0.0	0.0	0.0	0.0	0.0	0.0	0.0	0.0	0.0	100

Daily Westbound Speeds (MPH)

Study Date: Wednesday, 05/03/2023

Unit ID:

Location: North Street Location

Posted Speed: 25

Standard Deviation:	5.0 MPH	Ten Mile Pace:	25 to 34 MPH	85th Percentile:	34.2 MPH
Mean Speed:	29.4 MPH	Percent in Ten Mile Pace:	73.5%	15th Percentile:	24.4 MPH
Median Speed:	29.4 MPH			90th Percentile:	34.9 MPH
Modal Speed:	27.5 MPH			95th Percentile:	37.7 MPH

Daily Total Speeds (MPH)

Study Date: Wednesday, 05/03/2023

Unit ID:

Location: North Street Location

Posted Speed: 25

	5-14	15-19	20-24	25-29	30-34	35-39	40-44	45-49	50-54	55-59	60-64	65-69	70-74	75-79	80-99	Total
02:00 - 02:14	0	1	1	2	1	0	0	0	0	0	0	0	0	0	0	5
02:15 - 02:29	0	0	1	3	2	1	0	1	0	0	0	0	0	0	0	8
02:30 - 02:44	0	0	0	2	2	0	0	0	0	0	0	0	0	0	0	4
02:45 - 02:59	0	0	0	2	2	0	0	0	0	0	0	0	0	0	0	4
03:00 - 03:14	0	0	1	1	2	0	0	0	0	0	0	0	0	0	0	4
03:15 - 03:29	0	0	1	0	1	1	0	0	0	0	0	0	0	0	0	3
03:30 - 03:44	0	2	0	0	3	1	0	0	0	0	0	0	0	0	0	6
03:45 - 03:59	0	0	0	1	2	0	0	0	0	0	0	0	0	0	0	3
04:00 - 04:14	0	0	0	1	2	0	0	0	0	0	0	0	0	0	0	3
04:15 - 04:29	0	0	0	3	2	4	0	0	0	0	0	0	0	0	0	9
04:30 - 04:44	0	0	0	4	5	4	0	0	0	0	0	0	0	0	0	13
04:45 - 04:59	0	0	0	3	14	4	0	0	0	0	0	0	0	0	0	21
05:00 - 05:14	0	0	0	7	10	1	0	0	0	0	0	0	0	0	0	18
05:15 - 05:29	0	0	3	4	10	4	0	0	0	0	0	0	0	0	0	21
05:30 - 05:44	0	0	2	11	14	2	0	0	0	0	0	0	0	0	0	29
05:45 - 05:59	0	0	0	4	12	9	0	0	0	0	0	0	0	0	0	25
06:00 - 06:14	0	0	1	5	9	7	1	0	0	0	0	0	0	0	0	23
06:15 - 06:29	0	0	1	9	14	5	0	0	0	0	0	0	0	0	0	29
06:30 - 06:44	0	0	0	8	19	6	0	0	0	0	0	0	0	0	0	33
06:45 - 06:59	0	0	6	10	19	5	0	0	0	0	0	0	0	0	0	40
07:00 - 07:14	0	0	5	12	15	4	1	0	0	0	0	0	0	0	0	37
07:15 - 07:29	0	1	6	24	24	3	0	0	0	0	0	0	0	0	0	58
07:30 - 07:44	1	1	2	29	36	5	1	0	0	0	0	0	0	0	0	75
07:45 - 07:59	0	3	7	32	46	14	3	0	0	0	0	0	0	0	0	105
08:00 - 08:14	1	0	21	27	26	5	0	0	0	0	0	0	0	0	0	80
08:15 - 08:29	1	2	2	32	16	6	0	0	0	0	1	0	0	0	0	60
08:30 - 08:44	0	0	15	17	28	6	0	0	0	0	0	0	0	0	0	66
08:45 - 08:59	0	1	9	33	21	5	0	0	1	0	0	0	0	0	0	70
09:00 - 09:14	0	1	11	24	26	4	0	0	0	0	0	0	0	0	0	66
09:15 - 09:29	0	1	17	28	16	3	2	0	0	0	0	0	1	0	0	68
09:30 - 09:44	0	0	9	31	19	9	1	0	0	0	0	0	0	0	0	69
09:45 - 09:59	0	0	8	26	24	5	0	0	0	0	0	0	0	0	0	63
10:00 - 10:14	0	0	13	32	19	4	0	0	0	0	0	0	0	0	0	68
10:15 - 10:29	0	1	11	34	21	6	1	0	0	1	0	0	0	0	0	75
10:30 - 10:44	0	0	10	34	26	4	0	0	0	0	0	0	0	0	0	74
10:45 - 10:59	0	2	20	41	36	3	0	0	0	0	0	0	0	0	0	102
11:00 - 11:14	0	1	17	32	24	8	0	0	0	0	0	0	0	0	1	83
11:15 - 11:29	1	0	17	46	27	3	0	0	1	0	0	0	0	0	0	95
11:30 - 11:44	0	2	11	41	24	5	1	0	0	0	0	0	0	0	0	84
11:45 - 11:59	0	0	16	28	35	3	0	0	0	0	0	0	0	0	0	82
12:00 - 12:14	0	3	17	40	28	4	0	0	0	0	0	0	0	0	0	92
12:15 - 12:29	0	1	8	34	31	8	0	0	0	0	0	0	0	0	0	82
12:30 - 12:44	1	3	23	32	28	3	0	0	0	0	0	0	0	0	0	90
12:45 - 12:59	1	1	11	34	39	5	0	0	0	0	0	0	0	0	0	91
Totals	6	27	303	823	780	179	11	1	2	1	1	0	1	0	1	2136
Percent of Total	0.3	1.3	14.2	38.5	36.5	8.4	0.5	0.0	0.1	0.0	0.0	0.0	0.0	0.0	0.0	100
Percent of AM	0.2	1.1	13.7	38.3	36.7	8.9	0.6	0.1	0.1	0.1	0.1	0.0	0.1	0.0	0.1	100
Percent of PM	0.6	2.3	16.6	39.4	35.5	5.6	0.0	0.0	0.0	0.0	0.0	0.0	0.0	0.0	0.0	100

Daily Total Speeds (MPH)

Study Date: Wednesday, 05/03/2023

Unit ID:

Location: North Street Location

Posted Speed: 25

Standard Deviation: 5.2 MPH
Mean Speed: 29.5 MPH
Median Speed: 29.4 MPH
Modal Speed: 27.5 MPH

Ten Mile Pace: 25 to 34 MPH
Percent in Ten Mile Pace: 75.0%

85th Percentile: 34.2 MPH
15th Percentile: 24.7 MPH
90th Percentile: 34.9 MPH
95th Percentile: 37.5 MPH

Daily Vehicle Volume Report

Study Date: Tuesday, 05/02/2023

Unit ID:

Location: 750 West, North Location

	Northbound Volume	Southbound Volume	Total Volume
00:00 - 00:14	0	0	0
00:15 - 00:29	1	0	1
00:30 - 00:44	4	1	5
00:45 - 00:59	3	1	4
01:00 - 01:14	2	0	2
01:15 - 01:29	1	2	3
01:30 - 01:44	3	1	4
01:45 - 01:59	1	1	2
02:00 - 02:14	1	0	1
02:15 - 02:29	1	0	1
02:30 - 02:44	2	0	2
02:45 - 02:59	0	0	0
03:00 - 03:14	0	0	0
03:15 - 03:29	1	0	1
03:30 - 03:44	0	0	0
03:45 - 03:59	0	2	2
04:00 - 04:14	0	0	0
04:15 - 04:29	1	1	2
04:30 - 04:44	0	5	5
04:45 - 04:59	0	1	1
05:00 - 05:14	4	2	6
05:15 - 05:29	2	5	7
05:30 - 05:44	2	7	9
05:45 - 05:59	3	10	13
06:00 - 06:14	4	6	10
06:15 - 06:29	4	5	9
06:30 - 06:44	6	10	16
06:45 - 06:59	5	12	17
07:00 - 07:14	13	10	23
07:15 - 07:29	26	22	48
07:30 - 07:44	36	26	62
07:45 - 07:59	22	46	68
08:00 - 08:14	22	21	43
08:15 - 08:29	29	22	51
08:30 - 08:44	35	38	73
08:45 - 08:59	15	31	46
09:00 - 09:14	21	21	42
09:15 - 09:29	12	19	31
09:30 - 09:44	17	11	28
09:45 - 09:59	27	31	58
10:00 - 10:14	23	16	39
10:15 - 10:29	22	17	39
10:30 - 10:44	13	24	37
10:45 - 10:59	15	19	34
11:00 - 11:14	31	10	41
11:15 - 11:29	25	29	54
11:30 - 11:44	30	16	46
11:45 - 11:59	31	32	63
12:00 - 12:14	25	26	51
12:15 - 12:29	31	26	57
12:30 - 12:44	35	27	62
12:45 - 12:59	29	18	47

Daily Vehicle Volume Report

Study Date: Tuesday, 05/02/2023

Unit ID:

Location: 750 West, North Location

	Northbound Volume	Southbound Volume	Total Volume
13:00 - 13:14	21	17	38
13:15 - 13:29	16	29	45
13:30 - 13:44	25	26	51
13:45 - 13:59	30	21	51
14:00 - 14:14	35	17	52
14:15 - 14:29	23	24	47
14:30 - 14:44	41	35	76
14:45 - 14:59	38	31	69
15:00 - 15:14	60	36	96
15:15 - 15:29	44	40	84
15:30 - 15:44	56	34	90
15:45 - 15:59	37	32	69
16:00 - 16:14	39	24	63
16:15 - 16:29	36	21	57
16:30 - 16:44	53	38	91
16:45 - 16:59	60	31	91
17:00 - 17:14	50	24	74
17:15 - 17:29	51	39	90
17:30 - 17:44	46	32	78
17:45 - 17:59	37	27	64
18:00 - 18:14	36	35	71
18:15 - 18:29	23	28	51
18:30 - 18:44	25	25	50
18:45 - 18:59	23	26	49
19:00 - 19:14	34	22	56
19:15 - 19:29	35	18	53
19:30 - 19:44	34	15	49
19:45 - 19:59	17	15	32
20:00 - 20:14	20	13	33
20:15 - 20:29	19	10	29
20:30 - 20:44	23	14	37
20:45 - 20:59	19	9	28
21:00 - 21:14	12	7	19
21:15 - 21:29	17	8	25
21:30 - 21:44	14	9	23
21:45 - 21:59	10	4	14
22:00 - 22:14	10	4	14
22:15 - 22:29	9	6	15
22:30 - 22:44	3	2	5
22:45 - 22:59	1	2	3
23:00 - 23:14	4	5	9
23:15 - 23:29	2	2	4
23:30 - 23:44	0	1	1
23:45 - 23:59	1	1	2
Totals	1825	1489	3314
AM Peak Time	07:37 - 08:36	07:49 - 08:48	07:42 - 08:41
AM Peak Volume	119	131	237
PM Peak Time	16:36 - 17:35	14:26 - 15:25	16:31 - 17:30
PM Peak Volume	220	144	349

Daily Vehicle Volume Report

Study Date: Tuesday, 05/02/2023

Unit ID:

Location: 750 West, North Location

Daily Northbound Classes Report

Study Date: Tuesday, 05/02/2023

Unit ID:

Location: 750 West, North Location

	#1	#2	#3	#4	#5	#6	#7	#8	#9	#10	#11	#12	#13	Total
00:00 - 00:14	0	0	0	0	0	0	0	0	0	0	0	0	0	0
00:15 - 00:29	0	1	0	0	0	0	0	0	0	0	0	0	0	1
00:30 - 00:44	0	3	0	0	1	0	0	0	0	0	0	0	0	4
00:45 - 00:59	0	2	0	0	1	0	0	0	0	0	0	0	0	3
01:00 - 01:14	0	2	0	0	0	0	0	0	0	0	0	0	0	2
01:15 - 01:29	0	1	0	0	0	0	0	0	0	0	0	0	0	1
01:30 - 01:44	0	2	0	0	1	0	0	0	0	0	0	0	0	3
01:45 - 01:59	0	1	0	0	0	0	0	0	0	0	0	0	0	1
02:00 - 02:14	0	1	0	0	0	0	0	0	0	0	0	0	0	1
02:15 - 02:29	0	1	0	0	0	0	0	0	0	0	0	0	0	1
02:30 - 02:44	0	1	1	0	0	0	0	0	0	0	0	0	0	2
02:45 - 02:59	0	0	0	0	0	0	0	0	0	0	0	0	0	0
03:00 - 03:14	0	0	0	0	0	0	0	0	0	0	0	0	0	0
03:15 - 03:29	0	0	0	0	1	0	0	0	0	0	0	0	0	1
03:30 - 03:44	0	0	0	0	0	0	0	0	0	0	0	0	0	0
03:45 - 03:59	0	0	0	0	0	0	0	0	0	0	0	0	0	0
04:00 - 04:14	0	0	0	0	0	0	0	0	0	0	0	0	0	0
04:15 - 04:29	0	0	1	0	0	0	0	0	0	0	0	0	0	1
04:30 - 04:44	0	0	0	0	0	0	0	0	0	0	0	0	0	0
04:45 - 04:59	0	0	0	0	0	0	0	0	0	0	0	0	0	0
05:00 - 05:14	0	2	2	0	0	0	0	0	0	0	0	0	0	4
05:15 - 05:29	0	2	0	0	0	0	0	0	0	0	0	0	0	2
05:30 - 05:44	0	2	0	0	0	0	0	0	0	0	0	0	0	2
05:45 - 05:59	0	2	1	0	0	0	0	0	0	0	0	0	0	3
06:00 - 06:14	0	4	0	0	0	0	0	0	0	0	0	0	0	4
06:15 - 06:29	0	4	0	0	0	0	0	0	0	0	0	0	0	4
06:30 - 06:44	0	4	1	0	1	0	0	0	0	0	0	0	0	6
06:45 - 06:59	0	4	0	0	1	0	0	0	0	0	0	0	0	5
07:00 - 07:14	1	10	1	0	1	0	0	0	0	0	0	0	0	13
07:15 - 07:29	0	19	1	1	5	0	0	0	0	0	0	0	0	26
07:30 - 07:44	0	30	6	0	0	0	0	0	0	0	0	0	0	36
07:45 - 07:59	0	16	2	0	4	0	0	0	0	0	0	0	0	22
08:00 - 08:14	0	16	3	0	3	0	0	0	0	0	0	0	0	22
08:15 - 08:29	0	24	1	2	1	1	0	0	0	0	0	0	0	29
08:30 - 08:44	0	28	4	0	3	0	0	0	0	0	0	0	0	35
08:45 - 08:59	0	7	2	1	3	2	0	0	0	0	0	0	0	15
09:00 - 09:14	0	14	6	0	1	0	0	0	0	0	0	0	0	21
09:15 - 09:29	0	6	3	0	3	0	0	0	0	0	0	0	0	12
09:30 - 09:44	1	12	4	0	0	0	0	0	0	0	0	0	0	17
09:45 - 09:59	0	22	1	0	4	0	0	0	0	0	0	0	0	27
10:00 - 10:14	0	21	1	0	1	0	0	0	0	0	0	0	0	23
10:15 - 10:29	0	16	3	0	3	0	0	0	0	0	0	0	0	22
10:30 - 10:44	0	10	0	0	2	0	0	1	0	0	0	0	0	13
10:45 - 10:59	0	11	3	0	1	0	0	0	0	0	0	0	0	15
11:00 - 11:14	0	23	5	0	3	0	0	0	0	0	0	0	0	31
11:15 - 11:29	0	22	1	0	2	0	0	0	0	0	0	0	0	25
11:30 - 11:44	0	26	2	0	2	0	0	0	0	0	0	0	0	30
11:45 - 11:59	0	26	3	0	2	0	0	0	0	0	0	0	0	31
12:00 - 12:14	0	15	5	0	5	0	0	0	0	0	0	0	0	25
12:15 - 12:29	0	23	6	0	2	0	0	0	0	0	0	0	0	31
12:30 - 12:44	1	27	5	0	2	0	0	0	0	0	0	0	0	35
12:45 - 12:59	0	19	3	1	6	0	0	0	0	0	0	0	0	29

Daily Northbound Classes Report

Study Date: Tuesday, 05/02/2023

Unit ID:

Location: 750 West, North Location

	#1	#2	#3	#4	#5	#6	#7	#8	#9	#10	#11	#12	#13	Total
13:00 - 13:14	0	15	6	0	0	0	0	0	0	0	0	0	0	21
13:15 - 13:29	1	13	1	0	1	0	0	0	0	0	0	0	0	16
13:30 - 13:44	0	21	1	0	2	0	0	1	0	0	0	0	0	25
13:45 - 13:59	0	24	2	0	4	0	0	0	0	0	0	0	0	30
14:00 - 14:14	0	29	5	0	1	0	0	0	0	0	0	0	0	35
14:15 - 14:29	1	18	2	0	2	0	0	0	0	0	0	0	0	23
14:30 - 14:44	0	36	2	0	3	0	0	0	0	0	0	0	0	41
14:45 - 14:59	0	32	3	0	3	0	0	0	0	0	0	0	0	38
15:00 - 15:14	0	51	1	0	8	0	0	0	0	0	0	0	0	60
15:15 - 15:29	1	30	6	0	5	0	0	2	0	0	0	0	0	44
15:30 - 15:44	0	43	7	1	5	0	0	0	0	0	0	0	0	56
15:45 - 15:59	0	29	5	0	2	0	0	1	0	0	0	0	0	37
16:00 - 16:14	0	33	2	0	4	0	0	0	0	0	0	0	0	39
16:15 - 16:29	0	32	2	0	2	0	0	0	0	0	0	0	0	36
16:30 - 16:44	0	42	3	0	8	0	0	0	0	0	0	0	0	53
16:45 - 16:59	1	42	10	0	7	0	0	0	0	0	0	0	0	60
17:00 - 17:14	0	44	5	0	1	0	0	0	0	0	0	0	0	50
17:15 - 17:29	0	38	6	0	7	0	0	0	0	0	0	0	0	51
17:30 - 17:44	2	36	4	0	4	0	0	0	0	0	0	0	0	46
17:45 - 17:59	0	25	4	0	8	0	0	0	0	0	0	0	0	37
18:00 - 18:14	1	27	5	0	3	0	0	0	0	0	0	0	0	36
18:15 - 18:29	0	18	1	0	3	0	0	1	0	0	0	0	0	23
18:30 - 18:44	0	19	3	0	3	0	0	0	0	0	0	0	0	25
18:45 - 18:59	0	17	4	0	2	0	0	0	0	0	0	0	0	23
19:00 - 19:14	1	27	4	0	2	0	0	0	0	0	0	0	0	34
19:15 - 19:29	0	28	4	0	3	0	0	0	0	0	0	0	0	35
19:30 - 19:44	0	26	4	0	4	0	0	0	0	0	0	0	0	34
19:45 - 19:59	0	14	2	0	1	0	0	0	0	0	0	0	0	17
20:00 - 20:14	1	13	4	0	1	0	0	1	0	0	0	0	0	20
20:15 - 20:29	0	11	5	0	3	0	0	0	0	0	0	0	0	19
20:30 - 20:44	0	18	1	0	4	0	0	0	0	0	0	0	0	23
20:45 - 20:59	1	14	1	0	3	0	0	0	0	0	0	0	0	19
21:00 - 21:14	0	10	0	0	2	0	0	0	0	0	0	0	0	12
21:15 - 21:29	0	12	4	0	1	0	0	0	0	0	0	0	0	17
21:30 - 21:44	0	12	1	0	1	0	0	0	0	0	0	0	0	14
21:45 - 21:59	0	7	1	0	2	0	0	0	0	0	0	0	0	10
22:00 - 22:14	0	6	2	0	2	0	0	0	0	0	0	0	0	10
22:15 - 22:29	0	8	0	0	1	0	0	0	0	0	0	0	0	9
22:30 - 22:44	0	3	0	0	0	0	0	0	0	0	0	0	0	3
22:45 - 22:59	0	1	0	0	0	0	0	0	0	0	0	0	0	1
23:00 - 23:14	0	4	0	0	0	0	0	0	0	0	0	0	0	4
23:15 - 23:29	0	2	0	0	0	0	0	0	0	0	0	0	0	2
23:30 - 23:44	0	0	0	0	0	0	0	0	0	0	0	0	0	0
23:45 - 23:59	0	1	0	0	0	0	0	0	0	0	0	0	0	1
Totals	13	1413	200	6	183	3	0	7	0	0	0	0	0	1825
Percent of Total	0.7	77.4	11.0	0.3	10.0	0.2	0.0	0.4	0.0	0.0	0.0	0.0	0.0	100
Percent of AM	0.4	77.1	11.2	0.8	9.7	0.6	0.0	0.2	0.0	0.0	0.0	0.0	0.0	100
Percent of PM	0.8	77.5	10.8	0.2	10.2	0.0	0.0	0.5	0.0	0.0	0.0	0.0	0.0	100

Daily Northbound Classes Report

Study Date: Tuesday, 05/02/2023

Unit ID:

Location: 750 West, North Location

Truck Summary:

Total Trucks: 199 % Trucks: 10.9 AM % Trucks: 11.2 PM % Trucks: 10.8

Classification Scheme: FHWA (ID: 1)

#1	Motorcycles - 2 Axles	#6	Single Unit Truck - 3 Axles	#11	Multi-Unit - 5 Axles or Less
#2	Passenger Cars - 2 Axles	#7	Single Unit - 4 Axles	#12	Multi-Unit - 6 Axles
#3	Pickup Trucks, Vans - 2 Axles	#8	Single Unit - 4 Axles or Less	#13	Multi-Unit - 7 Axles or More
#4	Buses	#9	Double Unit - 5 Axles		
#5	Single Unit - 2 Axles, 6 Tires	#10	Double Unit - 6 Axles or More		

Daily Southbound Classes Report

Study Date: Tuesday, 05/02/2023

Unit ID:

Location: 750 West, North Location

	#1	#2	#3	#4	#5	#6	#7	#8	#9	#10	#11	#12	#13	Total
00:00 - 00:14	0	0	0	0	0	0	0	0	0	0	0	0	0	0
00:15 - 00:29	0	0	0	0	0	0	0	0	0	0	0	0	0	0
00:30 - 00:44	0	0	1	0	0	0	0	0	0	0	0	0	0	1
00:45 - 00:59	0	0	0	0	1	0	0	0	0	0	0	0	0	1
01:00 - 01:14	0	0	0	0	0	0	0	0	0	0	0	0	0	0
01:15 - 01:29	0	1	0	0	1	0	0	0	0	0	0	0	0	2
01:30 - 01:44	0	1	0	0	0	0	0	0	0	0	0	0	0	1
01:45 - 01:59	0	0	1	0	0	0	0	0	0	0	0	0	0	1
02:00 - 02:14	0	0	0	0	0	0	0	0	0	0	0	0	0	0
02:15 - 02:29	0	0	0	0	0	0	0	0	0	0	0	0	0	0
02:30 - 02:44	0	0	0	0	0	0	0	0	0	0	0	0	0	0
02:45 - 02:59	0	0	0	0	0	0	0	0	0	0	0	0	0	0
03:00 - 03:14	0	0	0	0	0	0	0	0	0	0	0	0	0	0
03:15 - 03:29	0	0	0	0	0	0	0	0	0	0	0	0	0	0
03:30 - 03:44	0	0	0	0	0	0	0	0	0	0	0	0	0	0
03:45 - 03:59	0	1	1	0	0	0	0	0	0	0	0	0	0	2
04:00 - 04:14	0	0	0	0	0	0	0	0	0	0	0	0	0	0
04:15 - 04:29	0	1	0	0	0	0	0	0	0	0	0	0	0	1
04:30 - 04:44	0	3	0	0	2	0	0	0	0	0	0	0	0	5
04:45 - 04:59	0	0	0	0	1	0	0	0	0	0	0	0	0	1
05:00 - 05:14	0	1	0	0	1	0	0	0	0	0	0	0	0	2
05:15 - 05:29	0	4	0	0	1	0	0	0	0	0	0	0	0	5
05:30 - 05:44	0	6	1	0	0	0	0	0	0	0	0	0	0	7
05:45 - 05:59	0	4	4	0	2	0	0	0	0	0	0	0	0	10
06:00 - 06:14	0	6	0	0	0	0	0	0	0	0	0	0	0	6
06:15 - 06:29	1	2	2	0	0	0	0	0	0	0	0	0	0	5
06:30 - 06:44	0	6	3	0	1	0	0	0	0	0	0	0	0	10
06:45 - 06:59	0	5	4	0	3	0	0	0	0	0	0	0	0	12
07:00 - 07:14	0	9	1	0	0	0	0	0	0	0	0	0	0	10
07:15 - 07:29	0	16	3	0	3	0	0	0	0	0	0	0	0	22
07:30 - 07:44	0	20	1	0	5	0	0	0	0	0	0	0	0	26
07:45 - 07:59	0	37	5	0	4	0	0	0	0	0	0	0	0	46
08:00 - 08:14	0	16	1	0	4	0	0	0	0	0	0	0	0	21
08:15 - 08:29	0	16	1	0	5	0	0	0	0	0	0	0	0	22
08:30 - 08:44	0	32	3	0	3	0	0	0	0	0	0	0	0	38
08:45 - 08:59	0	23	1	0	7	0	0	0	0	0	0	0	0	31
09:00 - 09:14	0	15	1	0	5	0	0	0	0	0	0	0	0	21
09:15 - 09:29	0	14	4	0	1	0	0	0	0	0	0	0	0	19
09:30 - 09:44	0	9	1	0	1	0	0	0	0	0	0	0	0	11
09:45 - 09:59	0	25	3	0	3	0	0	0	0	0	0	0	0	31
10:00 - 10:14	0	9	4	0	2	1	0	0	0	0	0	0	0	16
10:15 - 10:29	0	10	2	0	5	0	0	0	0	0	0	0	0	17
10:30 - 10:44	0	18	2	0	3	1	0	0	0	0	0	0	0	24
10:45 - 10:59	0	13	4	0	2	0	0	0	0	0	0	0	0	19
11:00 - 11:14	0	9	1	0	0	0	0	0	0	0	0	0	0	10
11:15 - 11:29	0	24	5	0	0	0	0	0	0	0	0	0	0	29
11:30 - 11:44	0	11	4	0	1	0	0	0	0	0	0	0	0	16
11:45 - 11:59	0	23	6	0	3	0	0	0	0	0	0	0	0	32
12:00 - 12:14	0	20	3	0	3	0	0	0	0	0	0	0	0	26
12:15 - 12:29	0	21	4	0	0	1	0	0	0	0	0	0	0	26
12:30 - 12:44	0	19	2	0	5	0	0	1	0	0	0	0	0	27
12:45 - 12:59	0	15	2	0	1	0	0	0	0	0	0	0	0	18

Daily Southbound Classes Report

Study Date: Tuesday, 05/02/2023

Unit ID:

Location: 750 West, North Location

	#1	#2	#3	#4	#5	#6	#7	#8	#9	#10	#11	#12	#13	Total
13:00 - 13:14	0	13	3	0	1	0	0	0	0	0	0	0	0	17
13:15 - 13:29	0	20	5	0	3	0	0	1	0	0	0	0	0	29
13:30 - 13:44	0	19	4	0	3	0	0	0	0	0	0	0	0	26
13:45 - 13:59	0	17	0	0	4	0	0	0	0	0	0	0	0	21
14:00 - 14:14	0	16	0	0	1	0	0	0	0	0	0	0	0	17
14:15 - 14:29	0	20	0	1	3	0	0	0	0	0	0	0	0	24
14:30 - 14:44	0	25	2	2	6	0	0	0	0	0	0	0	0	35
14:45 - 14:59	0	24	3	1	3	0	0	0	0	0	0	0	0	31
15:00 - 15:14	1	27	2	3	3	0	0	0	0	0	0	0	0	36
15:15 - 15:29	0	33	3	0	2	1	0	1	0	0	0	0	0	40
15:30 - 15:44	0	32	1	0	1	0	0	0	0	0	0	0	0	34
15:45 - 15:59	0	25	4	0	1	0	0	1	0	0	0	1	0	32
16:00 - 16:14	0	16	2	0	6	0	0	0	0	0	0	0	0	24
16:15 - 16:29	1	14	3	0	3	0	0	0	0	0	0	0	0	21
16:30 - 16:44	1	32	2	0	2	0	0	1	0	0	0	0	0	38
16:45 - 16:59	0	23	3	0	5	0	0	0	0	0	0	0	0	31
17:00 - 17:14	0	21	2	0	1	0	0	0	0	0	0	0	0	24
17:15 - 17:29	0	33	2	0	4	0	0	0	0	0	0	0	0	39
17:30 - 17:44	0	24	4	0	4	0	0	0	0	0	0	0	0	32
17:45 - 17:59	1	17	3	0	6	0	0	0	0	0	0	0	0	27
18:00 - 18:14	0	27	6	0	2	0	0	0	0	0	0	0	0	35
18:15 - 18:29	1	17	7	0	3	0	0	0	0	0	0	0	0	28
18:30 - 18:44	0	20	0	0	5	0	0	0	0	0	0	0	0	25
18:45 - 18:59	0	21	3	0	2	0	0	0	0	0	0	0	0	26
19:00 - 19:14	0	16	3	0	2	0	0	1	0	0	0	0	0	22
19:15 - 19:29	0	11	0	0	6	0	0	1	0	0	0	0	0	18
19:30 - 19:44	0	10	3	0	2	0	0	0	0	0	0	0	0	15
19:45 - 19:59	0	8	1	0	6	0	0	0	0	0	0	0	0	15
20:00 - 20:14	0	10	0	0	2	1	0	0	0	0	0	0	0	13
20:15 - 20:29	0	8	0	0	2	0	0	0	0	0	0	0	0	10
20:30 - 20:44	0	11	2	0	1	0	0	0	0	0	0	0	0	14
20:45 - 20:59	0	6	2	0	1	0	0	0	0	0	0	0	0	9
21:00 - 21:14	0	3	3	0	1	0	0	0	0	0	0	0	0	7
21:15 - 21:29	0	6	2	0	0	0	0	0	0	0	0	0	0	8
21:30 - 21:44	0	7	1	0	1	0	0	0	0	0	0	0	0	9
21:45 - 21:59	0	2	0	0	2	0	0	0	0	0	0	0	0	4
22:00 - 22:14	0	3	0	0	1	0	0	0	0	0	0	0	0	4
22:15 - 22:29	0	5	1	0	0	0	0	0	0	0	0	0	0	6
22:30 - 22:44	0	2	0	0	0	0	0	0	0	0	0	0	0	2
22:45 - 22:59	0	2	0	0	0	0	0	0	0	0	0	0	0	2
23:00 - 23:14	0	3	1	0	1	0	0	0	0	0	0	0	0	5
23:15 - 23:29	0	2	0	0	0	0	0	0	0	0	0	0	0	2
23:30 - 23:44	0	1	0	0	0	0	0	0	0	0	0	0	0	1
23:45 - 23:59	0	1	0	0	0	0	0	0	0	0	0	0	0	1
Totals	6	1118	164	7	181	5	0	7	0	0	0	1	0	1489
Percent of Total	0.4	75.1	11.0	0.5	12.2	0.3	0.0	0.5	0.0	0.0	0.0	0.1	0.0	100
Percent of AM	0.2	73.2	13.1	0.0	13.1	0.4	0.0	0.0	0.0	0.0	0.0	0.0	0.0	100
Percent of PM	0.5	76.2	9.8	0.7	11.6	0.3	0.0	0.7	0.0	0.0	0.0	0.1	0.0	100

Daily Southbound Classes Report

Study Date: Tuesday, 05/02/2023

Unit ID:

Location: 750 West, North Location

Truck Summary:

Total Trucks: 201 % Trucks: 13.5 AM % Trucks: 13.5 PM % Trucks: 13.5

Classification Scheme: FHWA (ID: 1)

#1	Motorcycles - 2 Axles	#6	Single Unit Truck - 3 Axles	#11	Multi-Unit - 5 Axles or Less
#2	Passenger Cars - 2 Axles	#7	Single Unit - 4 Axles	#12	Multi-Unit - 6 Axles
#3	Pickup Trucks, Vans - 2 Axles	#8	Single Unit - 4 Axles or Less	#13	Multi-Unit - 7 Axles or More
#4	Buses	#9	Double Unit - 5 Axles		
#5	Single Unit - 2 Axles, 6 Tires	#10	Double Unit - 6 Axles or More		

Daily Total Classes Report

Study Date: Tuesday, 05/02/2023

Unit ID:

Location: 750 West, North Location

	#1	#2	#3	#4	#5	#6	#7	#8	#9	#10	#11	#12	#13	Total
00:00 - 00:14	0	0	0	0	0	0	0	0	0	0	0	0	0	0
00:15 - 00:29	0	1	0	0	0	0	0	0	0	0	0	0	0	1
00:30 - 00:44	0	3	1	0	1	0	0	0	0	0	0	0	0	5
00:45 - 00:59	0	2	0	0	2	0	0	0	0	0	0	0	0	4
01:00 - 01:14	0	2	0	0	0	0	0	0	0	0	0	0	0	2
01:15 - 01:29	0	2	0	0	1	0	0	0	0	0	0	0	0	3
01:30 - 01:44	0	3	0	0	1	0	0	0	0	0	0	0	0	4
01:45 - 01:59	0	1	1	0	0	0	0	0	0	0	0	0	0	2
02:00 - 02:14	0	1	0	0	0	0	0	0	0	0	0	0	0	1
02:15 - 02:29	0	1	0	0	0	0	0	0	0	0	0	0	0	1
02:30 - 02:44	0	1	1	0	0	0	0	0	0	0	0	0	0	2
02:45 - 02:59	0	0	0	0	0	0	0	0	0	0	0	0	0	0
03:00 - 03:14	0	0	0	0	0	0	0	0	0	0	0	0	0	0
03:15 - 03:29	0	0	0	0	1	0	0	0	0	0	0	0	0	1
03:30 - 03:44	0	0	0	0	0	0	0	0	0	0	0	0	0	0
03:45 - 03:59	0	1	1	0	0	0	0	0	0	0	0	0	0	2
04:00 - 04:14	0	0	0	0	0	0	0	0	0	0	0	0	0	0
04:15 - 04:29	0	1	1	0	0	0	0	0	0	0	0	0	0	2
04:30 - 04:44	0	3	0	0	2	0	0	0	0	0	0	0	0	5
04:45 - 04:59	0	0	0	0	1	0	0	0	0	0	0	0	0	1
05:00 - 05:14	0	3	2	0	1	0	0	0	0	0	0	0	0	6
05:15 - 05:29	0	6	0	0	1	0	0	0	0	0	0	0	0	7
05:30 - 05:44	0	8	1	0	0	0	0	0	0	0	0	0	0	9
05:45 - 05:59	0	6	5	0	2	0	0	0	0	0	0	0	0	13
06:00 - 06:14	0	10	0	0	0	0	0	0	0	0	0	0	0	10
06:15 - 06:29	1	6	2	0	0	0	0	0	0	0	0	0	0	9
06:30 - 06:44	0	10	4	0	2	0	0	0	0	0	0	0	0	16
06:45 - 06:59	0	9	4	0	4	0	0	0	0	0	0	0	0	17
07:00 - 07:14	1	19	2	0	1	0	0	0	0	0	0	0	0	23
07:15 - 07:29	0	35	4	1	8	0	0	0	0	0	0	0	0	48
07:30 - 07:44	0	50	7	0	5	0	0	0	0	0	0	0	0	62
07:45 - 07:59	0	53	7	0	8	0	0	0	0	0	0	0	0	68
08:00 - 08:14	0	32	4	0	7	0	0	0	0	0	0	0	0	43
08:15 - 08:29	0	40	2	2	6	1	0	0	0	0	0	0	0	51
08:30 - 08:44	0	60	7	0	6	0	0	0	0	0	0	0	0	73
08:45 - 08:59	0	30	3	1	10	2	0	0	0	0	0	0	0	46
09:00 - 09:14	0	29	7	0	6	0	0	0	0	0	0	0	0	42
09:15 - 09:29	0	20	7	0	4	0	0	0	0	0	0	0	0	31
09:30 - 09:44	1	21	5	0	1	0	0	0	0	0	0	0	0	28
09:45 - 09:59	0	47	4	0	7	0	0	0	0	0	0	0	0	58
10:00 - 10:14	0	30	5	0	3	1	0	0	0	0	0	0	0	39
10:15 - 10:29	0	26	5	0	8	0	0	0	0	0	0	0	0	39
10:30 - 10:44	0	28	2	0	5	1	0	1	0	0	0	0	0	37
10:45 - 10:59	0	24	7	0	3	0	0	0	0	0	0	0	0	34
11:00 - 11:14	0	32	6	0	3	0	0	0	0	0	0	0	0	41
11:15 - 11:29	0	46	6	0	2	0	0	0	0	0	0	0	0	54
11:30 - 11:44	0	37	6	0	3	0	0	0	0	0	0	0	0	46
11:45 - 11:59	0	49	9	0	5	0	0	0	0	0	0	0	0	63
12:00 - 12:14	0	35	8	0	8	0	0	0	0	0	0	0	0	51
12:15 - 12:29	0	44	10	0	2	1	0	0	0	0	0	0	0	57
12:30 - 12:44	1	46	7	0	7	0	0	1	0	0	0	0	0	62
12:45 - 12:59	0	34	5	1	7	0	0	0	0	0	0	0	0	47

Daily Total Classes Report

Study Date: Tuesday, 05/02/2023

Unit ID:

Location: 750 West, North Location

	#1	#2	#3	#4	#5	#6	#7	#8	#9	#10	#11	#12	#13	Total
13:00 - 13:14	0	28	9	0	1	0	0	0	0	0	0	0	0	38
13:15 - 13:29	1	33	6	0	4	0	0	1	0	0	0	0	0	45
13:30 - 13:44	0	40	5	0	5	0	0	1	0	0	0	0	0	51
13:45 - 13:59	0	41	2	0	8	0	0	0	0	0	0	0	0	51
14:00 - 14:14	0	45	5	0	2	0	0	0	0	0	0	0	0	52
14:15 - 14:29	1	38	2	1	5	0	0	0	0	0	0	0	0	47
14:30 - 14:44	0	61	4	2	9	0	0	0	0	0	0	0	0	76
14:45 - 14:59	0	56	6	1	6	0	0	0	0	0	0	0	0	69
15:00 - 15:14	1	78	3	3	11	0	0	0	0	0	0	0	0	96
15:15 - 15:29	1	63	9	0	7	1	0	3	0	0	0	0	0	84
15:30 - 15:44	0	75	8	1	6	0	0	0	0	0	0	0	0	90
15:45 - 15:59	0	54	9	0	3	0	0	2	0	0	0	1	0	69
16:00 - 16:14	0	49	4	0	10	0	0	0	0	0	0	0	0	63
16:15 - 16:29	1	46	5	0	5	0	0	0	0	0	0	0	0	57
16:30 - 16:44	1	74	5	0	10	0	0	1	0	0	0	0	0	91
16:45 - 16:59	1	65	13	0	12	0	0	0	0	0	0	0	0	91
17:00 - 17:14	0	65	7	0	2	0	0	0	0	0	0	0	0	74
17:15 - 17:29	0	71	8	0	11	0	0	0	0	0	0	0	0	90
17:30 - 17:44	2	60	8	0	8	0	0	0	0	0	0	0	0	78
17:45 - 17:59	1	42	7	0	14	0	0	0	0	0	0	0	0	64
18:00 - 18:14	1	54	11	0	5	0	0	0	0	0	0	0	0	71
18:15 - 18:29	1	35	8	0	6	0	0	1	0	0	0	0	0	51
18:30 - 18:44	0	39	3	0	8	0	0	0	0	0	0	0	0	50
18:45 - 18:59	0	38	7	0	4	0	0	0	0	0	0	0	0	49
19:00 - 19:14	1	43	7	0	4	0	0	1	0	0	0	0	0	56
19:15 - 19:29	0	39	4	0	9	0	0	1	0	0	0	0	0	53
19:30 - 19:44	0	36	7	0	6	0	0	0	0	0	0	0	0	49
19:45 - 19:59	0	22	3	0	7	0	0	0	0	0	0	0	0	32
20:00 - 20:14	1	23	4	0	3	1	0	1	0	0	0	0	0	33
20:15 - 20:29	0	19	5	0	5	0	0	0	0	0	0	0	0	29
20:30 - 20:44	0	29	3	0	5	0	0	0	0	0	0	0	0	37
20:45 - 20:59	1	20	3	0	4	0	0	0	0	0	0	0	0	28
21:00 - 21:14	0	13	3	0	3	0	0	0	0	0	0	0	0	19
21:15 - 21:29	0	18	6	0	1	0	0	0	0	0	0	0	0	25
21:30 - 21:44	0	19	2	0	2	0	0	0	0	0	0	0	0	23
21:45 - 21:59	0	9	1	0	4	0	0	0	0	0	0	0	0	14
22:00 - 22:14	0	9	2	0	3	0	0	0	0	0	0	0	0	14
22:15 - 22:29	0	13	1	0	1	0	0	0	0	0	0	0	0	15
22:30 - 22:44	0	5	0	0	0	0	0	0	0	0	0	0	0	5
22:45 - 22:59	0	3	0	0	0	0	0	0	0	0	0	0	0	3
23:00 - 23:14	0	7	1	0	1	0	0	0	0	0	0	0	0	9
23:15 - 23:29	0	4	0	0	0	0	0	0	0	0	0	0	0	4
23:30 - 23:44	0	1	0	0	0	0	0	0	0	0	0	0	0	1
23:45 - 23:59	0	2	0	0	0	0	0	0	0	0	0	0	0	2
Totals	19	2531	364	13	364	8	0	14	0	0	0	1	0	3314
Percent of Total	0.6	76.4	11.0	0.4	11.0	0.2	0.0	0.4	0.0	0.0	0.0	0.0	0.0	100
Percent of AM	0.3	75.1	12.2	0.4	11.4	0.5	0.0	0.1	0.0	0.0	0.0	0.0	0.0	100
Percent of PM	0.7	77.0	10.4	0.4	10.8	0.1	0.0	0.6	0.0	0.0	0.0	0.0	0.0	100

Daily Total Classes Report

Study Date: Tuesday, 05/02/2023

Unit ID:

Location: 750 West, North Location

Truck Summary:

Total Trucks: 400 % Trucks: 12.1 AM % Trucks: 12.4 PM % Trucks: 11.9

Classification Scheme: FHWA (ID: 1)

#1	Motorcycles - 2 Axles	#6	Single Unit Truck - 3 Axles	#11	Multi-Unit - 5 Axles or Less
#2	Passenger Cars - 2 Axles	#7	Single Unit - 4 Axles	#12	Multi-Unit - 6 Axles
#3	Pickup Trucks, Vans - 2 Axles	#8	Single Unit - 4 Axles or Less	#13	Multi-Unit - 7 Axles or More
#4	Buses	#9	Double Unit - 5 Axles		
#5	Single Unit - 2 Axles, 6 Tires	#10	Double Unit - 6 Axles or More		

Daily Northbound Speeds (MPH)

Study Date: Tuesday, 05/02/2023

Unit ID:

Location: 750 West, North Location

Posted Speed: 30

	5-14	15-19	20-24	25-29	30-34	35-39	40-44	45-49	50-54	55-59	60-64	65-69	70-74	75-79	80-99	Total
00:00 - 00:14	0	0	0	0	0	0	0	0	0	0	0	0	0	0	0	0
00:15 - 00:29	0	0	0	1	0	0	0	0	0	0	0	0	0	0	0	1
00:30 - 00:44	0	0	0	3	1	0	0	0	0	0	0	0	0	0	0	4
00:45 - 00:59	0	0	1	1	0	1	0	0	0	0	0	0	0	0	0	3
01:00 - 01:14	0	0	1	1	0	0	0	0	0	0	0	0	0	0	0	2
01:15 - 01:29	0	0	0	0	0	1	0	0	0	0	0	0	0	0	0	1
01:30 - 01:44	0	0	0	1	2	0	0	0	0	0	0	0	0	0	0	3
01:45 - 01:59	0	0	0	1	0	0	0	0	0	0	0	0	0	0	0	1
02:00 - 02:14	0	0	1	0	0	0	0	0	0	0	0	0	0	0	0	1
02:15 - 02:29	0	0	0	0	0	1	0	0	0	0	0	0	0	0	0	1
02:30 - 02:44	0	0	0	0	1	1	0	0	0	0	0	0	0	0	0	2
02:45 - 02:59	0	0	0	0	0	0	0	0	0	0	0	0	0	0	0	0
03:00 - 03:14	0	0	0	0	0	0	0	0	0	0	0	0	0	0	0	0
03:15 - 03:29	0	0	0	0	1	0	0	0	0	0	0	0	0	0	0	1
03:30 - 03:44	0	0	0	0	0	0	0	0	0	0	0	0	0	0	0	0
03:45 - 03:59	0	0	0	0	0	0	0	0	0	0	0	0	0	0	0	0
04:00 - 04:14	0	0	0	0	0	0	0	0	0	0	0	0	0	0	0	0
04:15 - 04:29	0	1	0	0	0	0	0	0	0	0	0	0	0	0	0	1
04:30 - 04:44	0	0	0	0	0	0	0	0	0	0	0	0	0	0	0	0
04:45 - 04:59	0	0	0	0	0	0	0	0	0	0	0	0	0	0	0	0
05:00 - 05:14	0	0	0	1	2	1	0	0	0	0	0	0	0	0	0	4
05:15 - 05:29	0	0	0	1	0	1	0	0	0	0	0	0	0	0	0	2
05:30 - 05:44	0	0	1	1	0	0	0	0	0	0	0	0	0	0	0	2
05:45 - 05:59	0	1	1	0	1	0	0	0	0	0	0	0	0	0	0	3
06:00 - 06:14	0	1	0	2	1	0	0	0	0	0	0	0	0	0	0	4
06:15 - 06:29	0	0	0	3	1	0	0	0	0	0	0	0	0	0	0	4
06:30 - 06:44	0	0	0	4	1	1	0	0	0	0	0	0	0	0	0	6
06:45 - 06:59	0	0	1	2	2	0	0	0	0	0	0	0	0	0	0	5
07:00 - 07:14	0	0	0	6	5	1	1	0	0	0	0	0	0	0	0	13
07:15 - 07:29	1	0	2	15	6	2	0	0	0	0	0	0	0	0	0	26
07:30 - 07:44	1	1	5	20	8	1	0	0	0	0	0	0	0	0	0	36
07:45 - 07:59	2	1	2	13	4	0	0	0	0	0	0	0	0	0	0	22
08:00 - 08:14	2	3	11	4	2	0	0	0	0	0	0	0	0	0	0	22
08:15 - 08:29	1	0	6	12	9	0	1	0	0	0	0	0	0	0	0	29
08:30 - 08:44	0	5	5	12	12	0	1	0	0	0	0	0	0	0	0	35
08:45 - 08:59	0	1	4	8	2	0	0	0	0	0	0	0	0	0	0	15
09:00 - 09:14	0	0	4	8	6	3	0	0	0	0	0	0	0	0	0	21
09:15 - 09:29	0	0	1	3	7	1	0	0	0	0	0	0	0	0	0	12
09:30 - 09:44	0	0	2	4	7	3	1	0	0	0	0	0	0	0	0	17
09:45 - 09:59	0	1	5	7	12	2	0	0	0	0	0	0	0	0	0	27
10:00 - 10:14	0	0	2	9	12	0	0	0	0	0	0	0	0	0	0	23
10:15 - 10:29	1	2	6	7	6	0	0	0	0	0	0	0	0	0	0	22
10:30 - 10:44	0	1	0	6	6	0	0	0	0	0	0	0	0	0	0	13
10:45 - 10:59	0	0	1	8	5	1	0	0	0	0	0	0	0	0	0	15
11:00 - 11:14	1	0	5	13	12	0	0	0	0	0	0	0	0	0	0	31
11:15 - 11:29	0	0	5	10	10	0	0	0	0	0	0	0	0	0	0	25
11:30 - 11:44	0	1	2	11	14	2	0	0	0	0	0	0	0	0	0	30
11:45 - 11:59	1	1	4	12	13	0	0	0	0	0	0	0	0	0	0	31
12:00 - 12:14	1	0	10	7	7	0	0	0	0	0	0	0	0	0	0	25
12:15 - 12:29	0	8	8	10	5	0	0	0	0	0	0	0	0	0	0	31
12:30 - 12:44	0	1	4	11	18	1	0	0	0	0	0	0	0	0	0	35

Daily Northbound Speeds (MPH)

Study Date: Tuesday, 05/02/2023

Unit ID:

Location: 750 West, North Location

Posted Speed: 30

	5-14	15-19	20-24	25-29	30-34	35-39	40-44	45-49	50-54	55-59	60-64	65-69	70-74	75-79	80-99	Total
12:45 - 12:59	1	1	7	15	3	2	0	0	0	0	0	0	0	0	0	29
13:00 - 13:14	0	4	4	11	2	0	0	0	0	0	0	0	0	0	0	21
13:15 - 13:29	0	0	3	6	7	0	0	0	0	0	0	0	0	0	0	16
13:30 - 13:44	0	1	4	12	8	0	0	0	0	0	0	0	0	0	0	25
13:45 - 13:59	0	1	2	15	10	2	0	0	0	0	0	0	0	0	0	30
14:00 - 14:14	1	4	7	11	12	0	0	0	0	0	0	0	0	0	0	35
14:15 - 14:29	0	1	4	14	3	1	0	0	0	0	0	0	0	0	0	23
14:30 - 14:44	0	1	5	22	12	1	0	0	0	0	0	0	0	0	0	41
14:45 - 14:59	1	0	6	18	9	4	0	0	0	0	0	0	0	0	0	38
15:00 - 15:14	2	0	6	33	17	2	0	0	0	0	0	0	0	0	0	60
15:15 - 15:29	0	0	8	16	19	1	0	0	0	0	0	0	0	0	0	44
15:30 - 15:44	0	2	5	25	20	2	1	0	1	0	0	0	0	0	0	56
15:45 - 15:59	1	3	2	20	10	0	0	0	1	0	0	0	0	0	0	37
16:00 - 16:14	0	0	3	20	14	1	1	0	0	0	0	0	0	0	0	39
16:15 - 16:29	0	0	1	15	19	1	0	0	0	0	0	0	0	0	0	36
16:30 - 16:44	1	0	0	15	36	1	0	0	0	0	0	0	0	0	0	53
16:45 - 16:59	0	0	1	11	40	7	1	0	0	0	0	0	0	0	0	60
17:00 - 17:14	0	0	2	19	25	4	0	0	0	0	0	0	0	0	0	50
17:15 - 17:29	1	0	3	21	23	3	0	0	0	0	0	0	0	0	0	51
17:30 - 17:44	0	0	0	14	27	5	0	0	0	0	0	0	0	0	0	46
17:45 - 17:59	0	0	2	10	18	7	0	0	0	0	0	0	0	0	0	37
18:00 - 18:14	0	0	0	14	13	9	0	0	0	0	0	0	0	0	0	36
18:15 - 18:29	0	0	0	11	11	1	0	0	0	0	0	0	0	0	0	23
18:30 - 18:44	0	0	0	7	15	2	1	0	0	0	0	0	0	0	0	25
18:45 - 18:59	0	0	1	9	6	7	0	0	0	0	0	0	0	0	0	23
19:00 - 19:14	0	0	4	14	12	3	1	0	0	0	0	0	0	0	0	34
19:15 - 19:29	0	0	2	11	19	3	0	0	0	0	0	0	0	0	0	35
19:30 - 19:44	0	0	3	12	16	3	0	0	0	0	0	0	0	0	0	34
19:45 - 19:59	0	0	1	6	9	1	0	0	0	0	0	0	0	0	0	17
20:00 - 20:14	4	1	2	8	3	2	0	0	0	0	0	0	0	0	0	20
20:15 - 20:29	0	1	1	7	10	0	0	0	0	0	0	0	0	0	0	19
20:30 - 20:44	0	0	0	14	7	2	0	0	0	0	0	0	0	0	0	23
20:45 - 20:59	0	0	0	14	4	1	0	0	0	0	0	0	0	0	0	19
21:00 - 21:14	0	0	0	9	3	0	0	0	0	0	0	0	0	0	0	12
21:15 - 21:29	0	0	2	12	3	0	0	0	0	0	0	0	0	0	0	17
21:30 - 21:44	0	0	0	8	6	0	0	0	0	0	0	0	0	0	0	14
21:45 - 21:59	0	0	0	6	4	0	0	0	0	0	0	0	0	0	0	10
22:00 - 22:14	0	0	0	1	7	2	0	0	0	0	0	0	0	0	0	10
22:15 - 22:29	0	0	0	6	3	0	0	0	0	0	0	0	0	0	0	9
22:30 - 22:44	0	0	0	1	0	2	0	0	0	0	0	0	0	0	0	3
22:45 - 22:59	0	0	0	1	0	0	0	0	0	0	0	0	0	0	0	1
23:00 - 23:14	0	0	0	3	1	0	0	0	0	0	0	0	0	0	0	4
23:15 - 23:29	0	0	0	0	1	0	1	0	0	0	0	0	0	0	0	2
23:30 - 23:44	0	0	0	0	0	0	0	0	0	0	0	0	0	0	0	0
23:45 - 23:59	0	0	0	1	0	0	0	0	0	0	0	0	0	0	0	1
Totals	23	49	191	756	688	106	10	0	2	0	0	0	0	0	0	1825
Percent of Total	1.3	2.7	10.5	41.4	37.7	5.8	0.5	0.0	0.1	0.0	0.0	0.0	0.0	0.0	0.0	100
Percent of AM	1.9	3.9	15.1	40.7	33.1	4.5	0.8	0.0	0.0	0.0	0.0	0.0	0.0	0.0	0.0	100
Percent of PM	1.0	2.2	8.6	41.7	39.5	6.3	0.5	0.0	0.2	0.0	0.0	0.0	0.0	0.0	0.0	100

Daily Northbound Speeds (MPH)

Study Date: Tuesday, 05/02/2023

Unit ID:

Location: 750 West, North Location

Posted Speed: 30

Standard Deviation:	5.1 MPH	Ten Mile Pace:	25 to 34 MPH	85th Percentile:	33.9 MPH
Mean Speed:	29.1 MPH	Percent in Ten Mile Pace:	79.1%	15th Percentile:	25.1 MPH
Median Speed:	29.3 MPH			90th Percentile:	34.5 MPH
Modal Speed:	27.5 MPH			95th Percentile:	36.2 MPH

Daily Southbound Speeds (MPH)

Study Date: Tuesday, 05/02/2023

Unit ID:

Location: 750 West, North Location

Posted Speed: 30

	5-14	15-19	20-24	25-29	30-34	35-39	40-44	45-49	50-54	55-59	60-64	65-69	70-74	75-79	80-99	Total
00:00 - 00:14	0	0	0	0	0	0	0	0	0	0	0	0	0	0	0	0
00:15 - 00:29	0	0	0	0	0	0	0	0	0	0	0	0	0	0	0	0
00:30 - 00:44	0	0	0	0	1	0	0	0	0	0	0	0	0	0	0	1
00:45 - 00:59	0	0	0	1	0	0	0	0	0	0	0	0	0	0	0	1
01:00 - 01:14	0	0	0	0	0	0	0	0	0	0	0	0	0	0	0	0
01:15 - 01:29	0	0	0	2	0	0	0	0	0	0	0	0	0	0	0	2
01:30 - 01:44	0	0	0	1	0	0	0	0	0	0	0	0	0	0	0	1
01:45 - 01:59	0	0	0	0	1	0	0	0	0	0	0	0	0	0	0	1
02:00 - 02:14	0	0	0	0	0	0	0	0	0	0	0	0	0	0	0	0
02:15 - 02:29	0	0	0	0	0	0	0	0	0	0	0	0	0	0	0	0
02:30 - 02:44	0	0	0	0	0	0	0	0	0	0	0	0	0	0	0	0
02:45 - 02:59	0	0	0	0	0	0	0	0	0	0	0	0	0	0	0	0
03:00 - 03:14	0	0	0	0	0	0	0	0	0	0	0	0	0	0	0	0
03:15 - 03:29	0	0	0	0	0	0	0	0	0	0	0	0	0	0	0	0
03:30 - 03:44	0	0	0	0	0	0	0	0	0	0	0	0	0	0	0	0
03:45 - 03:59	0	0	0	0	2	0	0	0	0	0	0	0	0	0	0	2
04:00 - 04:14	0	0	0	0	0	0	0	0	0	0	0	0	0	0	0	0
04:15 - 04:29	0	0	0	0	0	0	1	0	0	0	0	0	0	0	0	1
04:30 - 04:44	0	0	0	2	3	0	0	0	0	0	0	0	0	0	0	5
04:45 - 04:59	0	0	0	0	1	0	0	0	0	0	0	0	0	0	0	1
05:00 - 05:14	0	0	0	1	0	1	0	0	0	0	0	0	0	0	0	2
05:15 - 05:29	0	0	0	2	3	0	0	0	0	0	0	0	0	0	0	5
05:30 - 05:44	1	0	1	3	2	0	0	0	0	0	0	0	0	0	0	7
05:45 - 05:59	0	1	0	4	4	0	1	0	0	0	0	0	0	0	0	10
06:00 - 06:14	0	1	0	1	3	1	0	0	0	0	0	0	0	0	0	6
06:15 - 06:29	0	0	0	2	3	0	0	0	0	0	0	0	0	0	0	5
06:30 - 06:44	0	0	2	5	2	1	0	0	0	0	0	0	0	0	0	10
06:45 - 06:59	0	0	2	7	3	0	0	0	0	0	0	0	0	0	0	12
07:00 - 07:14	0	0	1	1	5	3	0	0	0	0	0	0	0	0	0	10
07:15 - 07:29	0	0	2	10	9	1	0	0	0	0	0	0	0	0	0	22
07:30 - 07:44	0	1	6	6	13	0	0	0	0	0	0	0	0	0	0	26
07:45 - 07:59	1	0	5	27	13	0	0	0	0	0	0	0	0	0	0	46
08:00 - 08:14	0	0	8	11	2	0	0	0	0	0	0	0	0	0	0	21
08:15 - 08:29	0	0	6	11	4	1	0	0	0	0	0	0	0	0	0	22
08:30 - 08:44	2	1	6	17	11	1	0	0	0	0	0	0	0	0	0	38
08:45 - 08:59	1	0	5	17	6	2	0	0	0	0	0	0	0	0	0	31
09:00 - 09:14	0	0	2	11	7	1	0	0	0	0	0	0	0	0	0	21
09:15 - 09:29	0	0	0	7	10	2	0	0	0	0	0	0	0	0	0	19
09:30 - 09:44	0	0	0	5	5	1	0	0	0	0	0	0	0	0	0	11
09:45 - 09:59	1	0	3	14	10	2	1	0	0	0	0	0	0	0	0	31
10:00 - 10:14	1	1	2	8	4	0	0	0	0	0	0	0	0	0	0	16
10:15 - 10:29	0	0	2	8	5	2	0	0	0	0	0	0	0	0	0	17
10:30 - 10:44	0	0	7	7	9	1	0	0	0	0	0	0	0	0	0	24
10:45 - 10:59	0	0	5	10	3	1	0	0	0	0	0	0	0	0	0	19
11:00 - 11:14	0	0	2	6	2	0	0	0	0	0	0	0	0	0	0	10
11:15 - 11:29	0	1	6	17	5	0	0	0	0	0	0	0	0	0	0	29
11:30 - 11:44	0	0	1	9	6	0	0	0	0	0	0	0	0	0	0	16
11:45 - 11:59	0	1	4	17	7	3	0	0	0	0	0	0	0	0	0	32
12:00 - 12:14	1	1	5	11	6	1	0	0	0	1	0	0	0	0	0	26
12:15 - 12:29	2	1	12	10	1	0	0	0	0	0	0	0	0	0	0	26
12:30 - 12:44	0	0	9	15	3	0	0	0	0	0	0	0	0	0	0	27

Daily Southbound Speeds (MPH)

Study Date: Tuesday, 05/02/2023

Unit ID:

Location: 750 West, North Location

Posted Speed: 30

	5-14	15-19	20-24	25-29	30-34	35-39	40-44	45-49	50-54	55-59	60-64	65-69	70-74	75-79	80-99	Total
12:45 - 12:59	1	1	2	8	6	0	0	0	0	0	0	0	0	0	0	18
13:00 - 13:14	1	2	3	8	2	1	0	0	0	0	0	0	0	0	0	17
13:15 - 13:29	0	1	9	11	7	0	0	0	0	0	0	0	0	0	1	29
13:30 - 13:44	1	1	5	11	6	2	0	0	0	0	0	0	0	0	0	26
13:45 - 13:59	0	1	3	13	4	0	0	0	0	0	0	0	0	0	0	21
14:00 - 14:14	0	1	6	6	2	2	0	0	0	0	0	0	0	0	0	17
14:15 - 14:29	0	0	7	10	5	1	0	0	1	0	0	0	0	0	0	24
14:30 - 14:44	1	0	3	18	12	0	0	0	0	1	0	0	0	0	0	35
14:45 - 14:59	0	2	5	16	4	3	0	1	0	0	0	0	0	0	0	31
15:00 - 15:14	0	2	5	14	13	2	0	0	0	0	0	0	0	0	0	36
15:15 - 15:29	0	0	9	20	8	3	0	0	0	0	0	0	0	0	0	40
15:30 - 15:44	0	0	1	14	15	3	1	0	0	0	0	0	0	0	0	34
15:45 - 15:59	1	0	3	7	19	1	0	1	0	0	0	0	0	0	0	32
16:00 - 16:14	0	1	2	12	8	1	0	0	0	0	0	0	0	0	0	24
16:15 - 16:29	0	0	2	4	9	6	0	0	0	0	0	0	0	0	0	21
16:30 - 16:44	0	1	1	19	15	2	0	0	0	0	0	0	0	0	0	38
16:45 - 16:59	0	0	0	14	12	5	0	0	0	0	0	0	0	0	0	31
17:00 - 17:14	0	0	0	10	9	5	0	0	0	0	0	0	0	0	0	24
17:15 - 17:29	0	1	2	12	20	3	0	0	0	0	1	0	0	0	0	39
17:30 - 17:44	0	0	0	8	20	4	0	0	0	0	0	0	0	0	0	32
17:45 - 17:59	0	0	0	6	19	2	0	0	0	0	0	0	0	0	0	27
18:00 - 18:14	0	0	1	8	19	7	0	0	0	0	0	0	0	0	0	35
18:15 - 18:29	0	0	0	7	15	5	0	0	1	0	0	0	0	0	0	28
18:30 - 18:44	0	0	0	7	14	3	1	0	0	0	0	0	0	0	0	25
18:45 - 18:59	0	0	1	6	13	6	0	0	0	0	0	0	0	0	0	26
19:00 - 19:14	0	1	1	7	9	3	1	0	0	0	0	0	0	0	0	22
19:15 - 19:29	0	0	1	6	10	1	0	0	0	0	0	0	0	0	0	18
19:30 - 19:44	1	0	0	8	5	1	0	0	0	0	0	0	0	0	0	15
19:45 - 19:59	0	0	0	6	9	0	0	0	0	0	0	0	0	0	0	15
20:00 - 20:14	0	0	1	8	2	2	0	0	0	0	0	0	0	0	0	13
20:15 - 20:29	0	0	4	5	1	0	0	0	0	0	0	0	0	0	0	10
20:30 - 20:44	0	0	2	5	7	0	0	0	0	0	0	0	0	0	0	14
20:45 - 20:59	0	0	0	4	4	1	0	0	0	0	0	0	0	0	0	9
21:00 - 21:14	0	0	0	6	1	0	0	0	0	0	0	0	0	0	0	7
21:15 - 21:29	0	0	0	6	1	1	0	0	0	0	0	0	0	0	0	8
21:30 - 21:44	0	1	1	4	3	0	0	0	0	0	0	0	0	0	0	9
21:45 - 21:59	0	0	0	4	0	0	0	0	0	0	0	0	0	0	0	4
22:00 - 22:14	0	0	2	1	1	0	0	0	0	0	0	0	0	0	0	4
22:15 - 22:29	0	0	1	2	2	1	0	0	0	0	0	0	0	0	0	6
22:30 - 22:44	0	0	0	1	0	1	0	0	0	0	0	0	0	0	0	2
22:45 - 22:59	0	0	0	2	0	0	0	0	0	0	0	0	0	0	0	2
23:00 - 23:14	0	0	0	3	1	0	1	0	0	0	0	0	0	0	0	5
23:15 - 23:29	0	0	1	1	0	0	0	0	0	0	0	0	0	0	0	2
23:30 - 23:44	0	0	0	1	0	0	0	0	0	0	0	0	0	0	0	1
23:45 - 23:59	0	1	0	0	0	0	0	0	0	0	0	0	0	0	0	1
Totals	16	26	188	635	506	103	7	2	2	2	1	0	0	0	1	1489
Percent of Total	1.1	1.7	12.6	42.6	34.0	6.9	0.5	0.1	0.1	0.1	0.1	0.0	0.0	0.0	0.1	100
Percent of AM	1.3	1.3	14.6	46.9	30.8	4.5	0.6	0.0	0.0	0.0	0.0	0.0	0.0	0.0	0.0	100
Percent of PM	0.9	2.0	11.5	40.3	35.8	8.3	0.4	0.2	0.2	0.2	0.1	0.0	0.0	0.0	0.1	100

Daily Southbound Speeds (MPH)

Study Date: Tuesday, 05/02/2023

Unit ID:

Location: 750 West, North Location

Posted Speed: 30

Standard Deviation:	5.5 MPH	Ten Mile Pace:	25 to 34 MPH	85th Percentile:	34.0 MPH
Mean Speed:	29.1 MPH	Percent in Ten Mile Pace:	76.6%	15th Percentile:	24.8 MPH
Median Speed:	29.0 MPH			90th Percentile:	34.7 MPH
Modal Speed:	27.5 MPH			95th Percentile:	37.1 MPH

Daily Total Speeds (MPH)

Study Date: Tuesday, 05/02/2023

Unit ID:

Location: 750 West, North Location

Posted Speed: 30

	5-14	15-19	20-24	25-29	30-34	35-39	40-44	45-49	50-54	55-59	60-64	65-69	70-74	75-79	80-99	Total
00:00 - 00:14	0	0	0	0	0	0	0	0	0	0	0	0	0	0	0	0
00:15 - 00:29	0	0	0	1	0	0	0	0	0	0	0	0	0	0	0	1
00:30 - 00:44	0	0	0	3	2	0	0	0	0	0	0	0	0	0	0	5
00:45 - 00:59	0	0	1	2	0	1	0	0	0	0	0	0	0	0	0	4
01:00 - 01:14	0	0	1	1	0	0	0	0	0	0	0	0	0	0	0	2
01:15 - 01:29	0	0	0	2	0	1	0	0	0	0	0	0	0	0	0	3
01:30 - 01:44	0	0	0	2	2	0	0	0	0	0	0	0	0	0	0	4
01:45 - 01:59	0	0	0	1	1	0	0	0	0	0	0	0	0	0	0	2
02:00 - 02:14	0	0	1	0	0	0	0	0	0	0	0	0	0	0	0	1
02:15 - 02:29	0	0	0	0	0	1	0	0	0	0	0	0	0	0	0	1
02:30 - 02:44	0	0	0	0	1	1	0	0	0	0	0	0	0	0	0	2
02:45 - 02:59	0	0	0	0	0	0	0	0	0	0	0	0	0	0	0	0
03:00 - 03:14	0	0	0	0	0	0	0	0	0	0	0	0	0	0	0	0
03:15 - 03:29	0	0	0	0	1	0	0	0	0	0	0	0	0	0	0	1
03:30 - 03:44	0	0	0	0	0	0	0	0	0	0	0	0	0	0	0	0
03:45 - 03:59	0	0	0	0	2	0	0	0	0	0	0	0	0	0	0	2
04:00 - 04:14	0	0	0	0	0	0	0	0	0	0	0	0	0	0	0	0
04:15 - 04:29	0	1	0	0	0	0	1	0	0	0	0	0	0	0	0	2
04:30 - 04:44	0	0	0	2	3	0	0	0	0	0	0	0	0	0	0	5
04:45 - 04:59	0	0	0	0	1	0	0	0	0	0	0	0	0	0	0	1
05:00 - 05:14	0	0	0	2	2	2	0	0	0	0	0	0	0	0	0	6
05:15 - 05:29	0	0	0	3	3	1	0	0	0	0	0	0	0	0	0	7
05:30 - 05:44	1	0	2	4	2	0	0	0	0	0	0	0	0	0	0	9
05:45 - 05:59	0	2	1	4	5	0	1	0	0	0	0	0	0	0	0	13
06:00 - 06:14	0	2	0	3	4	1	0	0	0	0	0	0	0	0	0	10
06:15 - 06:29	0	0	0	5	4	0	0	0	0	0	0	0	0	0	0	9
06:30 - 06:44	0	0	2	9	3	2	0	0	0	0	0	0	0	0	0	16
06:45 - 06:59	0	0	3	9	5	0	0	0	0	0	0	0	0	0	0	17
07:00 - 07:14	0	0	1	7	10	4	1	0	0	0	0	0	0	0	0	23
07:15 - 07:29	1	0	4	25	15	3	0	0	0	0	0	0	0	0	0	48
07:30 - 07:44	1	2	11	26	21	1	0	0	0	0	0	0	0	0	0	62
07:45 - 07:59	3	1	7	40	17	0	0	0	0	0	0	0	0	0	0	68
08:00 - 08:14	2	3	19	15	4	0	0	0	0	0	0	0	0	0	0	43
08:15 - 08:29	1	0	12	23	13	1	1	0	0	0	0	0	0	0	0	51
08:30 - 08:44	2	6	11	29	23	1	1	0	0	0	0	0	0	0	0	73
08:45 - 08:59	1	1	9	25	8	2	0	0	0	0	0	0	0	0	0	46
09:00 - 09:14	0	0	6	19	13	4	0	0	0	0	0	0	0	0	0	42
09:15 - 09:29	0	0	1	10	17	3	0	0	0	0	0	0	0	0	0	31
09:30 - 09:44	0	0	2	9	12	4	1	0	0	0	0	0	0	0	0	28
09:45 - 09:59	1	1	8	21	22	4	1	0	0	0	0	0	0	0	0	58
10:00 - 10:14	1	1	4	17	16	0	0	0	0	0	0	0	0	0	0	39
10:15 - 10:29	1	2	8	15	11	2	0	0	0	0	0	0	0	0	0	39
10:30 - 10:44	0	1	7	13	15	1	0	0	0	0	0	0	0	0	0	37
10:45 - 10:59	0	0	6	18	8	2	0	0	0	0	0	0	0	0	0	34
11:00 - 11:14	1	0	7	19	14	0	0	0	0	0	0	0	0	0	0	41
11:15 - 11:29	0	1	11	27	15	0	0	0	0	0	0	0	0	0	0	54
11:30 - 11:44	0	1	3	20	20	2	0	0	0	0	0	0	0	0	0	46
11:45 - 11:59	1	2	8	29	20	3	0	0	0	0	0	0	0	0	0	63
12:00 - 12:14	2	1	15	18	13	1	0	0	0	1	0	0	0	0	0	51
12:15 - 12:29	2	9	20	20	6	0	0	0	0	0	0	0	0	0	0	57
12:30 - 12:44	0	1	13	26	21	1	0	0	0	0	0	0	0	0	0	62

Daily Total Speeds (MPH)

Study Date: Tuesday, 05/02/2023

Unit ID:

Location: 750 West, North Location

Posted Speed: 30

	5-14	15-19	20-24	25-29	30-34	35-39	40-44	45-49	50-54	55-59	60-64	65-69	70-74	75-79	80-99	Total
12:45 - 12:59	2	2	9	23	9	2	0	0	0	0	0	0	0	0	0	47
13:00 - 13:14	1	6	7	19	4	1	0	0	0	0	0	0	0	0	0	38
13:15 - 13:29	0	1	12	17	14	0	0	0	0	0	0	0	0	0	1	45
13:30 - 13:44	1	2	9	23	14	2	0	0	0	0	0	0	0	0	0	51
13:45 - 13:59	0	2	5	28	14	2	0	0	0	0	0	0	0	0	0	51
14:00 - 14:14	1	5	13	17	14	2	0	0	0	0	0	0	0	0	0	52
14:15 - 14:29	0	1	11	24	8	2	0	0	1	0	0	0	0	0	0	47
14:30 - 14:44	1	1	8	40	24	1	0	0	0	1	0	0	0	0	0	76
14:45 - 14:59	1	2	11	34	13	7	0	1	0	0	0	0	0	0	0	69
15:00 - 15:14	2	2	11	47	30	4	0	0	0	0	0	0	0	0	0	96
15:15 - 15:29	0	0	17	36	27	4	0	0	0	0	0	0	0	0	0	84
15:30 - 15:44	0	2	6	39	35	5	2	0	1	0	0	0	0	0	0	90
15:45 - 15:59	2	3	5	27	29	1	0	1	1	0	0	0	0	0	0	69
16:00 - 16:14	0	1	5	32	22	2	1	0	0	0	0	0	0	0	0	63
16:15 - 16:29	0	0	3	19	28	7	0	0	0	0	0	0	0	0	0	57
16:30 - 16:44	1	1	1	34	51	3	0	0	0	0	0	0	0	0	0	91
16:45 - 16:59	0	0	1	25	52	12	1	0	0	0	0	0	0	0	0	91
17:00 - 17:14	0	0	2	29	34	9	0	0	0	0	0	0	0	0	0	74
17:15 - 17:29	1	1	5	33	43	6	0	0	0	0	1	0	0	0	0	90
17:30 - 17:44	0	0	0	22	47	9	0	0	0	0	0	0	0	0	0	78
17:45 - 17:59	0	0	2	16	37	9	0	0	0	0	0	0	0	0	0	64
18:00 - 18:14	0	0	1	22	32	16	0	0	0	0	0	0	0	0	0	71
18:15 - 18:29	0	0	0	18	26	6	0	0	1	0	0	0	0	0	0	51
18:30 - 18:44	0	0	0	14	29	5	2	0	0	0	0	0	0	0	0	50
18:45 - 18:59	0	0	2	15	19	13	0	0	0	0	0	0	0	0	0	49
19:00 - 19:14	0	1	5	21	21	6	2	0	0	0	0	0	0	0	0	56
19:15 - 19:29	0	0	3	17	29	4	0	0	0	0	0	0	0	0	0	53
19:30 - 19:44	1	0	3	20	21	4	0	0	0	0	0	0	0	0	0	49
19:45 - 19:59	0	0	1	12	18	1	0	0	0	0	0	0	0	0	0	32
20:00 - 20:14	4	1	3	16	5	4	0	0	0	0	0	0	0	0	0	33
20:15 - 20:29	0	1	5	12	11	0	0	0	0	0	0	0	0	0	0	29
20:30 - 20:44	0	0	2	19	14	2	0	0	0	0	0	0	0	0	0	37
20:45 - 20:59	0	0	0	18	8	2	0	0	0	0	0	0	0	0	0	28
21:00 - 21:14	0	0	0	15	4	0	0	0	0	0	0	0	0	0	0	19
21:15 - 21:29	0	0	2	18	4	1	0	0	0	0	0	0	0	0	0	25
21:30 - 21:44	0	1	1	12	9	0	0	0	0	0	0	0	0	0	0	23
21:45 - 21:59	0	0	0	10	4	0	0	0	0	0	0	0	0	0	0	14
22:00 - 22:14	0	0	2	2	8	2	0	0	0	0	0	0	0	0	0	14
22:15 - 22:29	0	0	1	8	5	1	0	0	0	0	0	0	0	0	0	15
22:30 - 22:44	0	0	0	2	0	3	0	0	0	0	0	0	0	0	0	5
22:45 - 22:59	0	0	0	3	0	0	0	0	0	0	0	0	0	0	0	3
23:00 - 23:14	0	0	0	6	2	0	1	0	0	0	0	0	0	0	0	9
23:15 - 23:29	0	0	1	1	1	0	1	0	0	0	0	0	0	0	0	4
23:30 - 23:44	0	0	0	1	0	0	0	0	0	0	0	0	0	0	0	1
23:45 - 23:59	0	1	0	1	0	0	0	0	0	0	0	0	0	0	0	2
Totals	39	75	379	1391	1194	209	17	2	4	2	1	0	0	0	1	3314
Percent of Total	1.2	2.3	11.4	42.0	36.0	6.3	0.5	0.1	0.1	0.1	0.0	0.0	0.0	0.0	0.0	100
Percent of AM	1.6	2.6	14.9	43.9	31.9	4.5	0.7	0.0	0.0	0.0	0.0	0.0	0.0	0.0	0.0	100
Percent of PM	1.0	2.1	9.8	41.1	37.9	7.2	0.4	0.1	0.2	0.1	0.0	0.0	0.0	0.0	0.0	100

Daily Total Speeds (MPH)

Study Date: Tuesday, 05/02/2023

Unit ID:

Location: 750 West, North Location

Posted Speed: 30

Standard Deviation: 5.3 MPH
Mean Speed: 29.1 MPH
Median Speed: 29.2 MPH
Modal Speed: 27.5 MPH

Ten Mile Pace: 25 to 34 MPH
Percent in Ten Mile Pace: 78.0%

85th Percentile: 33.9 MPH
15th Percentile: 25.0 MPH
90th Percentile: 34.6 MPH
95th Percentile: 36.7 MPH

Daily Vehicle Volume Report

Study Date: Tuesday, 05/02/2023

Unit ID:

Location: 750 West, South Location

	Northbound Volume	Southbound Volume	Total Volume
00:00 - 00:14	1	0	1
00:15 - 00:29	0	0	0
00:30 - 00:44	5	1	6
00:45 - 00:59	3	0	3
01:00 - 01:14	0	0	0
01:15 - 01:29	1	2	3
01:30 - 01:44	1	0	1
01:45 - 01:59	0	0	0
02:00 - 02:14	1	1	2
02:15 - 02:29	1	1	2
02:30 - 02:44	1	0	1
02:45 - 02:59	0	1	1
03:00 - 03:14	0	0	0
03:15 - 03:29	1	2	3
03:30 - 03:44	1	1	2
03:45 - 03:59	0	0	0
04:00 - 04:14	0	4	4
04:15 - 04:29	2	4	6
04:30 - 04:44	1	3	4
04:45 - 04:59	1	7	8
05:00 - 05:14	2	3	5
05:15 - 05:29	6	2	8
05:30 - 05:44	1	13	14
05:45 - 05:59	5	18	23
06:00 - 06:14	5	10	15
06:15 - 06:29	5	14	19
06:30 - 06:44	5	15	20
06:45 - 06:59	10	31	41
07:00 - 07:14	12	20	32
07:15 - 07:29	19	21	40
07:30 - 07:44	17	33	50
07:45 - 07:59	19	58	77
08:00 - 08:14	15	22	37
08:15 - 08:29	20	19	39
08:30 - 08:44	16	23	39
08:45 - 08:59	19	19	38
09:00 - 09:14	14	11	25
09:15 - 09:29	8	15	23
09:30 - 09:44	17	8	25
09:45 - 09:59	13	9	22
10:00 - 10:14	14	14	28
10:15 - 10:29	9	9	18
10:30 - 10:44	11	11	22
10:45 - 10:59	11	10	21
11:00 - 11:14	14	10	24
11:15 - 11:29	20	16	36
11:30 - 11:44	16	15	31
11:45 - 11:59	17	19	36
12:00 - 12:14	30	16	46
12:15 - 12:29	20	26	46
12:30 - 12:44	12	21	33
12:45 - 12:59	16	15	31

Daily Vehicle Volume Report

Study Date: Tuesday, 05/02/2023

Unit ID:

Location: 750 West, South Location

	Northbound Volume	Southbound Volume	Total Volume
13:00 - 13:14	14	9	23
13:15 - 13:29	15	16	31
13:30 - 13:44	14	17	31
13:45 - 13:59	11	16	27
14:00 - 14:14	24	12	36
14:15 - 14:29	16	28	44
14:30 - 14:44	31	24	55
14:45 - 14:59	31	31	62
15:00 - 15:14	32	17	49
15:15 - 15:29	34	31	65
15:30 - 15:44	54	27	81
15:45 - 15:59	41	27	68
16:00 - 16:14	30	23	53
16:15 - 16:29	34	17	51
16:30 - 16:44	46	30	76
16:45 - 16:59	35	41	76
17:00 - 17:14	44	25	69
17:15 - 17:29	44	49	93
17:30 - 17:44	34	36	70
17:45 - 17:59	38	25	63
18:00 - 18:14	19	31	50
18:15 - 18:29	29	26	55
18:30 - 18:44	21	25	46
18:45 - 18:59	22	25	47
19:00 - 19:14	37	18	55
19:15 - 19:29	44	21	65
19:30 - 19:44	16	22	38
19:45 - 19:59	18	19	37
20:00 - 20:14	26	8	34
20:15 - 20:29	19	12	31
20:30 - 20:44	18	16	34
20:45 - 20:59	13	15	28
21:00 - 21:14	11	5	16
21:15 - 21:29	7	9	16
21:30 - 21:44	16	10	26
21:45 - 21:59	20	8	28
22:00 - 22:14	10	2	12
22:15 - 22:29	5	5	10
22:30 - 22:44	4	4	8
22:45 - 22:59	2	2	4
23:00 - 23:14	2	1	3
23:15 - 23:29	2	0	2
23:30 - 23:44	1	1	2
23:45 - 23:59	1	0	1
Totals	1423	1359	2782
AM Peak Time	08:06 - 09:05	07:10 - 08:09	07:10 - 08:09
AM Peak Volume	78	141	213
PM Peak Time	16:27 - 17:26	16:40 - 17:39	16:40 - 17:39
PM Peak Volume	173	155	323

Daily Vehicle Volume Report

Study Date: Tuesday, 05/02/2023

Unit ID:

Location: 750 West, South Location

Daily Northbound Classes Report

Study Date: Tuesday, 05/02/2023

Unit ID:

Location: 750 West, South Location

	#1	#2	#3	#4	#5	#6	#7	#8	#9	#10	#11	#12	#13	Total
00:00 - 00:14	0	1	0	0	0	0	0	0	0	0	0	0	0	1
00:15 - 00:29	0	0	0	0	0	0	0	0	0	0	0	0	0	0
00:30 - 00:44	0	5	0	0	0	0	0	0	0	0	0	0	0	5
00:45 - 00:59	0	2	0	0	1	0	0	0	0	0	0	0	0	3
01:00 - 01:14	0	0	0	0	0	0	0	0	0	0	0	0	0	0
01:15 - 01:29	0	1	0	0	0	0	0	0	0	0	0	0	0	1
01:30 - 01:44	0	1	0	0	0	0	0	0	0	0	0	0	0	1
01:45 - 01:59	0	0	0	0	0	0	0	0	0	0	0	0	0	0
02:00 - 02:14	0	1	0	0	0	0	0	0	0	0	0	0	0	1
02:15 - 02:29	0	1	0	0	0	0	0	0	0	0	0	0	0	1
02:30 - 02:44	0	1	0	0	0	0	0	0	0	0	0	0	0	1
02:45 - 02:59	0	0	0	0	0	0	0	0	0	0	0	0	0	0
03:00 - 03:14	0	0	0	0	0	0	0	0	0	0	0	0	0	0
03:15 - 03:29	0	0	0	0	1	0	0	0	0	0	0	0	0	1
03:30 - 03:44	0	1	0	0	0	0	0	0	0	0	0	0	0	1
03:45 - 03:59	0	0	0	0	0	0	0	0	0	0	0	0	0	0
04:00 - 04:14	0	0	0	0	0	0	0	0	0	0	0	0	0	0
04:15 - 04:29	0	2	0	0	0	0	0	0	0	0	0	0	0	2
04:30 - 04:44	0	1	0	0	0	0	0	0	0	0	0	0	0	1
04:45 - 04:59	0	0	0	0	1	0	0	0	0	0	0	0	0	1
05:00 - 05:14	0	2	0	0	0	0	0	0	0	0	0	0	0	2
05:15 - 05:29	1	4	1	0	0	0	0	0	0	0	0	0	0	6
05:30 - 05:44	0	1	0	0	0	0	0	0	0	0	0	0	0	1
05:45 - 05:59	0	4	1	0	0	0	0	0	0	0	0	0	0	5
06:00 - 06:14	0	3	1	0	1	0	0	0	0	0	0	0	0	5
06:15 - 06:29	0	4	0	0	1	0	0	0	0	0	0	0	0	5
06:30 - 06:44	0	4	1	0	0	0	0	0	0	0	0	0	0	5
06:45 - 06:59	0	7	1	0	2	0	0	0	0	0	0	0	0	10
07:00 - 07:14	1	11	0	0	0	0	0	0	0	0	0	0	0	12
07:15 - 07:29	0	12	2	1	2	0	1	0	0	0	0	0	1	19
07:30 - 07:44	1	9	3	0	3	0	0	0	0	0	0	0	1	17
07:45 - 07:59	0	10	3	0	4	0	1	0	0	0	0	0	1	19
08:00 - 08:14	0	9	0	1	4	0	0	0	0	0	0	0	1	15
08:15 - 08:29	0	11	4	0	2	1	1	0	0	0	0	0	1	20
08:30 - 08:44	0	10	5	0	1	0	0	0	0	0	0	0	0	16
08:45 - 08:59	0	12	1	1	2	0	1	0	0	0	0	0	2	19
09:00 - 09:14	0	9	2	0	3	0	0	0	0	0	0	0	0	14
09:15 - 09:29	0	2	1	1	3	0	0	0	0	0	0	0	1	8
09:30 - 09:44	2	8	2	0	1	0	1	1	1	0	0	0	1	17
09:45 - 09:59	2	7	0	0	3	0	0	0	0	0	0	0	1	13
10:00 - 10:14	0	12	1	0	0	0	0	0	0	1	0	0	0	14
10:15 - 10:29	1	2	1	0	3	0	1	0	0	1	0	0	0	9
10:30 - 10:44	0	6	1	0	3	0	0	1	0	0	0	0	0	11
10:45 - 10:59	0	6	0	0	1	1	1	1	0	0	0	0	1	11
11:00 - 11:14	0	10	0	0	1	1	1	0	0	0	0	0	1	14
11:15 - 11:29	2	16	0	0	1	0	0	0	0	1	0	0	0	20
11:30 - 11:44	0	7	3	0	3	1	2	0	0	0	0	0	0	16
11:45 - 11:59	0	12	3	0	1	0	0	0	0	0	0	0	1	17
12:00 - 12:14	0	13	6	0	9	1	0	0	0	0	0	0	1	30
12:15 - 12:29	0	15	2	0	2	0	0	0	0	0	0	0	1	20
12:30 - 12:44	1	9	1	0	1	0	0	0	0	0	0	0	0	12
12:45 - 12:59	0	9	1	0	3	0	1	0	0	0	0	0	2	16

Daily Northbound Classes Report

Study Date: Tuesday, 05/02/2023

Unit ID:

Location: 750 West, South Location

	#1	#2	#3	#4	#5	#6	#7	#8	#9	#10	#11	#12	#13	Total
13:00 - 13:14	0	12	1	0	1	0	0	0	0	0	0	0	0	14
13:15 - 13:29	0	10	2	1	0	0	1	0	0	0	0	0	1	15
13:30 - 13:44	1	6	1	0	5	0	0	1	0	0	0	0	0	14
13:45 - 13:59	0	8	1	0	0	0	1	0	0	0	0	0	1	11
14:00 - 14:14	1	15	4	0	3	0	0	0	0	0	0	0	1	24
14:15 - 14:29	0	14	0	0	2	0	0	0	0	0	0	0	0	16
14:30 - 14:44	0	22	5	0	3	0	0	0	0	0	0	0	1	31
14:45 - 14:59	0	25	1	0	4	0	0	1	0	0	0	0	0	31
15:00 - 15:14	1	20	2	0	7	0	0	1	0	1	0	0	0	32
15:15 - 15:29	0	24	3	0	6	0	0	1	0	0	0	0	0	34
15:30 - 15:44	2	28	6	0	17	0	0	0	0	0	0	0	1	54
15:45 - 15:59	0	30	4	0	5	0	0	2	0	0	0	0	0	41
16:00 - 16:14	0	18	8	0	3	0	0	0	0	0	0	0	1	30
16:15 - 16:29	1	26	2	0	5	0	0	0	0	0	0	0	0	34
16:30 - 16:44	0	30	7	0	9	0	0	0	0	0	0	0	0	46
16:45 - 16:59	3	25	4	0	3	0	0	0	0	0	0	0	0	35
17:00 - 17:14	0	29	9	0	6	0	0	0	0	0	0	0	0	44
17:15 - 17:29	0	31	5	1	7	0	0	0	0	0	0	0	0	44
17:30 - 17:44	0	21	5	0	8	0	0	0	0	0	0	0	0	34
17:45 - 17:59	0	22	5	0	10	0	0	1	0	0	0	0	0	38
18:00 - 18:14	0	11	2	0	5	0	0	1	0	0	0	0	0	19
18:15 - 18:29	0	20	1	0	6	0	0	2	0	0	0	0	0	29
18:30 - 18:44	0	15	3	0	3	0	0	0	0	0	0	0	0	21
18:45 - 18:59	0	18	0	0	4	0	0	0	0	0	0	0	0	22
19:00 - 19:14	0	27	6	0	4	0	0	0	0	0	0	0	0	37
19:15 - 19:29	0	36	3	0	5	0	0	0	0	0	0	0	0	44
19:30 - 19:44	0	12	3	0	1	0	0	0	0	0	0	0	0	16
19:45 - 19:59	0	17	0	0	1	0	0	0	0	0	0	0	0	18
20:00 - 20:14	1	16	6	0	2	0	0	1	0	0	0	0	0	26
20:15 - 20:29	0	13	3	0	3	0	0	0	0	0	0	0	0	19
20:30 - 20:44	1	14	1	0	2	0	0	0	0	0	0	0	0	18
20:45 - 20:59	0	10	2	0	1	0	0	0	0	0	0	0	0	13
21:00 - 21:14	0	9	1	0	1	0	0	0	0	0	0	0	0	11
21:15 - 21:29	0	4	1	0	2	0	0	0	0	0	0	0	0	7
21:30 - 21:44	0	14	0	0	2	0	0	0	0	0	0	0	0	16
21:45 - 21:59	0	13	3	0	4	0	0	0	0	0	0	0	0	20
22:00 - 22:14	0	8	0	0	2	0	0	0	0	0	0	0	0	10
22:15 - 22:29	0	5	0	0	0	0	0	0	0	0	0	0	0	5
22:30 - 22:44	0	3	1	0	0	0	0	0	0	0	0	0	0	4
22:45 - 22:59	0	2	0	0	0	0	0	0	0	0	0	0	0	2
23:00 - 23:14	0	2	0	0	0	0	0	0	0	0	0	0	0	2
23:15 - 23:29	0	2	0	0	0	0	0	0	0	0	0	0	0	2
23:30 - 23:44	0	1	0	0	0	0	0	0	0	0	0	0	0	1
23:45 - 23:59	0	0	1	0	0	0	0	0	0	0	0	0	0	1
Totals	22	961	159	6	215	5	13	14	1	4	0	0	23	1423
Percent of Total	1.5	67.5	11.2	0.4	15.1	0.4	0.9	1.0	0.1	0.3	0.0	0.0	1.6	100
Percent of AM	2.8	63.1	10.3	1.1	13.3	1.1	2.8	0.8	0.3	0.8	0.0	0.0	3.6	100
Percent of PM	1.1	69.0	11.5	0.2	15.7	0.1	0.3	1.0	0.0	0.1	0.0	0.0	0.9	100

Daily Northbound Classes Report

Study Date: Tuesday, 05/02/2023

Unit ID:

Location: 750 West, South Location

Truck Summary:

Total Trucks: 281 % Trucks: 19.7 AM % Trucks: 23.9 PM % Trucks: 18.3

Classification Scheme: FHWA (ID: 1)

#1	Motorcycles - 2 Axles	#6	Single Unit Truck - 3 Axles	#11	Multi-Unit - 5 Axles or Less
#2	Passenger Cars - 2 Axles	#7	Single Unit - 4 Axles	#12	Multi-Unit - 6 Axles
#3	Pickup Trucks, Vans - 2 Axles	#8	Single Unit - 4 Axles or Less	#13	Multi-Unit - 7 Axles or More
#4	Buses	#9	Double Unit - 5 Axles		
#5	Single Unit - 2 Axles, 6 Tires	#10	Double Unit - 6 Axles or More		

Daily Southbound Classes Report

Study Date: Tuesday, 05/02/2023

Unit ID:

Location: 750 West, South Location

	#1	#2	#3	#4	#5	#6	#7	#8	#9	#10	#11	#12	#13	Total
00:00 - 00:14	0	0	0	0	0	0	0	0	0	0	0	0	0	0
00:15 - 00:29	0	0	0	0	0	0	0	0	0	0	0	0	0	0
00:30 - 00:44	0	1	0	0	0	0	0	0	0	0	0	0	0	1
00:45 - 00:59	0	0	0	0	0	0	0	0	0	0	0	0	0	0
01:00 - 01:14	0	0	0	0	0	0	0	0	0	0	0	0	0	0
01:15 - 01:29	0	2	0	0	0	0	0	0	0	0	0	0	0	2
01:30 - 01:44	0	0	0	0	0	0	0	0	0	0	0	0	0	0
01:45 - 01:59	0	0	0	0	0	0	0	0	0	0	0	0	0	0
02:00 - 02:14	0	1	0	0	0	0	0	0	0	0	0	0	0	1
02:15 - 02:29	0	1	0	0	0	0	0	0	0	0	0	0	0	1
02:30 - 02:44	0	0	0	0	0	0	0	0	0	0	0	0	0	0
02:45 - 02:59	0	1	0	0	0	0	0	0	0	0	0	0	0	1
03:00 - 03:14	0	0	0	0	0	0	0	0	0	0	0	0	0	0
03:15 - 03:29	0	1	1	0	0	0	0	0	0	0	0	0	0	2
03:30 - 03:44	0	1	0	0	0	0	0	0	0	0	0	0	0	1
03:45 - 03:59	0	0	0	0	0	0	0	0	0	0	0	0	0	0
04:00 - 04:14	0	4	0	0	0	0	0	0	0	0	0	0	0	4
04:15 - 04:29	0	4	0	0	0	0	0	0	0	0	0	0	0	4
04:30 - 04:44	0	0	1	0	2	0	0	0	0	0	0	0	0	3
04:45 - 04:59	0	5	1	0	1	0	0	0	0	0	0	0	0	7
05:00 - 05:14	0	3	0	0	0	0	0	0	0	0	0	0	0	3
05:15 - 05:29	0	1	0	0	1	0	0	0	0	0	0	0	0	2
05:30 - 05:44	0	10	2	0	1	0	0	0	0	0	0	0	0	13
05:45 - 05:59	0	11	6	0	1	0	0	0	0	0	0	0	0	18
06:00 - 06:14	1	6	1	0	2	0	0	0	0	0	0	0	0	10
06:15 - 06:29	0	10	4	0	0	0	0	0	0	0	0	0	0	14
06:30 - 06:44	0	11	4	0	0	0	0	0	0	0	0	0	0	15
06:45 - 06:59	1	18	5	0	7	0	0	0	0	0	0	0	0	31
07:00 - 07:14	0	13	4	0	2	0	0	1	0	0	0	0	0	20
07:15 - 07:29	0	17	2	0	2	0	0	0	0	0	0	0	0	21
07:30 - 07:44	0	25	5	1	2	0	0	0	0	0	0	0	0	33
07:45 - 07:59	1	40	11	1	5	0	0	0	0	0	0	0	0	58
08:00 - 08:14	0	19	2	0	1	0	0	0	0	0	0	0	0	22
08:15 - 08:29	0	9	4	0	6	0	0	0	0	0	0	0	0	19
08:30 - 08:44	0	16	3	0	3	0	0	0	1	0	0	0	0	23
08:45 - 08:59	0	14	4	0	1	0	0	0	0	0	0	0	0	19
09:00 - 09:14	0	6	3	0	2	0	0	0	0	0	0	0	0	11
09:15 - 09:29	0	10	3	0	2	0	0	0	0	0	0	0	0	15
09:30 - 09:44	1	6	1	0	0	0	0	0	0	0	0	0	0	8
09:45 - 09:59	0	7	0	0	2	0	0	0	0	0	0	0	0	9
10:00 - 10:14	0	8	4	0	2	0	0	0	0	0	0	0	0	14
10:15 - 10:29	0	7	0	0	2	0	0	0	0	0	0	0	0	9
10:30 - 10:44	0	5	1	0	3	2	0	0	0	0	0	0	0	11
10:45 - 10:59	0	6	2	0	1	1	0	0	0	0	0	0	0	10
11:00 - 11:14	0	9	0	0	0	0	0	1	0	0	0	0	0	10
11:15 - 11:29	0	11	2	0	2	1	0	0	0	0	0	0	0	16
11:30 - 11:44	0	12	1	0	2	0	0	0	0	0	0	0	0	15
11:45 - 11:59	0	15	4	0	0	0	0	0	0	0	0	0	0	19
12:00 - 12:14	0	12	3	0	1	0	0	0	0	0	0	0	0	16
12:15 - 12:29	0	19	6	0	1	0	0	0	0	0	0	0	0	26
12:30 - 12:44	0	11	2	0	6	1	0	1	0	0	0	0	0	21
12:45 - 12:59	1	9	2	0	3	0	0	0	0	0	0	0	0	15

Daily Southbound Classes Report

Study Date: Tuesday, 05/02/2023

Unit ID:

Location: 750 West, South Location

	#1	#2	#3	#4	#5	#6	#7	#8	#9	#10	#11	#12	#13	Total
13:00 - 13:14	0	8	0	0	1	0	0	0	0	0	0	0	0	9
13:15 - 13:29	0	12	2	0	1	0	0	1	0	0	0	0	0	16
13:30 - 13:44	1	14	1	1	0	0	0	0	0	0	0	0	0	17
13:45 - 13:59	0	7	2	0	6	0	0	0	1	0	0	0	0	16
14:00 - 14:14	0	9	0	0	3	0	0	0	0	0	0	0	0	12
14:15 - 14:29	0	19	2	0	6	0	0	1	0	0	0	0	0	28
14:30 - 14:44	0	16	4	0	4	0	0	0	0	0	0	0	0	24
14:45 - 14:59	0	23	5	0	3	0	0	0	0	0	0	0	0	31
15:00 - 15:14	0	10	2	1	4	0	0	0	0	0	0	0	0	17
15:15 - 15:29	1	23	4	0	3	0	0	0	0	0	0	0	0	31
15:30 - 15:44	1	20	3	0	2	0	0	1	0	0	0	0	0	27
15:45 - 15:59	0	18	6	0	3	0	0	0	0	0	0	0	0	27
16:00 - 16:14	0	17	2	0	4	0	0	0	0	0	0	0	0	23
16:15 - 16:29	0	11	2	0	4	0	0	0	0	0	0	0	0	17
16:30 - 16:44	0	26	1	0	2	0	0	1	0	0	0	0	0	30
16:45 - 16:59	0	26	10	0	5	0	0	0	0	0	0	0	0	41
17:00 - 17:14	1	18	3	0	3	0	0	0	0	0	0	0	0	25
17:15 - 17:29	2	33	4	0	8	0	0	1	1	0	0	0	0	49
17:30 - 17:44	0	25	6	0	5	0	0	0	0	0	0	0	0	36
17:45 - 17:59	1	19	3	0	2	0	0	0	0	0	0	0	0	25
18:00 - 18:14	0	23	4	0	4	0	0	0	0	0	0	0	0	31
18:15 - 18:29	0	16	4	0	6	0	0	0	0	0	0	0	0	26
18:30 - 18:44	1	17	2	0	5	0	0	0	0	0	0	0	0	25
18:45 - 18:59	0	15	4	0	6	0	0	0	0	0	0	0	0	25
19:00 - 19:14	0	15	1	0	2	0	0	0	0	0	0	0	0	18
19:15 - 19:29	0	17	3	0	1	0	0	0	0	0	0	0	0	21
19:30 - 19:44	0	18	1	0	3	0	0	0	0	0	0	0	0	22
19:45 - 19:59	0	15	3	0	1	0	0	0	0	0	0	0	0	19
20:00 - 20:14	0	8	0	0	0	0	0	0	0	0	0	0	0	8
20:15 - 20:29	0	7	3	0	2	0	0	0	0	0	0	0	0	12
20:30 - 20:44	0	10	4	0	2	0	0	0	0	0	0	0	0	16
20:45 - 20:59	0	12	2	0	1	0	0	0	0	0	0	0	0	15
21:00 - 21:14	0	5	0	0	0	0	0	0	0	0	0	0	0	5
21:15 - 21:29	0	8	1	0	0	0	0	0	0	0	0	0	0	9
21:30 - 21:44	0	8	1	0	1	0	0	0	0	0	0	0	0	10
21:45 - 21:59	0	7	0	0	1	0	0	0	0	0	0	0	0	8
22:00 - 22:14	0	2	0	0	0	0	0	0	0	0	0	0	0	2
22:15 - 22:29	0	4	1	0	0	0	0	0	0	0	0	0	0	5
22:30 - 22:44	0	4	0	0	0	0	0	0	0	0	0	0	0	4
22:45 - 22:59	0	2	0	0	0	0	0	0	0	0	0	0	0	2
23:00 - 23:14	0	1	0	0	0	0	0	0	0	0	0	0	0	1
23:15 - 23:29	0	0	0	0	0	0	0	0	0	0	0	0	0	0
23:30 - 23:44	0	1	0	0	0	0	0	0	0	0	0	0	0	1
23:45 - 23:59	0	0	0	0	0	0	0	0	0	0	0	0	0	0
Totals	13	966	190	4	170	5	0	8	3	0	0	0	0	1359
Percent of Total	1.0	71.1	14.0	0.3	12.5	0.4	0.0	0.6	0.2	0.0	0.0	0.0	0.0	100
Percent of AM	0.8	69.9	16.4	0.4	11.1	0.8	0.0	0.4	0.2	0.0	0.0	0.0	0.0	100
Percent of PM	1.0	71.8	12.6	0.2	13.3	0.1	0.0	0.7	0.2	0.0	0.0	0.0	0.0	100

Daily Southbound Classes Report

Study Date: Tuesday, 05/02/2023

Unit ID:

Location: 750 West, South Location

Truck Summary:

Total Trucks: 190 % Trucks: 14.0 AM % Trucks: 12.9 PM % Trucks: 14.6

Classification Scheme: FHWA (ID: 1)

#1	Motorcycles - 2 Axles	#6	Single Unit Truck - 3 Axles	#11	Multi-Unit - 5 Axles or Less
#2	Passenger Cars - 2 Axles	#7	Single Unit - 4 Axles	#12	Multi-Unit - 6 Axles
#3	Pickup Trucks, Vans - 2 Axles	#8	Single Unit - 4 Axles or Less	#13	Multi-Unit - 7 Axles or More
#4	Buses	#9	Double Unit - 5 Axles		
#5	Single Unit - 2 Axles, 6 Tires	#10	Double Unit - 6 Axles or More		

Daily Total Classes Report

Study Date: Tuesday, 05/02/2023

Unit ID:

Location: 750 West, South Location

	#1	#2	#3	#4	#5	#6	#7	#8	#9	#10	#11	#12	#13	Total
00:00 - 00:14	0	1	0	0	0	0	0	0	0	0	0	0	0	1
00:15 - 00:29	0	0	0	0	0	0	0	0	0	0	0	0	0	0
00:30 - 00:44	0	6	0	0	0	0	0	0	0	0	0	0	0	6
00:45 - 00:59	0	2	0	0	1	0	0	0	0	0	0	0	0	3
01:00 - 01:14	0	0	0	0	0	0	0	0	0	0	0	0	0	0
01:15 - 01:29	0	3	0	0	0	0	0	0	0	0	0	0	0	3
01:30 - 01:44	0	1	0	0	0	0	0	0	0	0	0	0	0	1
01:45 - 01:59	0	0	0	0	0	0	0	0	0	0	0	0	0	0
02:00 - 02:14	0	2	0	0	0	0	0	0	0	0	0	0	0	2
02:15 - 02:29	0	2	0	0	0	0	0	0	0	0	0	0	0	2
02:30 - 02:44	0	1	0	0	0	0	0	0	0	0	0	0	0	1
02:45 - 02:59	0	1	0	0	0	0	0	0	0	0	0	0	0	1
03:00 - 03:14	0	0	0	0	0	0	0	0	0	0	0	0	0	0
03:15 - 03:29	0	1	1	0	1	0	0	0	0	0	0	0	0	3
03:30 - 03:44	0	2	0	0	0	0	0	0	0	0	0	0	0	2
03:45 - 03:59	0	0	0	0	0	0	0	0	0	0	0	0	0	0
04:00 - 04:14	0	4	0	0	0	0	0	0	0	0	0	0	0	4
04:15 - 04:29	0	6	0	0	0	0	0	0	0	0	0	0	0	6
04:30 - 04:44	0	1	1	0	2	0	0	0	0	0	0	0	0	4
04:45 - 04:59	0	5	1	0	2	0	0	0	0	0	0	0	0	8
05:00 - 05:14	0	5	0	0	0	0	0	0	0	0	0	0	0	5
05:15 - 05:29	1	5	1	0	1	0	0	0	0	0	0	0	0	8
05:30 - 05:44	0	11	2	0	1	0	0	0	0	0	0	0	0	14
05:45 - 05:59	0	15	7	0	1	0	0	0	0	0	0	0	0	23
06:00 - 06:14	1	9	2	0	3	0	0	0	0	0	0	0	0	15
06:15 - 06:29	0	14	4	0	1	0	0	0	0	0	0	0	0	19
06:30 - 06:44	0	15	5	0	0	0	0	0	0	0	0	0	0	20
06:45 - 06:59	1	25	6	0	9	0	0	0	0	0	0	0	0	41
07:00 - 07:14	1	24	4	0	2	0	0	1	0	0	0	0	0	32
07:15 - 07:29	0	29	4	1	4	0	1	0	0	0	0	0	1	40
07:30 - 07:44	1	34	8	1	5	0	0	0	0	0	0	0	1	50
07:45 - 07:59	1	50	14	1	9	0	1	0	0	0	0	0	1	77
08:00 - 08:14	0	28	2	1	5	0	0	0	0	0	0	0	1	37
08:15 - 08:29	0	20	8	0	8	1	1	0	0	0	0	0	1	39
08:30 - 08:44	0	26	8	0	4	0	0	0	1	0	0	0	0	39
08:45 - 08:59	0	26	5	1	3	0	1	0	0	0	0	0	2	38
09:00 - 09:14	0	15	5	0	5	0	0	0	0	0	0	0	0	25
09:15 - 09:29	0	12	4	1	5	0	0	0	0	0	0	0	1	23
09:30 - 09:44	3	14	3	0	1	0	1	1	1	0	0	0	1	25
09:45 - 09:59	2	14	0	0	5	0	0	0	0	0	0	0	1	22
10:00 - 10:14	0	20	5	0	2	0	0	0	0	1	0	0	0	28
10:15 - 10:29	1	9	1	0	5	0	1	0	0	1	0	0	0	18
10:30 - 10:44	0	11	2	0	6	2	0	1	0	0	0	0	0	22
10:45 - 10:59	0	12	2	0	2	2	1	1	0	0	0	0	1	21
11:00 - 11:14	0	19	0	0	1	1	1	1	0	0	0	0	1	24
11:15 - 11:29	2	27	2	0	3	1	0	0	0	1	0	0	0	36
11:30 - 11:44	0	19	4	0	5	1	2	0	0	0	0	0	0	31
11:45 - 11:59	0	27	7	0	1	0	0	0	0	0	0	0	1	36
12:00 - 12:14	0	25	9	0	10	1	0	0	0	0	0	0	1	46
12:15 - 12:29	0	34	8	0	3	0	0	0	0	0	0	0	1	46
12:30 - 12:44	1	20	3	0	7	1	0	1	0	0	0	0	0	33
12:45 - 12:59	1	18	3	0	6	0	1	0	0	0	0	0	2	31

Daily Total Classes Report

Study Date: Tuesday, 05/02/2023

Unit ID:

Location: 750 West, South Location

	#1	#2	#3	#4	#5	#6	#7	#8	#9	#10	#11	#12	#13	Total
13:00 - 13:14	0	20	1	0	2	0	0	0	0	0	0	0	0	23
13:15 - 13:29	0	22	4	1	1	0	1	1	0	0	0	0	1	31
13:30 - 13:44	2	20	2	1	5	0	0	1	0	0	0	0	0	31
13:45 - 13:59	0	15	3	0	6	0	1	0	1	0	0	0	1	27
14:00 - 14:14	1	24	4	0	6	0	0	0	0	0	0	0	1	36
14:15 - 14:29	0	33	2	0	8	0	0	1	0	0	0	0	0	44
14:30 - 14:44	0	38	9	0	7	0	0	0	0	0	0	0	1	55
14:45 - 14:59	0	48	6	0	7	0	0	1	0	0	0	0	0	62
15:00 - 15:14	1	30	4	1	11	0	0	1	0	1	0	0	0	49
15:15 - 15:29	1	47	7	0	9	0	0	1	0	0	0	0	0	65
15:30 - 15:44	3	48	9	0	19	0	0	1	0	0	0	0	1	81
15:45 - 15:59	0	48	10	0	8	0	0	2	0	0	0	0	0	68
16:00 - 16:14	0	35	10	0	7	0	0	0	0	0	0	0	1	53
16:15 - 16:29	1	37	4	0	9	0	0	0	0	0	0	0	0	51
16:30 - 16:44	0	56	8	0	11	0	0	1	0	0	0	0	0	76
16:45 - 16:59	3	51	14	0	8	0	0	0	0	0	0	0	0	76
17:00 - 17:14	1	47	12	0	9	0	0	0	0	0	0	0	0	69
17:15 - 17:29	2	64	9	1	15	0	0	1	1	0	0	0	0	93
17:30 - 17:44	0	46	11	0	13	0	0	0	0	0	0	0	0	70
17:45 - 17:59	1	41	8	0	12	0	0	1	0	0	0	0	0	63
18:00 - 18:14	0	34	6	0	9	0	0	1	0	0	0	0	0	50
18:15 - 18:29	0	36	5	0	12	0	0	2	0	0	0	0	0	55
18:30 - 18:44	1	32	5	0	8	0	0	0	0	0	0	0	0	46
18:45 - 18:59	0	33	4	0	10	0	0	0	0	0	0	0	0	47
19:00 - 19:14	0	42	7	0	6	0	0	0	0	0	0	0	0	55
19:15 - 19:29	0	53	6	0	6	0	0	0	0	0	0	0	0	65
19:30 - 19:44	0	30	4	0	4	0	0	0	0	0	0	0	0	38
19:45 - 19:59	0	32	3	0	2	0	0	0	0	0	0	0	0	37
20:00 - 20:14	1	24	6	0	2	0	0	1	0	0	0	0	0	34
20:15 - 20:29	0	20	6	0	5	0	0	0	0	0	0	0	0	31
20:30 - 20:44	1	24	5	0	4	0	0	0	0	0	0	0	0	34
20:45 - 20:59	0	22	4	0	2	0	0	0	0	0	0	0	0	28
21:00 - 21:14	0	14	1	0	1	0	0	0	0	0	0	0	0	16
21:15 - 21:29	0	12	2	0	2	0	0	0	0	0	0	0	0	16
21:30 - 21:44	0	22	1	0	3	0	0	0	0	0	0	0	0	26
21:45 - 21:59	0	20	3	0	5	0	0	0	0	0	0	0	0	28
22:00 - 22:14	0	10	0	0	2	0	0	0	0	0	0	0	0	12
22:15 - 22:29	0	9	1	0	0	0	0	0	0	0	0	0	0	10
22:30 - 22:44	0	7	1	0	0	0	0	0	0	0	0	0	0	8
22:45 - 22:59	0	4	0	0	0	0	0	0	0	0	0	0	0	4
23:00 - 23:14	0	3	0	0	0	0	0	0	0	0	0	0	0	3
23:15 - 23:29	0	2	0	0	0	0	0	0	0	0	0	0	0	2
23:30 - 23:44	0	2	0	0	0	0	0	0	0	0	0	0	0	2
23:45 - 23:59	0	0	1	0	0	0	0	0	0	0	0	0	0	1
Totals	35	1927	349	10	385	10	13	22	4	4	0	0	23	2782
Percent of Total	1.3	69.3	12.5	0.4	13.8	0.4	0.5	0.8	0.1	0.1	0.0	0.0	0.8	100
Percent of AM	1.6	67.0	13.8	0.7	12.0	0.9	1.2	0.6	0.2	0.4	0.0	0.0	1.5	100
Percent of PM	1.1	70.3	12.0	0.2	14.6	0.1	0.2	0.9	0.1	0.1	0.0	0.0	0.5	100

Daily Total Classes Report

Study Date: Tuesday, 05/02/2023

Unit ID:

Location: 750 West, South Location

Truck Summary:

Total Trucks: 471 % Trucks: 16.9 AM % Trucks: 17.5 PM % Trucks: 16.7

Classification Scheme: FHWA (ID: 1)

#1	Motorcycles - 2 Axles	#6	Single Unit Truck - 3 Axles	#11	Multi-Unit - 5 Axles or Less
#2	Passenger Cars - 2 Axles	#7	Single Unit - 4 Axles	#12	Multi-Unit - 6 Axles
#3	Pickup Trucks, Vans - 2 Axles	#8	Single Unit - 4 Axles or Less	#13	Multi-Unit - 7 Axles or More
#4	Buses	#9	Double Unit - 5 Axles		
#5	Single Unit - 2 Axles, 6 Tires	#10	Double Unit - 6 Axles or More		

Daily Northbound Speeds (MPH)

Study Date: Tuesday, 05/02/2023

Unit ID:

Location: 750 West, South Location

Posted Speed: 30

	5-14	15-19	20-24	25-29	30-34	35-39	40-44	45-49	50-54	55-59	60-64	65-69	70-74	75-79	80-99	Total
00:00 - 00:14	0	0	0	1	0	0	0	0	0	0	0	0	0	0	0	1
00:15 - 00:29	0	0	0	0	0	0	0	0	0	0	0	0	0	0	0	0
00:30 - 00:44	0	0	0	1	3	1	0	0	0	0	0	0	0	0	0	5
00:45 - 00:59	0	0	0	0	2	1	0	0	0	0	0	0	0	0	0	3
01:00 - 01:14	0	0	0	0	0	0	0	0	0	0	0	0	0	0	0	0
01:15 - 01:29	0	0	0	0	1	0	0	0	0	0	0	0	0	0	0	1
01:30 - 01:44	0	0	0	0	1	0	0	0	0	0	0	0	0	0	0	1
01:45 - 01:59	0	0	0	0	0	0	0	0	0	0	0	0	0	0	0	0
02:00 - 02:14	0	0	0	0	0	0	1	0	0	0	0	0	0	0	0	1
02:15 - 02:29	0	0	0	0	1	0	0	0	0	0	0	0	0	0	0	1
02:30 - 02:44	0	0	0	0	1	0	0	0	0	0	0	0	0	0	0	1
02:45 - 02:59	0	0	0	0	0	0	0	0	0	0	0	0	0	0	0	0
03:00 - 03:14	0	0	0	0	0	0	0	0	0	0	0	0	0	0	0	0
03:15 - 03:29	0	0	0	0	0	1	0	0	0	0	0	0	0	0	0	1
03:30 - 03:44	0	0	0	0	1	0	0	0	0	0	0	0	0	0	0	1
03:45 - 03:59	0	0	0	0	0	0	0	0	0	0	0	0	0	0	0	0
04:00 - 04:14	0	0	0	0	0	0	0	0	0	0	0	0	0	0	0	0
04:15 - 04:29	0	0	0	0	0	2	0	0	0	0	0	0	0	0	0	2
04:30 - 04:44	0	0	0	0	1	0	0	0	0	0	0	0	0	0	0	1
04:45 - 04:59	0	0	0	0	0	1	0	0	0	0	0	0	0	0	0	1
05:00 - 05:14	0	0	1	0	1	0	0	0	0	0	0	0	0	0	0	2
05:15 - 05:29	0	0	0	0	4	1	1	0	0	0	0	0	0	0	0	6
05:30 - 05:44	0	0	0	0	1	0	0	0	0	0	0	0	0	0	0	1
05:45 - 05:59	0	0	0	1	4	0	0	0	0	0	0	0	0	0	0	5
06:00 - 06:14	0	0	0	2	1	2	0	0	0	0	0	0	0	0	0	5
06:15 - 06:29	1	0	0	1	2	1	0	0	0	0	0	0	0	0	0	5
06:30 - 06:44	0	0	0	1	2	2	0	0	0	0	0	0	0	0	0	5
06:45 - 06:59	0	0	1	0	7	2	0	0	0	0	0	0	0	0	0	10
07:00 - 07:14	0	1	0	1	4	6	0	0	0	0	0	0	0	0	0	12
07:15 - 07:29	0	0	1	5	7	4	2	0	0	0	0	0	0	0	0	19
07:30 - 07:44	0	3	0	5	6	3	0	0	0	0	0	0	0	0	0	17
07:45 - 07:59	0	0	0	2	12	3	2	0	0	0	0	0	0	0	0	19
08:00 - 08:14	0	0	2	2	7	4	0	0	0	0	0	0	0	0	0	15
08:15 - 08:29	1	2	1	4	8	4	0	0	0	0	0	0	0	0	0	20
08:30 - 08:44	0	0	0	3	8	4	1	0	0	0	0	0	0	0	0	16
08:45 - 08:59	0	0	1	4	10	4	0	0	0	0	0	0	0	0	0	19
09:00 - 09:14	0	0	0	2	5	6	0	0	0	0	1	0	0	0	0	14
09:15 - 09:29	0	0	0	2	4	1	1	0	0	0	0	0	0	0	0	8
09:30 - 09:44	0	0	1	4	9	1	1	0	1	0	0	0	0	0	0	17
09:45 - 09:59	1	0	0	2	8	1	1	0	0	0	0	0	0	0	0	13
10:00 - 10:14	0	0	0	2	5	6	1	0	0	0	0	0	0	0	0	14
10:15 - 10:29	2	0	0	2	5	0	0	0	0	0	0	0	0	0	0	9
10:30 - 10:44	1	3	0	2	3	1	1	0	0	0	0	0	0	0	0	11
10:45 - 10:59	0	0	0	3	5	2	1	0	0	0	0	0	0	0	0	11
11:00 - 11:14	0	0	1	3	7	2	1	0	0	0	0	0	0	0	0	14
11:15 - 11:29	1	0	3	5	8	3	0	0	0	0	0	0	0	0	0	20
11:30 - 11:44	0	1	0	5	6	3	0	1	0	0	0	0	0	0	0	16
11:45 - 11:59	0	0	1	1	7	6	2	0	0	0	0	0	0	0	0	17
12:00 - 12:14	0	0	1	8	11	5	4	0	0	1	0	0	0	0	0	30
12:15 - 12:29	0	0	0	1	12	4	2	0	0	1	0	0	0	0	0	20
12:30 - 12:44	0	0	1	0	5	5	1	0	0	0	0	0	0	0	0	12

Daily Northbound Speeds (MPH)

Study Date: Tuesday, 05/02/2023

Unit ID:

Location: 750 West, South Location

Posted Speed: 30

	5-14	15-19	20-24	25-29	30-34	35-39	40-44	45-49	50-54	55-59	60-64	65-69	70-74	75-79	80-99	Total
12:45 - 12:59	0	0	0	7	6	3	0	0	0	0	0	0	0	0	0	16
13:00 - 13:14	0	0	1	2	7	3	1	0	0	0	0	0	0	0	0	14
13:15 - 13:29	0	0	0	5	7	3	0	0	0	0	0	0	0	0	0	15
13:30 - 13:44	0	0	0	2	9	3	0	0	0	0	0	0	0	0	0	14
13:45 - 13:59	1	0	0	3	6	1	0	0	0	0	0	0	0	0	0	11
14:00 - 14:14	0	0	0	1	19	4	0	0	0	0	0	0	0	0	0	24
14:15 - 14:29	0	0	0	2	8	6	0	0	0	0	0	0	0	0	0	16
14:30 - 14:44	0	0	0	8	11	11	0	1	0	0	0	0	0	0	0	31
14:45 - 14:59	0	0	1	2	17	9	2	0	0	0	0	0	0	0	0	31
15:00 - 15:14	2	1	0	4	14	8	3	0	0	0	0	0	0	0	0	32
15:15 - 15:29	0	0	0	4	22	8	0	0	0	0	0	0	0	0	0	34
15:30 - 15:44	0	1	1	14	21	13	3	1	0	0	0	0	0	0	0	54
15:45 - 15:59	0	0	0	6	23	9	3	0	0	0	0	0	0	0	0	41
16:00 - 16:14	0	0	0	1	13	13	2	0	1	0	0	0	0	0	0	30
16:15 - 16:29	0	0	1	3	18	11	1	0	0	0	0	0	0	0	0	34
16:30 - 16:44	0	0	0	3	23	16	2	2	0	0	0	0	0	0	0	46
16:45 - 16:59	0	1	2	2	13	13	3	1	0	0	0	0	0	0	0	35
17:00 - 17:14	0	1	0	2	19	19	3	0	0	0	0	0	0	0	0	44
17:15 - 17:29	0	0	0	3	22	15	4	0	0	0	0	0	0	0	0	44
17:30 - 17:44	0	0	0	2	19	11	2	0	0	0	0	0	0	0	0	34
17:45 - 17:59	0	0	0	4	18	10	4	2	0	0	0	0	0	0	0	38
18:00 - 18:14	0	0	0	1	12	6	0	0	0	0	0	0	0	0	0	19
18:15 - 18:29	0	0	0	0	15	9	3	2	0	0	0	0	0	0	0	29
18:30 - 18:44	0	0	0	0	14	6	1	0	0	0	0	0	0	0	0	21
18:45 - 18:59	0	0	0	1	10	10	1	0	0	0	0	0	0	0	0	22
19:00 - 19:14	0	0	0	6	23	5	3	0	0	0	0	0	0	0	0	37
19:15 - 19:29	0	0	0	3	24	15	1	1	0	0	0	0	0	0	0	44
19:30 - 19:44	1	0	0	1	9	5	0	0	0	0	0	0	0	0	0	16
19:45 - 19:59	0	0	1	5	6	6	0	0	0	0	0	0	0	0	0	18
20:00 - 20:14	0	0	1	2	17	5	1	0	0	0	0	0	0	0	0	26
20:15 - 20:29	0	0	1	2	11	5	0	0	0	0	0	0	0	0	0	19
20:30 - 20:44	0	0	0	4	12	2	0	0	0	0	0	0	0	0	0	18
20:45 - 20:59	0	0	0	3	7	3	0	0	0	0	0	0	0	0	0	13
21:00 - 21:14	0	0	0	2	7	2	0	0	0	0	0	0	0	0	0	11
21:15 - 21:29	0	0	0	1	3	3	0	0	0	0	0	0	0	0	0	7
21:30 - 21:44	0	0	0	2	13	1	0	0	0	0	0	0	0	0	0	16
21:45 - 21:59	0	0	0	1	6	13	0	0	0	0	0	0	0	0	0	20
22:00 - 22:14	0	0	0	1	6	2	1	0	0	0	0	0	0	0	0	10
22:15 - 22:29	0	0	0	0	2	2	1	0	0	0	0	0	0	0	0	5
22:30 - 22:44	0	0	0	1	3	0	0	0	0	0	0	0	0	0	0	4
22:45 - 22:59	0	0	0	1	1	0	0	0	0	0	0	0	0	0	0	2
23:00 - 23:14	0	0	0	1	1	0	0	0	0	0	0	0	0	0	0	2
23:15 - 23:29	0	0	0	0	1	0	0	0	0	1	0	0	0	0	0	2
23:30 - 23:44	0	0	0	0	1	0	0	0	0	0	0	0	0	0	0	1
23:45 - 23:59	0	0	0	1	0	0	0	0	0	0	0	0	0	0	0	1
Totals	11	14	24	194	714	381	68	11	2	3	1	0	0	0	0	1423
Percent of Total	0.8	1.0	1.7	13.6	50.2	26.8	4.8	0.8	0.1	0.2	0.1	0.0	0.0	0.0	0.0	100
Percent of AM	1.9	2.8	3.6	18.3	46.4	21.7	4.4	0.3	0.3	0.0	0.3	0.0	0.0	0.0	0.0	100
Percent of PM	0.4	0.4	1.0	12.0	51.5	28.5	4.9	0.9	0.1	0.3	0.0	0.0	0.0	0.0	0.0	100

Daily Northbound Speeds (MPH)

Study Date: Tuesday, 05/02/2023

Unit ID:

Location: 750 West, South Location

Posted Speed: 30

Standard Deviation:	5.3 MPH	Ten Mile Pace:	30 to 39 MPH	85th Percentile:	38.3 MPH
Mean Speed:	33.4 MPH	Percent in Ten Mile Pace:	77.0%	15th Percentile:	29.2 MPH
Median Speed:	33.3 MPH			90th Percentile:	39.2 MPH
Modal Speed:	32.5 MPH			95th Percentile:	41.0 MPH

Daily Southbound Speeds (MPH)

Study Date: Tuesday, 05/02/2023

Unit ID:

Location: 750 West, South Location

Posted Speed: 30

	5-14	15-19	20-24	25-29	30-34	35-39	40-44	45-49	50-54	55-59	60-64	65-69	70-74	75-79	80-99	Total
00:00 - 00:14	0	0	0	0	0	0	0	0	0	0	0	0	0	0	0	0
00:15 - 00:29	0	0	0	0	0	0	0	0	0	0	0	0	0	0	0	0
00:30 - 00:44	0	0	0	0	0	0	1	0	0	0	0	0	0	0	0	1
00:45 - 00:59	0	0	0	0	0	0	0	0	0	0	0	0	0	0	0	0
01:00 - 01:14	0	0	0	0	0	0	0	0	0	0	0	0	0	0	0	0
01:15 - 01:29	0	0	0	1	1	0	0	0	0	0	0	0	0	0	0	2
01:30 - 01:44	0	0	0	0	0	0	0	0	0	0	0	0	0	0	0	0
01:45 - 01:59	0	0	0	0	0	0	0	0	0	0	0	0	0	0	0	0
02:00 - 02:14	0	0	0	0	1	0	0	0	0	0	0	0	0	0	0	1
02:15 - 02:29	0	0	0	0	0	1	0	0	0	0	0	0	0	0	0	1
02:30 - 02:44	0	0	0	0	0	0	0	0	0	0	0	0	0	0	0	0
02:45 - 02:59	0	0	0	0	0	1	0	0	0	0	0	0	0	0	0	1
03:00 - 03:14	0	0	0	0	0	0	0	0	0	0	0	0	0	0	0	0
03:15 - 03:29	0	0	0	1	1	0	0	0	0	0	0	0	0	0	0	2
03:30 - 03:44	0	0	0	0	1	0	0	0	0	0	0	0	0	0	0	1
03:45 - 03:59	0	0	0	0	0	0	0	0	0	0	0	0	0	0	0	0
04:00 - 04:14	0	0	0	1	2	1	0	0	0	0	0	0	0	0	0	4
04:15 - 04:29	0	0	0	0	1	2	1	0	0	0	0	0	0	0	0	4
04:30 - 04:44	0	0	0	1	1	1	0	0	0	0	0	0	0	0	0	3
04:45 - 04:59	0	0	1	0	2	0	4	0	0	0	0	0	0	0	0	7
05:00 - 05:14	0	0	0	0	3	0	0	0	0	0	0	0	0	0	0	3
05:15 - 05:29	0	0	0	0	1	1	0	0	0	0	0	0	0	0	0	2
05:30 - 05:44	0	0	0	2	5	6	0	0	0	0	0	0	0	0	0	13
05:45 - 05:59	0	0	0	2	7	7	1	1	0	0	0	0	0	0	0	18
06:00 - 06:14	0	0	0	2	4	3	1	0	0	0	0	0	0	0	0	10
06:15 - 06:29	1	0	0	1	9	3	0	0	0	0	0	0	0	0	0	14
06:30 - 06:44	0	1	0	3	8	2	1	0	0	0	0	0	0	0	0	15
06:45 - 06:59	0	0	0	3	20	8	0	0	0	0	0	0	0	0	0	31
07:00 - 07:14	0	0	0	6	7	5	1	0	1	0	0	0	0	0	0	20
07:15 - 07:29	0	1	0	0	15	4	1	0	0	0	0	0	0	0	0	21
07:30 - 07:44	0	0	1	1	20	10	1	0	0	0	0	0	0	0	0	33
07:45 - 07:59	0	0	4	5	32	14	2	1	0	0	0	0	0	0	0	58
08:00 - 08:14	0	1	1	3	9	8	0	0	0	0	0	0	0	0	0	22
08:15 - 08:29	0	2	0	2	9	5	1	0	0	0	0	0	0	0	0	19
08:30 - 08:44	0	0	0	5	12	3	1	1	0	0	0	0	1	0	0	23
08:45 - 08:59	0	1	0	2	9	4	2	1	0	0	0	0	0	0	0	19
09:00 - 09:14	1	0	0	0	5	4	1	0	0	0	0	0	0	0	0	11
09:15 - 09:29	0	0	0	1	4	6	1	3	0	0	0	0	0	0	0	15
09:30 - 09:44	0	0	0	1	5	2	0	0	0	0	0	0	0	0	0	8
09:45 - 09:59	0	0	0	1	6	1	1	0	0	0	0	0	0	0	0	9
10:00 - 10:14	0	0	0	1	5	7	0	0	1	0	0	0	0	0	0	14
10:15 - 10:29	0	0	0	2	5	2	0	0	0	0	0	0	0	0	0	9
10:30 - 10:44	0	0	0	3	6	2	0	0	0	0	0	0	0	0	0	11
10:45 - 10:59	0	0	0	1	5	2	2	0	0	0	0	0	0	0	0	10
11:00 - 11:14	0	0	0	1	3	6	0	0	0	0	0	0	0	0	0	10
11:15 - 11:29	1	0	0	4	8	2	1	0	0	0	0	0	0	0	0	16
11:30 - 11:44	0	0	0	2	5	7	1	0	0	0	0	0	0	0	0	15
11:45 - 11:59	0	0	1	2	8	5	3	0	0	0	0	0	0	0	0	19
12:00 - 12:14	0	0	0	0	8	7	1	0	0	0	0	0	0	0	0	16
12:15 - 12:29	0	0	0	2	15	7	2	0	0	0	0	0	0	0	0	26
12:30 - 12:44	0	0	0	1	12	7	1	0	0	0	0	0	0	0	0	21

Daily Southbound Speeds (MPH)

Study Date: Tuesday, 05/02/2023

Unit ID:

Location: 750 West, South Location

Posted Speed: 30

	5-14	15-19	20-24	25-29	30-34	35-39	40-44	45-49	50-54	55-59	60-64	65-69	70-74	75-79	80-99	Total
12:45 - 12:59	0	0	0	3	8	4	0	0	0	0	0	0	0	0	0	15
13:00 - 13:14	1	0	0	1	5	2	0	0	0	0	0	0	0	0	0	9
13:15 - 13:29	0	0	0	4	6	4	2	0	0	0	0	0	0	0	0	16
13:30 - 13:44	0	0	1	4	4	6	2	0	0	0	0	0	0	0	0	17
13:45 - 13:59	0	0	0	2	7	5	2	0	0	0	0	0	0	0	0	16
14:00 - 14:14	0	0	0	2	6	3	1	0	0	0	0	0	0	0	0	12
14:15 - 14:29	0	0	1	2	17	7	1	0	0	0	0	0	0	0	0	28
14:30 - 14:44	0	0	0	2	13	5	3	1	0	0	0	0	0	0	0	24
14:45 - 14:59	0	0	2	0	17	11	1	0	0	0	0	0	0	0	0	31
15:00 - 15:14	0	0	1	3	9	2	2	0	0	0	0	0	0	0	0	17
15:15 - 15:29	0	1	2	7	15	6	0	0	0	0	0	0	0	0	0	31
15:30 - 15:44	0	0	0	1	16	9	1	0	0	0	0	0	0	0	0	27
15:45 - 15:59	0	0	0	1	9	10	6	1	0	0	0	0	0	0	0	27
16:00 - 16:14	0	0	0	1	13	5	3	1	0	0	0	0	0	0	0	23
16:15 - 16:29	0	0	0	0	6	8	2	1	0	0	0	0	0	0	0	17
16:30 - 16:44	0	0	0	0	15	12	3	0	0	0	0	0	0	0	0	30
16:45 - 16:59	0	0	0	2	20	15	3	0	0	0	1	0	0	0	0	41
17:00 - 17:14	0	0	0	2	9	11	3	0	0	0	0	0	0	0	0	25
17:15 - 17:29	0	0	0	3	24	18	3	0	0	0	0	0	0	0	0	48
17:30 - 17:44	0	0	0	3	12	19	2	0	0	0	0	0	0	0	0	36
17:45 - 17:59	0	0	0	1	11	9	4	0	0	0	0	0	0	0	0	25
18:00 - 18:14	0	0	0	0	17	11	3	0	0	0	0	0	0	0	0	31
18:15 - 18:29	0	0	1	0	14	9	1	1	0	0	0	0	0	0	0	26
18:30 - 18:44	0	0	0	1	7	11	6	0	0	0	0	0	0	0	0	25
18:45 - 18:59	0	0	0	2	12	9	1	1	0	0	0	0	0	0	0	25
19:00 - 19:14	0	0	1	0	6	9	1	1	0	0	0	0	0	0	0	18
19:15 - 19:29	0	1	0	0	8	12	0	0	0	0	0	0	0	0	0	21
19:30 - 19:44	0	0	0	3	13	5	1	0	0	0	0	0	0	0	0	22
19:45 - 19:59	0	0	1	4	8	6	0	0	0	0	0	0	0	0	0	19
20:00 - 20:14	0	0	0	0	4	4	0	0	0	0	0	0	0	0	0	8
20:15 - 20:29	0	0	1	0	4	3	4	0	0	0	0	0	0	0	0	12
20:30 - 20:44	0	0	0	2	8	4	2	0	0	0	0	0	0	0	0	16
20:45 - 20:59	0	0	1	0	10	3	1	0	0	0	0	0	0	0	0	15
21:00 - 21:14	0	0	0	0	3	2	0	0	0	0	0	0	0	0	0	5
21:15 - 21:29	0	0	1	0	4	4	0	0	0	0	0	0	0	0	0	9
21:30 - 21:44	0	0	0	0	7	1	2	0	0	0	0	0	0	0	0	10
21:45 - 21:59	0	0	1	0	4	2	0	0	1	0	0	0	0	0	0	8
22:00 - 22:14	0	0	0	0	1	1	0	0	0	0	0	0	0	0	0	2
22:15 - 22:29	0	0	0	0	2	3	0	0	0	0	0	0	0	0	0	5
22:30 - 22:44	0	0	0	2	2	0	0	0	0	0	0	0	0	0	0	4
22:45 - 22:59	0	0	0	1	1	0	0	0	0	0	0	0	0	0	0	2
23:00 - 23:14	0	0	0	0	1	0	0	0	0	0	0	0	0	0	0	1
23:15 - 23:29	0	0	0	0	0	0	0	0	0	0	0	0	0	0	0	0
23:30 - 23:44	0	0	0	0	1	0	0	0	0	0	0	0	0	0	0	1
23:45 - 23:59	0	0	0	0	0	0	0	0	0	0	0	0	0	0	0	0
Totals	4	8	22	122	659	426	98	14	3	0	1	0	1	0	0	1358
Percent of Total	0.3	0.6	1.6	9.0	48.5	31.4	7.2	1.0	0.2	0.0	0.1	0.0	0.1	0.0	0.0	100
Percent of AM	0.6	1.2	1.6	12.1	49.5	27.3	5.7	1.4	0.4	0.0	0.0	0.0	0.2	0.0	0.0	100
Percent of PM	0.1	0.2	1.6	7.2	48.0	33.7	8.1	0.8	0.1	0.0	0.1	0.0	0.0	0.0	0.0	100

Daily Southbound Speeds (MPH)

Study Date: Tuesday, 05/02/2023

Unit ID:

Location: 750 West, South Location

Posted Speed: 30

Standard Deviation:	5.1 MPH	Ten Mile Pace:	30 to 39 MPH	85th Percentile:	39.0 MPH
Mean Speed:	34.3 MPH	Percent in Ten Mile Pace:	79.9%	15th Percentile:	30.4 MPH
Median Speed:	34.0 MPH			90th Percentile:	39.8 MPH
Modal Speed:	32.5 MPH			95th Percentile:	42.5 MPH

Daily Total Speeds (MPH)

Study Date: Tuesday, 05/02/2023

Unit ID:

Location: 750 West, South Location

Posted Speed: 30

	5-14	15-19	20-24	25-29	30-34	35-39	40-44	45-49	50-54	55-59	60-64	65-69	70-74	75-79	80-99	Total
00:00 - 00:14	0	0	0	1	0	0	0	0	0	0	0	0	0	0	0	1
00:15 - 00:29	0	0	0	0	0	0	0	0	0	0	0	0	0	0	0	0
00:30 - 00:44	0	0	0	1	3	1	1	0	0	0	0	0	0	0	0	6
00:45 - 00:59	0	0	0	0	2	1	0	0	0	0	0	0	0	0	0	3
01:00 - 01:14	0	0	0	0	0	0	0	0	0	0	0	0	0	0	0	0
01:15 - 01:29	0	0	0	1	2	0	0	0	0	0	0	0	0	0	0	3
01:30 - 01:44	0	0	0	0	1	0	0	0	0	0	0	0	0	0	0	1
01:45 - 01:59	0	0	0	0	0	0	0	0	0	0	0	0	0	0	0	0
02:00 - 02:14	0	0	0	0	1	0	1	0	0	0	0	0	0	0	0	2
02:15 - 02:29	0	0	0	0	1	1	0	0	0	0	0	0	0	0	0	2
02:30 - 02:44	0	0	0	0	1	0	0	0	0	0	0	0	0	0	0	1
02:45 - 02:59	0	0	0	0	0	1	0	0	0	0	0	0	0	0	0	1
03:00 - 03:14	0	0	0	0	0	0	0	0	0	0	0	0	0	0	0	0
03:15 - 03:29	0	0	0	1	1	1	0	0	0	0	0	0	0	0	0	3
03:30 - 03:44	0	0	0	0	2	0	0	0	0	0	0	0	0	0	0	2
03:45 - 03:59	0	0	0	0	0	0	0	0	0	0	0	0	0	0	0	0
04:00 - 04:14	0	0	0	1	2	1	0	0	0	0	0	0	0	0	0	4
04:15 - 04:29	0	0	0	0	1	4	1	0	0	0	0	0	0	0	0	6
04:30 - 04:44	0	0	0	1	2	1	0	0	0	0	0	0	0	0	0	4
04:45 - 04:59	0	0	1	0	2	1	4	0	0	0	0	0	0	0	0	8
05:00 - 05:14	0	0	1	0	4	0	0	0	0	0	0	0	0	0	0	5
05:15 - 05:29	0	0	0	0	5	2	1	0	0	0	0	0	0	0	0	8
05:30 - 05:44	0	0	0	2	6	6	0	0	0	0	0	0	0	0	0	14
05:45 - 05:59	0	0	0	3	11	7	1	1	0	0	0	0	0	0	0	23
06:00 - 06:14	0	0	0	4	5	5	1	0	0	0	0	0	0	0	0	15
06:15 - 06:29	2	0	0	2	11	4	0	0	0	0	0	0	0	0	0	19
06:30 - 06:44	0	1	0	4	10	4	1	0	0	0	0	0	0	0	0	20
06:45 - 06:59	0	0	1	3	27	10	0	0	0	0	0	0	0	0	0	41
07:00 - 07:14	0	1	0	7	11	11	1	0	1	0	0	0	0	0	0	32
07:15 - 07:29	0	1	1	5	22	8	3	0	0	0	0	0	0	0	0	40
07:30 - 07:44	0	3	1	6	26	13	1	0	0	0	0	0	0	0	0	50
07:45 - 07:59	0	0	4	7	44	17	4	1	0	0	0	0	0	0	0	77
08:00 - 08:14	0	1	3	5	16	12	0	0	0	0	0	0	0	0	0	37
08:15 - 08:29	1	4	1	6	17	9	1	0	0	0	0	0	0	0	0	39
08:30 - 08:44	0	0	0	8	20	7	2	1	0	0	0	0	1	0	0	39
08:45 - 08:59	0	1	1	6	19	8	2	1	0	0	0	0	0	0	0	38
09:00 - 09:14	1	0	0	2	10	10	1	0	0	0	1	0	0	0	0	25
09:15 - 09:29	0	0	0	3	8	7	2	3	0	0	0	0	0	0	0	23
09:30 - 09:44	0	0	1	5	14	3	1	0	1	0	0	0	0	0	0	25
09:45 - 09:59	1	0	0	3	14	2	2	0	0	0	0	0	0	0	0	22
10:00 - 10:14	0	0	0	3	10	13	1	0	1	0	0	0	0	0	0	28
10:15 - 10:29	2	0	0	4	10	2	0	0	0	0	0	0	0	0	0	18
10:30 - 10:44	1	3	0	5	9	3	1	0	0	0	0	0	0	0	0	22
10:45 - 10:59	0	0	0	4	10	4	3	0	0	0	0	0	0	0	0	21
11:00 - 11:14	0	0	1	4	10	8	1	0	0	0	0	0	0	0	0	24
11:15 - 11:29	2	0	3	9	16	5	1	0	0	0	0	0	0	0	0	36
11:30 - 11:44	0	1	0	7	11	10	1	1	0	0	0	0	0	0	0	31
11:45 - 11:59	0	0	2	3	15	11	5	0	0	0	0	0	0	0	0	36
12:00 - 12:14	0	0	1	8	19	12	5	0	0	1	0	0	0	0	0	46
12:15 - 12:29	0	0	0	3	27	11	4	0	0	1	0	0	0	0	0	46
12:30 - 12:44	0	0	1	1	17	12	2	0	0	0	0	0	0	0	0	33

Daily Total Speeds (MPH)

Study Date: Tuesday, 05/02/2023

Unit ID:

Location: 750 West, South Location

Posted Speed: 30

	5-14	15-19	20-24	25-29	30-34	35-39	40-44	45-49	50-54	55-59	60-64	65-69	70-74	75-79	80-99	Total
12:45 - 12:59	0	0	0	10	14	7	0	0	0	0	0	0	0	0	0	31
13:00 - 13:14	1	0	1	3	12	5	1	0	0	0	0	0	0	0	0	23
13:15 - 13:29	0	0	0	9	13	7	2	0	0	0	0	0	0	0	0	31
13:30 - 13:44	0	0	1	6	13	9	2	0	0	0	0	0	0	0	0	31
13:45 - 13:59	1	0	0	5	13	6	2	0	0	0	0	0	0	0	0	27
14:00 - 14:14	0	0	0	3	25	7	1	0	0	0	0	0	0	0	0	36
14:15 - 14:29	0	0	1	4	25	13	1	0	0	0	0	0	0	0	0	44
14:30 - 14:44	0	0	0	10	24	16	3	2	0	0	0	0	0	0	0	55
14:45 - 14:59	0	0	3	2	34	20	3	0	0	0	0	0	0	0	0	62
15:00 - 15:14	2	1	1	7	23	10	5	0	0	0	0	0	0	0	0	49
15:15 - 15:29	0	1	2	11	37	14	0	0	0	0	0	0	0	0	0	65
15:30 - 15:44	0	1	1	15	37	22	4	1	0	0	0	0	0	0	0	81
15:45 - 15:59	0	0	0	7	32	19	9	1	0	0	0	0	0	0	0	68
16:00 - 16:14	0	0	0	2	26	18	5	1	1	0	0	0	0	0	0	53
16:15 - 16:29	0	0	1	3	24	19	3	1	0	0	0	0	0	0	0	51
16:30 - 16:44	0	0	0	3	38	28	5	2	0	0	0	0	0	0	0	76
16:45 - 16:59	0	1	2	4	33	28	6	1	0	0	1	0	0	0	0	76
17:00 - 17:14	0	1	0	4	28	30	6	0	0	0	0	0	0	0	0	69
17:15 - 17:29	0	0	0	6	46	33	7	0	0	0	0	0	0	0	0	92
17:30 - 17:44	0	0	0	5	31	30	4	0	0	0	0	0	0	0	0	70
17:45 - 17:59	0	0	0	5	29	19	8	2	0	0	0	0	0	0	0	63
18:00 - 18:14	0	0	0	1	29	17	3	0	0	0	0	0	0	0	0	50
18:15 - 18:29	0	0	1	0	29	18	4	3	0	0	0	0	0	0	0	55
18:30 - 18:44	0	0	0	1	21	17	7	0	0	0	0	0	0	0	0	46
18:45 - 18:59	0	0	0	3	22	19	2	1	0	0	0	0	0	0	0	47
19:00 - 19:14	0	0	1	6	29	14	4	1	0	0	0	0	0	0	0	55
19:15 - 19:29	0	1	0	3	32	27	1	1	0	0	0	0	0	0	0	65
19:30 - 19:44	1	0	0	4	22	10	1	0	0	0	0	0	0	0	0	38
19:45 - 19:59	0	0	2	9	14	12	0	0	0	0	0	0	0	0	0	37
20:00 - 20:14	0	0	1	2	21	9	1	0	0	0	0	0	0	0	0	34
20:15 - 20:29	0	0	2	2	15	8	4	0	0	0	0	0	0	0	0	31
20:30 - 20:44	0	0	0	6	20	6	2	0	0	0	0	0	0	0	0	34
20:45 - 20:59	0	0	1	3	17	6	1	0	0	0	0	0	0	0	0	28
21:00 - 21:14	0	0	0	2	10	4	0	0	0	0	0	0	0	0	0	16
21:15 - 21:29	0	0	1	1	7	7	0	0	0	0	0	0	0	0	0	16
21:30 - 21:44	0	0	0	2	20	2	2	0	0	0	0	0	0	0	0	26
21:45 - 21:59	0	0	1	1	10	15	0	0	1	0	0	0	0	0	0	28
22:00 - 22:14	0	0	0	1	7	3	1	0	0	0	0	0	0	0	0	12
22:15 - 22:29	0	0	0	0	4	5	1	0	0	0	0	0	0	0	0	10
22:30 - 22:44	0	0	0	3	5	0	0	0	0	0	0	0	0	0	0	8
22:45 - 22:59	0	0	0	2	2	0	0	0	0	0	0	0	0	0	0	4
23:00 - 23:14	0	0	0	1	2	0	0	0	0	0	0	0	0	0	0	3
23:15 - 23:29	0	0	0	0	1	0	0	0	0	1	0	0	0	0	0	2
23:30 - 23:44	0	0	0	0	2	0	0	0	0	0	0	0	0	0	0	2
23:45 - 23:59	0	0	0	1	0	0	0	0	0	0	0	0	0	0	0	1
Totals	15	22	46	316	1373	807	166	25	5	3	2	0	1	0	0	2781
Percent of Total	0.5	0.8	1.7	11.4	49.4	29.0	6.0	0.9	0.2	0.1	0.1	0.0	0.0	0.0	0.0	100
Percent of AM	1.2	1.9	2.5	14.7	48.2	24.9	5.1	0.9	0.4	0.0	0.1	0.0	0.1	0.0	0.0	100
Percent of PM	0.3	0.3	1.3	9.9	49.9	30.8	6.3	0.9	0.1	0.2	0.1	0.0	0.0	0.0	0.0	100

Daily Total Speeds (MPH)

Study Date: Tuesday, 05/02/2023

Unit ID:

Location: 750 West, South Location

Posted Speed: 30

Standard Deviation: 5.2 MPH
Mean Speed: 33.8 MPH
Median Speed: 33.6 MPH
Modal Speed: 32.5 MPH

Ten Mile Pace: 30 to 39 MPH
Percent in Ten Mile Pace: 78.4%

85th Percentile: 38.7 MPH
15th Percentile: 30.1 MPH
90th Percentile: 39.5 MPH
95th Percentile: 41.9 MPH

Daily Vehicle Volume Report

Study Date: Wednesday, 05/03/2023 / Thursday, 05/04/2023

Unit ID:

Location: 1100 North Location

	Eastbound Volume	Westbound Volume	Total Volume
02:00 - 02:14	4	0	4
02:15 - 02:29	1	0	1
02:30 - 02:44	0	0	0
02:45 - 02:59	0	0	0
03:00 - 03:14	0	1	1
03:15 - 03:29	0	0	0
03:30 - 03:44	0	0	0
03:45 - 03:59	1	0	1
04:00 - 04:14	1	1	2
04:15 - 04:29	0	3	3
04:30 - 04:44	1	4	5
04:45 - 04:59	1	7	8
05:00 - 05:14	2	3	5
05:15 - 05:29	5	4	9
05:30 - 05:44	4	5	9
05:45 - 05:59	6	5	11
06:00 - 06:14	7	6	13
06:15 - 06:29	4	8	12
06:30 - 06:44	4	6	10
06:45 - 06:59	7	5	12
07:00 - 07:14	6	11	17
07:15 - 07:29	17	7	24
07:30 - 07:44	10	5	15
07:45 - 07:59	16	8	24
08:00 - 08:14	26	12	38
08:15 - 08:29	27	7	34
08:30 - 08:44	22	13	35
08:45 - 08:59	13	11	24
09:00 - 09:14	7	5	12
09:15 - 09:29	8	12	20
09:30 - 09:44	12	6	18
09:45 - 09:59	10	5	15
10:00 - 10:14	7	5	12
10:15 - 10:29	12	3	15
10:30 - 10:44	7	3	10
10:45 - 10:59	12	7	19
11:00 - 11:14	9	6	15
11:15 - 11:29	11	8	19
11:30 - 11:44	6	12	18
11:45 - 11:59	9	12	21
12:00 - 12:14	10	10	20
12:15 - 12:29	15	9	24
12:30 - 12:44	10	14	24
12:45 - 12:59	11	7	18
13:00 - 13:14	11	10	21
13:15 - 13:29	17	16	33
13:30 - 13:44	15	13	28
13:45 - 13:59	13	10	23
14:00 - 14:14	15	13	28
14:15 - 14:29	5	12	17
14:30 - 14:44	9	19	28
14:45 - 14:59	13	20	33

Daily Vehicle Volume Report

Study Date: Wednesday, 05/03/2023 / Thursday, 05/04/2023

Unit ID:

Location: 1100 North Location

	Eastbound Volume	Westbound Volume	Total Volume
15:00 - 15:14	25	17	42
15:15 - 15:29	36	19	55
15:30 - 15:44	23	17	40
15:45 - 15:59	27	21	48
16:00 - 16:14	15	10	25
16:15 - 16:29	15	15	30
16:30 - 16:44	18	17	35
16:45 - 16:59	15	17	32
17:00 - 17:14	13	18	31
17:15 - 17:29	16	17	33
17:30 - 17:44	14	13	27
17:45 - 17:59	13	9	22
18:00 - 18:14	13	23	36
18:15 - 18:29	11	11	22
18:30 - 18:44	8	7	15
18:45 - 18:59	9	7	16
19:00 - 19:14	11	11	22
19:15 - 19:29	5	12	17
19:30 - 19:44	16	14	30
19:45 - 19:59	10	16	26
20:00 - 20:14	14	13	27
20:15 - 20:29	3	11	14
20:30 - 20:44	6	10	16
20:45 - 20:59	4	7	11
21:00 - 21:14	8	6	14
21:15 - 21:29	4	6	10
21:30 - 21:44	3	4	7
21:45 - 21:59	2	1	3
22:00 - 22:14	4	3	7
22:15 - 22:29	5	4	9
22:30 - 22:44	0	4	4
22:45 - 22:59	2	1	3
23:00 - 23:14	0	1	1
23:15 - 23:29	3	1	4
23:30 - 23:44	1	2	3
23:45 - 23:59	1	0	1
00:00 - 00:14	0	0	0
00:15 - 00:29	0	0	0
00:30 - 00:44	0	0	0
00:45 - 00:59	1	1	2
01:00 - 01:14	0	0	0
01:15 - 01:29	0	0	0
01:30 - 01:44	0	0	0
01:45 - 01:59	0	1	1
Totals	813	736	1549
AM Peak Time	07:45 - 08:44	07:51 - 08:50	07:48 - 08:47
AM Peak Volume	91	46	132
PM Peak Time	15:00 - 15:59	14:25 - 15:24	15:01 - 16:00
PM Peak Volume	111	78	187

Daily Vehicle Volume Report

Study Date: Wednesday, 05/03/2023 / Thursday, 05/04/2023

Unit ID:

Location: 1100 North Location

Daily Eastbound Classes Report

Study Date: Wednesday, 05/03/2023 / Thursday, 05/04/2023

Unit ID:

Location: 1100 North Location

	#1	#2	#3	#4	#5	#6	#7	#8	#9	#10	#11	#12	#13	Total
02:00 - 02:14	0	4	0	0	0	0	0	0	0	0	0	0	0	4
02:15 - 02:29	0	1	0	0	0	0	0	0	0	0	0	0	0	1
02:30 - 02:44	0	0	0	0	0	0	0	0	0	0	0	0	0	0
02:45 - 02:59	0	0	0	0	0	0	0	0	0	0	0	0	0	0
03:00 - 03:14	0	0	0	0	0	0	0	0	0	0	0	0	0	0
03:15 - 03:29	0	0	0	0	0	0	0	0	0	0	0	0	0	0
03:30 - 03:44	0	0	0	0	0	0	0	0	0	0	0	0	0	0
03:45 - 03:59	0	0	1	0	0	0	0	0	0	0	0	0	0	1
04:00 - 04:14	0	1	0	0	0	0	0	0	0	0	0	0	0	1
04:15 - 04:29	0	0	0	0	0	0	0	0	0	0	0	0	0	0
04:30 - 04:44	0	0	1	0	0	0	0	0	0	0	0	0	0	1
04:45 - 04:59	0	1	0	0	0	0	0	0	0	0	0	0	0	1
05:00 - 05:14	0	2	0	0	0	0	0	0	0	0	0	0	0	2
05:15 - 05:29	0	3	0	0	2	0	0	0	0	0	0	0	0	5
05:30 - 05:44	0	3	1	0	0	0	0	0	0	0	0	0	0	4
05:45 - 05:59	0	2	2	0	2	0	0	0	0	0	0	0	0	6
06:00 - 06:14	0	6	1	0	0	0	0	0	0	0	0	0	0	7
06:15 - 06:29	0	2	1	0	1	0	0	0	0	0	0	0	0	4
06:30 - 06:44	0	4	0	0	0	0	0	0	0	0	0	0	0	4
06:45 - 06:59	0	3	3	0	1	0	0	0	0	0	0	0	0	7
07:00 - 07:14	0	5	0	0	1	0	0	0	0	0	0	0	0	6
07:15 - 07:29	0	12	3	2	0	0	0	0	0	0	0	0	0	17
07:30 - 07:44	0	5	3	0	2	0	0	0	0	0	0	0	0	10
07:45 - 07:59	0	12	2	0	2	0	0	0	0	0	0	0	0	16
08:00 - 08:14	0	19	4	0	3	0	0	0	0	0	0	0	0	26
08:15 - 08:29	0	22	1	0	4	0	0	0	0	0	0	0	0	27
08:30 - 08:44	0	20	1	0	1	0	0	0	0	0	0	0	0	22
08:45 - 08:59	0	10	1	0	2	0	0	0	0	0	0	0	0	13
09:00 - 09:14	0	5	2	0	0	0	0	0	0	0	0	0	0	7
09:15 - 09:29	0	6	1	0	1	0	0	0	0	0	0	0	0	8
09:30 - 09:44	0	11	1	0	0	0	0	0	0	0	0	0	0	12
09:45 - 09:59	0	6	0	0	4	0	0	0	0	0	0	0	0	10
10:00 - 10:14	0	5	0	0	1	0	0	1	0	0	0	0	0	7
10:15 - 10:29	0	9	1	0	2	0	0	0	0	0	0	0	0	12
10:30 - 10:44	0	5	0	0	1	1	0	0	0	0	0	0	0	7
10:45 - 10:59	0	12	0	0	0	0	0	0	0	0	0	0	0	12
11:00 - 11:14	0	5	2	0	1	0	0	1	0	0	0	0	0	9
11:15 - 11:29	0	9	1	0	1	0	0	0	0	0	0	0	0	11
11:30 - 11:44	0	5	1	0	0	0	0	0	0	0	0	0	0	6
11:45 - 11:59	0	5	4	0	0	0	0	0	0	0	0	0	0	9
12:00 - 12:14	0	9	1	0	0	0	0	0	0	0	0	0	0	10
12:15 - 12:29	0	9	1	0	4	1	0	0	0	0	0	0	0	15
12:30 - 12:44	0	8	1	0	1	0	0	0	0	0	0	0	0	10
12:45 - 12:59	0	8	2	0	1	0	0	0	0	0	0	0	0	11
13:00 - 13:14	0	8	0	0	2	0	0	1	0	0	0	0	0	11
13:15 - 13:29	0	15	2	0	0	0	0	0	0	0	0	0	0	17
13:30 - 13:44	0	13	0	0	2	0	0	0	0	0	0	0	0	15
13:45 - 13:59	0	10	3	0	0	0	0	0	0	0	0	0	0	13
14:00 - 14:14	0	10	2	0	1	0	0	2	0	0	0	0	0	15
14:15 - 14:29	0	4	0	0	1	0	0	0	0	0	0	0	0	5
14:30 - 14:44	0	6	2	0	1	0	0	0	0	0	0	0	0	9
14:45 - 14:59	0	11	0	0	2	0	0	0	0	0	0	0	0	13

Daily Eastbound Classes Report

Study Date: Wednesday, 05/03/2023 / Thursday, 05/04/2023

Unit ID:

Location: 1100 North Location

	#1	#2	#3	#4	#5	#6	#7	#8	#9	#10	#11	#12	#13	Total
15:00 - 15:14	0	22	1	0	2	0	0	0	0	0	0	0	0	25
15:15 - 15:29	0	31	0	0	5	0	0	0	0	0	0	0	0	36
15:30 - 15:44	0	19	2	0	2	0	0	0	0	0	0	0	0	23
15:45 - 15:59	0	24	1	0	2	0	0	0	0	0	0	0	0	27
16:00 - 16:14	0	12	1	0	2	0	0	0	0	0	0	0	0	15
16:15 - 16:29	0	14	0	0	1	0	0	0	0	0	0	0	0	15
16:30 - 16:44	0	10	3	0	4	0	0	1	0	0	0	0	0	18
16:45 - 16:59	0	13	0	0	2	0	0	0	0	0	0	0	0	15
17:00 - 17:14	0	11	2	0	0	0	0	0	0	0	0	0	0	13
17:15 - 17:29	0	12	3	0	1	0	0	0	0	0	0	0	0	16
17:30 - 17:44	0	10	2	0	2	0	0	0	0	0	0	0	0	14
17:45 - 17:59	0	10	2	0	1	0	0	0	0	0	0	0	0	13
18:00 - 18:14	0	11	1	0	1	0	0	0	0	0	0	0	0	13
18:15 - 18:29	0	10	1	0	0	0	0	0	0	0	0	0	0	11
18:30 - 18:44	0	4	3	0	1	0	0	0	0	0	0	0	0	8
18:45 - 18:59	0	8	0	0	1	0	0	0	0	0	0	0	0	9
19:00 - 19:14	0	8	1	0	2	0	0	0	0	0	0	0	0	11
19:15 - 19:29	0	3	2	0	0	0	0	0	0	0	0	0	0	5
19:30 - 19:44	0	12	1	0	3	0	0	0	0	0	0	0	0	16
19:45 - 19:59	0	7	3	0	0	0	0	0	0	0	0	0	0	10
20:00 - 20:14	0	13	0	0	1	0	0	0	0	0	0	0	0	14
20:15 - 20:29	0	3	0	0	0	0	0	0	0	0	0	0	0	3
20:30 - 20:44	0	4	1	0	1	0	0	0	0	0	0	0	0	6
20:45 - 20:59	0	3	1	0	0	0	0	0	0	0	0	0	0	4
21:00 - 21:14	0	7	1	0	0	0	0	0	0	0	0	0	0	8
21:15 - 21:29	0	3	0	0	0	0	0	1	0	0	0	0	0	4
21:30 - 21:44	0	3	0	0	0	0	0	0	0	0	0	0	0	3
21:45 - 21:59	0	1	1	0	0	0	0	0	0	0	0	0	0	2
22:00 - 22:14	0	4	0	0	0	0	0	0	0	0	0	0	0	4
22:15 - 22:29	0	5	0	0	0	0	0	0	0	0	0	0	0	5
22:30 - 22:44	0	0	0	0	0	0	0	0	0	0	0	0	0	0
22:45 - 22:59	0	2	0	0	0	0	0	0	0	0	0	0	0	2
23:00 - 23:14	0	0	0	0	0	0	0	0	0	0	0	0	0	0
23:15 - 23:29	0	2	0	0	1	0	0	0	0	0	0	0	0	3
23:30 - 23:44	0	1	0	0	0	0	0	0	0	0	0	0	0	1
23:45 - 23:59	0	0	1	0	0	0	0	0	0	0	0	0	0	1
00:00 - 00:14	0	0	0	0	0	0	0	0	0	0	0	0	0	0
00:15 - 00:29	0	0	0	0	0	0	0	0	0	0	0	0	0	0
00:30 - 00:44	0	0	0	0	0	0	0	0	0	0	0	0	0	0
00:45 - 00:59	0	1	0	0	0	0	0	0	0	0	0	0	0	1
01:00 - 01:14	0	0	0	0	0	0	0	0	0	0	0	0	0	0
01:15 - 01:29	0	0	0	0	0	0	0	0	0	0	0	0	0	0
01:30 - 01:44	0	0	0	0	0	0	0	0	0	0	0	0	0	0
01:45 - 01:59	0	0	0	0	0	0	0	0	0	0	0	0	0	0
Totals	0	634	86	2	82	2	0	7	0	0	0	0	0	813
Percent of Total	0.0	78.0	10.6	0.2	10.1	0.2	0.0	0.9	0.0	0.0	0.0	0.0	0.0	100
Percent of AM	0.0	74.7	12.8	0.7	10.8	0.3	0.0	0.7	0.0	0.0	0.0	0.0	0.0	100
Percent of PM	0.0	79.9	9.3	0.0	9.7	0.2	0.0	1.0	0.0	0.0	0.0	0.0	0.0	100

Daily Eastbound Classes Report

Study Date: Wednesday, 05/03/2023 / Thursday, 05/04/2023

Unit ID:

Location: 1100 North Location

Truck Summary:

Total Trucks: 93 % Trucks: 11.4 AM % Trucks: 12.5 PM % Trucks: 10.8

Classification Scheme: FHWA (ID: 1)

#1	Motorcycles - 2 Axles	#6	Single Unit Truck - 3 Axles	#11	Multi-Unit - 5 Axles or Less
#2	Passenger Cars - 2 Axles	#7	Single Unit - 4 Axles	#12	Multi-Unit - 6 Axles
#3	Pickup Trucks, Vans - 2 Axles	#8	Single Unit - 4 Axles or Less	#13	Multi-Unit - 7 Axles or More
#4	Buses	#9	Double Unit - 5 Axles		
#5	Single Unit - 2 Axles, 6 Tires	#10	Double Unit - 6 Axles or More		

Daily Westbound Classes Report

Study Date: Wednesday, 05/03/2023 / Thursday, 05/04/2023

Unit ID:

Location: 1100 North Location

	#1	#2	#3	#4	#5	#6	#7	#8	#9	#10	#11	#12	#13	Total
02:00 - 02:14	0	0	0	0	0	0	0	0	0	0	0	0	0	0
02:15 - 02:29	0	0	0	0	0	0	0	0	0	0	0	0	0	0
02:30 - 02:44	0	0	0	0	0	0	0	0	0	0	0	0	0	0
02:45 - 02:59	0	0	0	0	0	0	0	0	0	0	0	0	0	0
03:00 - 03:14	0	1	0	0	0	0	0	0	0	0	0	0	0	1
03:15 - 03:29	0	0	0	0	0	0	0	0	0	0	0	0	0	0
03:30 - 03:44	0	0	0	0	0	0	0	0	0	0	0	0	0	0
03:45 - 03:59	0	0	0	0	0	0	0	0	0	0	0	0	0	0
04:00 - 04:14	0	1	0	0	0	0	0	0	0	0	0	0	0	1
04:15 - 04:29	0	3	0	0	0	0	0	0	0	0	0	0	0	3
04:30 - 04:44	0	3	0	0	1	0	0	0	0	0	0	0	0	4
04:45 - 04:59	0	4	2	0	1	0	0	0	0	0	0	0	0	7
05:00 - 05:14	0	1	2	0	0	0	0	0	0	0	0	0	0	3
05:15 - 05:29	0	3	1	0	0	0	0	0	0	0	0	0	0	4
05:30 - 05:44	0	4	1	0	0	0	0	0	0	0	0	0	0	5
05:45 - 05:59	0	5	0	0	0	0	0	0	0	0	0	0	0	5
06:00 - 06:14	0	5	1	0	0	0	0	0	0	0	0	0	0	6
06:15 - 06:29	0	4	3	0	1	0	0	0	0	0	0	0	0	8
06:30 - 06:44	0	6	0	0	0	0	0	0	0	0	0	0	0	6
06:45 - 06:59	0	5	0	0	0	0	0	0	0	0	0	0	0	5
07:00 - 07:14	0	6	1	0	4	0	0	0	0	0	0	0	0	11
07:15 - 07:29	0	5	1	1	0	0	0	0	0	0	0	0	0	7
07:30 - 07:44	0	3	0	0	2	0	0	0	0	0	0	0	0	5
07:45 - 07:59	0	6	2	0	0	0	0	0	0	0	0	0	0	8
08:00 - 08:14	0	7	2	1	2	0	0	0	0	0	0	0	0	12
08:15 - 08:29	0	5	1	0	1	0	0	0	0	0	0	0	0	7
08:30 - 08:44	0	9	1	0	3	0	0	0	0	0	0	0	0	13
08:45 - 08:59	0	9	0	0	2	0	0	0	0	0	0	0	0	11
09:00 - 09:14	0	5	0	0	0	0	0	0	0	0	0	0	0	5
09:15 - 09:29	0	10	0	0	2	0	0	0	0	0	0	0	0	12
09:30 - 09:44	0	5	0	0	1	0	0	0	0	0	0	0	0	6
09:45 - 09:59	0	3	0	0	2	0	0	0	0	0	0	0	0	5
10:00 - 10:14	0	4	0	0	1	0	0	0	0	0	0	0	0	5
10:15 - 10:29	1	2	0	0	0	0	0	0	0	0	0	0	0	3
10:30 - 10:44	0	2	0	0	1	0	0	0	0	0	0	0	0	3
10:45 - 10:59	0	5	0	0	2	0	0	0	0	0	0	0	0	7
11:00 - 11:14	0	5	0	0	1	0	0	0	0	0	0	0	0	6
11:15 - 11:29	0	7	1	0	0	0	0	0	0	0	0	0	0	8
11:30 - 11:44	0	6	4	0	2	0	0	0	0	0	0	0	0	12
11:45 - 11:59	0	9	0	1	2	0	0	0	0	0	0	0	0	12
12:00 - 12:14	0	8	0	0	2	0	0	0	0	0	0	0	0	10
12:15 - 12:29	0	8	1	0	0	0	0	0	0	0	0	0	0	9
12:30 - 12:44	1	10	2	0	1	0	0	0	0	0	0	0	0	14
12:45 - 12:59	0	5	0	0	2	0	0	0	0	0	0	0	0	7
13:00 - 13:14	0	7	2	0	1	0	0	0	0	0	0	0	0	10
13:15 - 13:29	0	11	3	0	2	0	0	0	0	0	0	0	0	16
13:30 - 13:44	0	9	2	0	2	0	0	0	0	0	0	0	0	13
13:45 - 13:59	0	8	1	0	1	0	0	0	0	0	0	0	0	10
14:00 - 14:14	0	9	2	0	2	0	0	0	0	0	0	0	0	13
14:15 - 14:29	0	9	1	0	2	0	0	0	0	0	0	0	0	12
14:30 - 14:44	0	12	1	2	4	0	0	0	0	0	0	0	0	19
14:45 - 14:59	0	12	3	0	5	0	0	0	0	0	0	0	0	20

Daily Westbound Classes Report

Study Date: Wednesday, 05/03/2023 / Thursday, 05/04/2023

Unit ID:

Location: 1100 North Location

	#1	#2	#3	#4	#5	#6	#7	#8	#9	#10	#11	#12	#13	Total
15:00 - 15:14	0	15	1	0	1	0	0	0	0	0	0	0	0	17
15:15 - 15:29	0	13	3	0	3	0	0	0	0	0	0	0	0	19
15:30 - 15:44	0	14	2	0	1	0	0	0	0	0	0	0	0	17
15:45 - 15:59	0	20	0	0	1	0	0	0	0	0	0	0	0	21
16:00 - 16:14	0	9	0	0	1	0	0	0	0	0	0	0	0	10
16:15 - 16:29	0	10	0	0	5	0	0	0	0	0	0	0	0	15
16:30 - 16:44	0	11	4	0	2	0	0	0	0	0	0	0	0	17
16:45 - 16:59	0	15	1	0	1	0	0	0	0	0	0	0	0	17
17:00 - 17:14	0	14	2	0	2	0	0	0	0	0	0	0	0	18
17:15 - 17:29	0	15	1	0	0	0	0	1	0	0	0	0	0	17
17:30 - 17:44	0	10	2	0	1	0	0	0	0	0	0	0	0	13
17:45 - 17:59	0	7	1	0	1	0	0	0	0	0	0	0	0	9
18:00 - 18:14	0	21	0	0	2	0	0	0	0	0	0	0	0	23
18:15 - 18:29	0	9	0	0	2	0	0	0	0	0	0	0	0	11
18:30 - 18:44	0	6	1	0	0	0	0	0	0	0	0	0	0	7
18:45 - 18:59	0	6	0	0	1	0	0	0	0	0	0	0	0	7
19:00 - 19:14	0	9	1	0	1	0	0	0	0	0	0	0	0	11
19:15 - 19:29	0	7	4	0	1	0	0	0	0	0	0	0	0	12
19:30 - 19:44	0	9	3	0	2	0	0	0	0	0	0	0	0	14
19:45 - 19:59	0	10	4	0	2	0	0	0	0	0	0	0	0	16
20:00 - 20:14	0	11	1	0	1	0	0	0	0	0	0	0	0	13
20:15 - 20:29	0	8	2	0	1	0	0	0	0	0	0	0	0	11
20:30 - 20:44	0	9	1	0	0	0	0	0	0	0	0	0	0	10
20:45 - 20:59	0	6	1	0	0	0	0	0	0	0	0	0	0	7
21:00 - 21:14	0	5	0	0	1	0	0	0	0	0	0	0	0	6
21:15 - 21:29	0	5	0	0	1	0	0	0	0	0	0	0	0	6
21:30 - 21:44	0	3	1	0	0	0	0	0	0	0	0	0	0	4
21:45 - 21:59	0	1	0	0	0	0	0	0	0	0	0	0	0	1
22:00 - 22:14	0	2	1	0	0	0	0	0	0	0	0	0	0	3
22:15 - 22:29	0	4	0	0	0	0	0	0	0	0	0	0	0	4
22:30 - 22:44	0	2	1	0	1	0	0	0	0	0	0	0	0	4
22:45 - 22:59	0	1	0	0	0	0	0	0	0	0	0	0	0	1
23:00 - 23:14	0	0	0	0	1	0	0	0	0	0	0	0	0	1
23:15 - 23:29	0	1	0	0	0	0	0	0	0	0	0	0	0	1
23:30 - 23:44	0	2	0	0	0	0	0	0	0	0	0	0	0	2
23:45 - 23:59	0	0	0	0	0	0	0	0	0	0	0	0	0	0
00:00 - 00:14	0	0	0	0	0	0	0	0	0	0	0	0	0	0
00:15 - 00:29	0	0	0	0	0	0	0	0	0	0	0	0	0	0
00:30 - 00:44	0	0	0	0	0	0	0	0	0	0	0	0	0	0
00:45 - 00:59	1	0	0	0	0	0	0	0	0	0	0	0	0	1
01:00 - 01:14	0	0	0	0	0	0	0	0	0	0	0	0	0	0
01:15 - 01:29	0	0	0	0	0	0	0	0	0	0	0	0	0	0
01:30 - 01:44	0	0	0	0	0	0	0	0	0	0	0	0	0	0
01:45 - 01:59	0	1	0	0	0	0	0	0	0	0	0	0	0	1
Totals	3	557	79	5	91	0	0	1	0	0	0	0	0	736
Percent of Total	0.4	75.7	10.7	0.7	12.4	0.0	0.0	0.1	0.0	0.0	0.0	0.0	0.0	100
Percent of AM	0.9	72.9	10.6	1.4	14.2	0.0	0.0	0.0	0.0	0.0	0.0	0.0	0.0	100
Percent of PM	0.2	76.8	10.8	0.4	11.6	0.0	0.0	0.2	0.0	0.0	0.0	0.0	0.0	100

Daily Westbound Classes Report

Study Date: Wednesday, 05/03/2023 / Thursday, 05/04/2023

Unit ID:

Location: 1100 North Location

Truck Summary:

Total Trucks: 97 % Trucks: 13.2 AM % Trucks: 15.6 PM % Trucks: 12.2

Classification Scheme: FHWA (ID: 1)

#1	Motorcycles - 2 Axles	#6	Single Unit Truck - 3 Axles	#11	Multi-Unit - 5 Axles or Less
#2	Passenger Cars - 2 Axles	#7	Single Unit - 4 Axles	#12	Multi-Unit - 6 Axles
#3	Pickup Trucks, Vans - 2 Axles	#8	Single Unit - 4 Axles or Less	#13	Multi-Unit - 7 Axles or More
#4	Buses	#9	Double Unit - 5 Axles		
#5	Single Unit - 2 Axles, 6 Tires	#10	Double Unit - 6 Axles or More		

Daily Total Classes Report

Study Date: Wednesday, 05/03/2023 / Thursday, 05/04/2023

Unit ID:

Location: 1100 North Location

	#1	#2	#3	#4	#5	#6	#7	#8	#9	#10	#11	#12	#13	Total
02:00 - 02:14	0	4	0	0	0	0	0	0	0	0	0	0	0	4
02:15 - 02:29	0	1	0	0	0	0	0	0	0	0	0	0	0	1
02:30 - 02:44	0	0	0	0	0	0	0	0	0	0	0	0	0	0
02:45 - 02:59	0	0	0	0	0	0	0	0	0	0	0	0	0	0
03:00 - 03:14	0	1	0	0	0	0	0	0	0	0	0	0	0	1
03:15 - 03:29	0	0	0	0	0	0	0	0	0	0	0	0	0	0
03:30 - 03:44	0	0	0	0	0	0	0	0	0	0	0	0	0	0
03:45 - 03:59	0	0	1	0	0	0	0	0	0	0	0	0	0	1
04:00 - 04:14	0	2	0	0	0	0	0	0	0	0	0	0	0	2
04:15 - 04:29	0	3	0	0	0	0	0	0	0	0	0	0	0	3
04:30 - 04:44	0	3	1	0	1	0	0	0	0	0	0	0	0	5
04:45 - 04:59	0	5	2	0	1	0	0	0	0	0	0	0	0	8
05:00 - 05:14	0	3	2	0	0	0	0	0	0	0	0	0	0	5
05:15 - 05:29	0	6	1	0	2	0	0	0	0	0	0	0	0	9
05:30 - 05:44	0	7	2	0	0	0	0	0	0	0	0	0	0	9
05:45 - 05:59	0	7	2	0	2	0	0	0	0	0	0	0	0	11
06:00 - 06:14	0	11	2	0	0	0	0	0	0	0	0	0	0	13
06:15 - 06:29	0	6	4	0	2	0	0	0	0	0	0	0	0	12
06:30 - 06:44	0	10	0	0	0	0	0	0	0	0	0	0	0	10
06:45 - 06:59	0	8	3	0	1	0	0	0	0	0	0	0	0	12
07:00 - 07:14	0	11	1	0	5	0	0	0	0	0	0	0	0	17
07:15 - 07:29	0	17	4	3	0	0	0	0	0	0	0	0	0	24
07:30 - 07:44	0	8	3	0	4	0	0	0	0	0	0	0	0	15
07:45 - 07:59	0	18	4	0	2	0	0	0	0	0	0	0	0	24
08:00 - 08:14	0	26	6	1	5	0	0	0	0	0	0	0	0	38
08:15 - 08:29	0	27	2	0	5	0	0	0	0	0	0	0	0	34
08:30 - 08:44	0	29	2	0	4	0	0	0	0	0	0	0	0	35
08:45 - 08:59	0	19	1	0	4	0	0	0	0	0	0	0	0	24
09:00 - 09:14	0	10	2	0	0	0	0	0	0	0	0	0	0	12
09:15 - 09:29	0	16	1	0	3	0	0	0	0	0	0	0	0	20
09:30 - 09:44	0	16	1	0	1	0	0	0	0	0	0	0	0	18
09:45 - 09:59	0	9	0	0	6	0	0	0	0	0	0	0	0	15
10:00 - 10:14	0	9	0	0	2	0	0	1	0	0	0	0	0	12
10:15 - 10:29	1	11	1	0	2	0	0	0	0	0	0	0	0	15
10:30 - 10:44	0	7	0	0	2	1	0	0	0	0	0	0	0	10
10:45 - 10:59	0	17	0	0	2	0	0	0	0	0	0	0	0	19
11:00 - 11:14	0	10	2	0	2	0	0	1	0	0	0	0	0	15
11:15 - 11:29	0	16	2	0	1	0	0	0	0	0	0	0	0	19
11:30 - 11:44	0	11	5	0	2	0	0	0	0	0	0	0	0	18
11:45 - 11:59	0	14	4	1	2	0	0	0	0	0	0	0	0	21
12:00 - 12:14	0	17	1	0	2	0	0	0	0	0	0	0	0	20
12:15 - 12:29	0	17	2	0	4	1	0	0	0	0	0	0	0	24
12:30 - 12:44	1	18	3	0	2	0	0	0	0	0	0	0	0	24
12:45 - 12:59	0	13	2	0	3	0	0	0	0	0	0	0	0	18
13:00 - 13:14	0	15	2	0	3	0	0	1	0	0	0	0	0	21
13:15 - 13:29	0	26	5	0	2	0	0	0	0	0	0	0	0	33
13:30 - 13:44	0	22	2	0	4	0	0	0	0	0	0	0	0	28
13:45 - 13:59	0	18	4	0	1	0	0	0	0	0	0	0	0	23
14:00 - 14:14	0	19	4	0	3	0	0	2	0	0	0	0	0	28
14:15 - 14:29	0	13	1	0	3	0	0	0	0	0	0	0	0	17
14:30 - 14:44	0	18	3	2	5	0	0	0	0	0	0	0	0	28
14:45 - 14:59	0	23	3	0	7	0	0	0	0	0	0	0	0	33

Daily Total Classes Report

Study Date: Wednesday, 05/03/2023 / Thursday, 05/04/2023

Unit ID:

Location: 1100 North Location

	#1	#2	#3	#4	#5	#6	#7	#8	#9	#10	#11	#12	#13	Total
15:00 - 15:14	0	37	2	0	3	0	0	0	0	0	0	0	0	42
15:15 - 15:29	0	44	3	0	8	0	0	0	0	0	0	0	0	55
15:30 - 15:44	0	33	4	0	3	0	0	0	0	0	0	0	0	40
15:45 - 15:59	0	44	1	0	3	0	0	0	0	0	0	0	0	48
16:00 - 16:14	0	21	1	0	3	0	0	0	0	0	0	0	0	25
16:15 - 16:29	0	24	0	0	6	0	0	0	0	0	0	0	0	30
16:30 - 16:44	0	21	7	0	6	0	0	1	0	0	0	0	0	35
16:45 - 16:59	0	28	1	0	3	0	0	0	0	0	0	0	0	32
17:00 - 17:14	0	25	4	0	2	0	0	0	0	0	0	0	0	31
17:15 - 17:29	0	27	4	0	1	0	0	1	0	0	0	0	0	33
17:30 - 17:44	0	20	4	0	3	0	0	0	0	0	0	0	0	27
17:45 - 17:59	0	17	3	0	2	0	0	0	0	0	0	0	0	22
18:00 - 18:14	0	32	1	0	3	0	0	0	0	0	0	0	0	36
18:15 - 18:29	0	19	1	0	2	0	0	0	0	0	0	0	0	22
18:30 - 18:44	0	10	4	0	1	0	0	0	0	0	0	0	0	15
18:45 - 18:59	0	14	0	0	2	0	0	0	0	0	0	0	0	16
19:00 - 19:14	0	17	2	0	3	0	0	0	0	0	0	0	0	22
19:15 - 19:29	0	10	6	0	1	0	0	0	0	0	0	0	0	17
19:30 - 19:44	0	21	4	0	5	0	0	0	0	0	0	0	0	30
19:45 - 19:59	0	17	7	0	2	0	0	0	0	0	0	0	0	26
20:00 - 20:14	0	24	1	0	2	0	0	0	0	0	0	0	0	27
20:15 - 20:29	0	11	2	0	1	0	0	0	0	0	0	0	0	14
20:30 - 20:44	0	13	2	0	1	0	0	0	0	0	0	0	0	16
20:45 - 20:59	0	9	2	0	0	0	0	0	0	0	0	0	0	11
21:00 - 21:14	0	12	1	0	1	0	0	0	0	0	0	0	0	14
21:15 - 21:29	0	8	0	0	1	0	0	1	0	0	0	0	0	10
21:30 - 21:44	0	6	1	0	0	0	0	0	0	0	0	0	0	7
21:45 - 21:59	0	2	1	0	0	0	0	0	0	0	0	0	0	3
22:00 - 22:14	0	6	1	0	0	0	0	0	0	0	0	0	0	7
22:15 - 22:29	0	9	0	0	0	0	0	0	0	0	0	0	0	9
22:30 - 22:44	0	2	1	0	1	0	0	0	0	0	0	0	0	4
22:45 - 22:59	0	3	0	0	0	0	0	0	0	0	0	0	0	3
23:00 - 23:14	0	0	0	0	1	0	0	0	0	0	0	0	0	1
23:15 - 23:29	0	3	0	0	1	0	0	0	0	0	0	0	0	4
23:30 - 23:44	0	3	0	0	0	0	0	0	0	0	0	0	0	3
23:45 - 23:59	0	0	1	0	0	0	0	0	0	0	0	0	0	1
00:00 - 00:14	0	0	0	0	0	0	0	0	0	0	0	0	0	0
00:15 - 00:29	0	0	0	0	0	0	0	0	0	0	0	0	0	0
00:30 - 00:44	0	0	0	0	0	0	0	0	0	0	0	0	0	0
00:45 - 00:59	1	1	0	0	0	0	0	0	0	0	0	0	0	2
01:00 - 01:14	0	0	0	0	0	0	0	0	0	0	0	0	0	0
01:15 - 01:29	0	0	0	0	0	0	0	0	0	0	0	0	0	0
01:30 - 01:44	0	0	0	0	0	0	0	0	0	0	0	0	0	0
01:45 - 01:59	0	1	0	0	0	0	0	0	0	0	0	0	0	1
Totals	3	1191	165	7	173	2	0	8	0	0	0	0	0	1549
Percent of Total	0.2	76.9	10.7	0.5	11.2	0.1	0.0	0.5	0.0	0.0	0.0	0.0	0.0	100
Percent of AM	0.4	73.9	11.9	1.0	12.3	0.2	0.0	0.4	0.0	0.0	0.0	0.0	0.0	100
Percent of PM	0.1	78.4	10.0	0.2	10.6	0.1	0.0	0.6	0.0	0.0	0.0	0.0	0.0	100

Daily Total Classes Report

Study Date: Wednesday, 05/03/2023 / Thursday, 05/04/2023

Unit ID:

Location: 1100 North Location

Truck Summary:

Total Trucks: 190 % Trucks: 12.3 AM % Trucks: 13.8 PM % Trucks: 11.5

Classification Scheme: FHWA (ID: 1)

#1	Motorcycles - 2 Axles	#6	Single Unit Truck - 3 Axles	#11	Multi-Unit - 5 Axles or Less
#2	Passenger Cars - 2 Axles	#7	Single Unit - 4 Axles	#12	Multi-Unit - 6 Axles
#3	Pickup Trucks, Vans - 2 Axles	#8	Single Unit - 4 Axles or Less	#13	Multi-Unit - 7 Axles or More
#4	Buses	#9	Double Unit - 5 Axles		
#5	Single Unit - 2 Axles, 6 Tires	#10	Double Unit - 6 Axles or More		

Daily Eastbound Speeds (MPH)

Study Date: Wednesday, 05/03/2023 / Thursday, 05/04/2023

Unit ID:

Location: 1100 North Location

Posted Speed: 25

	5-14	15-19	20-24	25-29	30-34	35-39	40-44	45-49	50-54	55-59	60-64	65-69	70-74	75-79	80-99	Total
02:00 - 02:14	0	0	0	2	1	1	0	0	0	0	0	0	0	0	0	4
02:15 - 02:29	0	0	0	0	1	0	0	0	0	0	0	0	0	0	0	1
02:30 - 02:44	0	0	0	0	0	0	0	0	0	0	0	0	0	0	0	0
02:45 - 02:59	0	0	0	0	0	0	0	0	0	0	0	0	0	0	0	0
03:00 - 03:14	0	0	0	0	0	0	0	0	0	0	0	0	0	0	0	0
03:15 - 03:29	0	0	0	0	0	0	0	0	0	0	0	0	0	0	0	0
03:30 - 03:44	0	0	0	0	0	0	0	0	0	0	0	0	0	0	0	0
03:45 - 03:59	0	0	1	0	0	0	0	0	0	0	0	0	0	0	0	1
04:00 - 04:14	0	0	0	1	0	0	0	0	0	0	0	0	0	0	0	1
04:15 - 04:29	0	0	0	0	0	0	0	0	0	0	0	0	0	0	0	0
04:30 - 04:44	0	0	0	1	0	0	0	0	0	0	0	0	0	0	0	1
04:45 - 04:59	0	0	0	1	0	0	0	0	0	0	0	0	0	0	0	1
05:00 - 05:14	0	0	0	1	1	0	0	0	0	0	0	0	0	0	0	2
05:15 - 05:29	0	0	1	1	3	0	0	0	0	0	0	0	0	0	0	5
05:30 - 05:44	0	0	1	2	1	0	0	0	0	0	0	0	0	0	0	4
05:45 - 05:59	0	0	0	4	2	0	0	0	0	0	0	0	0	0	0	6
06:00 - 06:14	0	0	2	1	3	1	0	0	0	0	0	0	0	0	0	7
06:15 - 06:29	0	0	0	1	3	0	0	0	0	0	0	0	0	0	0	4
06:30 - 06:44	0	0	1	0	3	0	0	0	0	0	0	0	0	0	0	4
06:45 - 06:59	0	0	0	3	3	1	0	0	0	0	0	0	0	0	0	7
07:00 - 07:14	0	0	1	2	1	2	0	0	0	0	0	0	0	0	0	6
07:15 - 07:29	0	1	4	5	7	0	0	0	0	0	0	0	0	0	0	17
07:30 - 07:44	0	1	3	2	3	1	0	0	0	0	0	0	0	0	0	10
07:45 - 07:59	0	0	4	5	5	2	0	0	0	0	0	0	0	0	0	16
08:00 - 08:14	0	0	2	12	9	3	0	0	0	0	0	0	0	0	0	26
08:15 - 08:29	0	1	6	14	5	1	0	0	0	0	0	0	0	0	0	27
08:30 - 08:44	0	3	3	10	6	0	0	0	0	0	0	0	0	0	0	22
08:45 - 08:59	0	0	3	7	1	2	0	0	0	0	0	0	0	0	0	13
09:00 - 09:14	0	1	2	2	2	0	0	0	0	0	0	0	0	0	0	7
09:15 - 09:29	0	0	1	2	4	1	0	0	0	0	0	0	0	0	0	8
09:30 - 09:44	0	1	3	4	3	1	0	0	0	0	0	0	0	0	0	12
09:45 - 09:59	0	1	2	4	3	0	0	0	0	0	0	0	0	0	0	10
10:00 - 10:14	0	0	1	2	3	1	0	0	0	0	0	0	0	0	0	7
10:15 - 10:29	0	1	2	6	2	1	0	0	0	0	0	0	0	0	0	12
10:30 - 10:44	0	1	1	3	1	0	0	0	1	0	0	0	0	0	0	7
10:45 - 10:59	0	0	0	7	4	0	1	0	0	0	0	0	0	0	0	12
11:00 - 11:14	0	0	2	7	0	0	0	0	0	0	0	0	0	0	0	9
11:15 - 11:29	0	0	3	4	4	0	0	0	0	0	0	0	0	0	0	11
11:30 - 11:44	0	0	1	2	2	1	0	0	0	0	0	0	0	0	0	6
11:45 - 11:59	0	0	1	4	3	1	0	0	0	0	0	0	0	0	0	9
12:00 - 12:14	0	0	2	4	4	0	0	0	0	0	0	0	0	0	0	10
12:15 - 12:29	1	0	2	8	2	2	0	0	0	0	0	0	0	0	0	15
12:30 - 12:44	0	0	4	5	0	0	1	0	0	0	0	0	0	0	0	10
12:45 - 12:59	0	1	1	6	1	1	1	0	0	0	0	0	0	0	0	11
13:00 - 13:14	0	0	3	6	2	0	0	0	0	0	0	0	0	0	0	11
13:15 - 13:29	0	1	0	10	2	4	0	0	0	0	0	0	0	0	0	17
13:30 - 13:44	0	0	5	8	2	0	0	0	0	0	0	0	0	0	0	15
13:45 - 13:59	0	0	2	5	3	3	0	0	0	0	0	0	0	0	0	13
14:00 - 14:14	0	0	3	6	5	0	1	0	0	0	0	0	0	0	0	15
14:15 - 14:29	0	0	0	2	2	0	1	0	0	0	0	0	0	0	0	5
14:30 - 14:44	0	0	2	2	3	1	1	0	0	0	0	0	0	0	0	9

Daily Eastbound Speeds (MPH)

Study Date: Wednesday, 05/03/2023 / Thursday, 05/04/2023

Unit ID:

Location: 1100 North Location

Posted Speed: 25

	5-14	15-19	20-24	25-29	30-34	35-39	40-44	45-49	50-54	55-59	60-64	65-69	70-74	75-79	80-99	Total
14:45 - 14:59	0	1	1	3	7	1	0	0	0	0	0	0	0	0	0	13
15:00 - 15:14	0	1	6	8	9	1	0	0	0	0	0	0	0	0	0	25
15:15 - 15:29	1	0	5	19	9	2	0	0	0	0	0	0	0	0	0	36
15:30 - 15:44	0	1	3	8	9	2	0	0	0	0	0	0	0	0	0	23
15:45 - 15:59	0	3	6	8	5	5	0	0	0	0	0	0	0	0	0	27
16:00 - 16:14	0	0	1	8	6	0	0	0	0	0	0	0	0	0	0	15
16:15 - 16:29	0	1	3	4	6	0	1	0	0	0	0	0	0	0	0	15
16:30 - 16:44	0	0	2	11	5	0	0	0	0	0	0	0	0	0	0	18
16:45 - 16:59	0	0	1	5	8	0	1	0	0	0	0	0	0	0	0	15
17:00 - 17:14	0	0	4	7	1	1	0	0	0	0	0	0	0	0	0	13
17:15 - 17:29	0	0	4	5	5	2	0	0	0	0	0	0	0	0	0	16
17:30 - 17:44	0	0	1	8	4	0	1	0	0	0	0	0	0	0	0	14
17:45 - 17:59	0	0	1	9	2	1	0	0	0	0	0	0	0	0	0	13
18:00 - 18:14	0	0	0	8	4	0	1	0	0	0	0	0	0	0	0	13
18:15 - 18:29	0	0	1	3	6	1	0	0	0	0	0	0	0	0	0	11
18:30 - 18:44	0	0	2	1	5	0	0	0	0	0	0	0	0	0	0	8
18:45 - 18:59	0	0	1	4	3	1	0	0	0	0	0	0	0	0	0	9
19:00 - 19:14	0	0	5	1	4	1	0	0	0	0	0	0	0	0	0	11
19:15 - 19:29	0	1	2	1	1	0	0	0	0	0	0	0	0	0	0	5
19:30 - 19:44	0	0	1	10	4	1	0	0	0	0	0	0	0	0	0	16
19:45 - 19:59	0	0	0	7	2	0	1	0	0	0	0	0	0	0	0	10
20:00 - 20:14	0	0	4	8	2	0	0	0	0	0	0	0	0	0	0	14
20:15 - 20:29	0	0	0	2	1	0	0	0	0	0	0	0	0	0	0	3
20:30 - 20:44	0	0	1	4	1	0	0	0	0	0	0	0	0	0	0	6
20:45 - 20:59	0	0	1	2	1	0	0	0	0	0	0	0	0	0	0	4
21:00 - 21:14	0	1	0	5	2	0	0	0	0	0	0	0	0	0	0	8
21:15 - 21:29	0	0	1	3	0	0	0	0	0	0	0	0	0	0	0	4
21:30 - 21:44	0	0	1	1	1	0	0	0	0	0	0	0	0	0	0	3
21:45 - 21:59	0	0	1	0	1	0	0	0	0	0	0	0	0	0	0	2
22:00 - 22:14	0	0	1	2	0	1	0	0	0	0	0	0	0	0	0	4
22:15 - 22:29	0	0	1	4	0	0	0	0	0	0	0	0	0	0	0	5
22:30 - 22:44	0	0	0	0	0	0	0	0	0	0	0	0	0	0	0	0
22:45 - 22:59	0	0	1	1	0	0	0	0	0	0	0	0	0	0	0	2
23:00 - 23:14	0	0	0	0	0	0	0	0	0	0	0	0	0	0	0	0
23:15 - 23:29	0	0	0	2	1	0	0	0	0	0	0	0	0	0	0	3
23:30 - 23:44	0	0	0	0	1	0	0	0	0	0	0	0	0	0	0	1
23:45 - 23:59	0	0	0	1	0	0	0	0	0	0	0	0	0	0	0	1
00:00 - 00:14	0	0	0	0	0	0	0	0	0	0	0	0	0	0	0	0
00:15 - 00:29	0	0	0	0	0	0	0	0	0	0	0	0	0	0	0	0
00:30 - 00:44	0	0	0	0	0	0	0	0	0	0	0	0	0	0	0	0
00:45 - 00:59	0	0	0	1	0	0	0	0	0	0	0	0	0	0	0	1
01:00 - 01:14	0	0	0	0	0	0	0	0	0	0	0	0	0	0	0	0
01:15 - 01:29	0	0	0	0	0	0	0	0	0	0	0	0	0	0	0	0
01:30 - 01:44	0	0	0	0	0	0	0	0	0	0	0	0	0	0	0	0
01:45 - 01:59	0	0	0	0	0	0	0	0	0	0	0	0	0	0	0	0
Totals	2	22	137	358	231	51	11	0	1	0	0	0	0	0	0	813
Percent of Total	0.2	2.7	16.9	44.0	28.4	6.3	1.4	0.0	0.1	0.0	0.0	0.0	0.0	0.0	0.0	100
Percent of AM	0.0	3.7	17.2	41.6	30.1	6.8	0.3	0.0	0.3	0.0	0.0	0.0	0.0	0.0	0.0	100
Percent of PM	0.4	2.1	16.6	45.5	27.5	6.0	1.9	0.0	0.0	0.0	0.0	0.0	0.0	0.0	0.0	100

Daily Eastbound Speeds (MPH)

Study Date: Wednesday, 05/03/2023 / Thursday, 05/04/2023

Unit ID:

Location: 1100 North Location

Posted Speed: 25

Standard Deviation:	5.1 MPH	Ten Mile Pace:	25 to 34 MPH	85th Percentile:	33.7 MPH
Mean Speed:	28.6 MPH	Percent in Ten Mile Pace:	72.4%	15th Percentile:	23.6 MPH
Median Speed:	28.4 MPH			90th Percentile:	34.6 MPH
Modal Speed:	27.5 MPH			95th Percentile:	37.1 MPH

Daily Westbound Speeds (MPH)

Study Date: Wednesday, 05/03/2023 / Thursday, 05/04/2023

Unit ID:

Location: 1100 North Location

Posted Speed: 25

	5-14	15-19	20-24	25-29	30-34	35-39	40-44	45-49	50-54	55-59	60-64	65-69	70-74	75-79	80-99	Total
02:00 - 02:14	0	0	0	0	0	0	0	0	0	0	0	0	0	0	0	0
02:15 - 02:29	0	0	0	0	0	0	0	0	0	0	0	0	0	0	0	0
02:30 - 02:44	0	0	0	0	0	0	0	0	0	0	0	0	0	0	0	0
02:45 - 02:59	0	0	0	0	0	0	0	0	0	0	0	0	0	0	0	0
03:00 - 03:14	0	0	0	0	0	0	1	0	0	0	0	0	0	0	0	1
03:15 - 03:29	0	0	0	0	0	0	0	0	0	0	0	0	0	0	0	0
03:30 - 03:44	0	0	0	0	0	0	0	0	0	0	0	0	0	0	0	0
03:45 - 03:59	0	0	0	0	0	0	0	0	0	0	0	0	0	0	0	0
04:00 - 04:14	0	0	0	0	1	0	0	0	0	0	0	0	0	0	0	1
04:15 - 04:29	0	0	0	1	2	0	0	0	0	0	0	0	0	0	0	3
04:30 - 04:44	0	0	0	0	4	0	0	0	0	0	0	0	0	0	0	4
04:45 - 04:59	0	0	0	1	3	1	2	0	0	0	0	0	0	0	0	7
05:00 - 05:14	0	0	0	2	1	0	0	0	0	0	0	0	0	0	0	3
05:15 - 05:29	0	0	1	1	2	0	0	0	0	0	0	0	0	0	0	4
05:30 - 05:44	0	0	0	1	2	2	0	0	0	0	0	0	0	0	0	5
05:45 - 05:59	0	0	0	3	1	1	0	0	0	0	0	0	0	0	0	5
06:00 - 06:14	0	0	0	1	4	1	0	0	0	0	0	0	0	0	0	6
06:15 - 06:29	0	1	1	3	3	0	0	0	0	0	0	0	0	0	0	8
06:30 - 06:44	0	0	1	4	1	0	0	0	0	0	0	0	0	0	0	6
06:45 - 06:59	0	1	0	1	2	1	0	0	0	0	0	0	0	0	0	5
07:00 - 07:14	0	0	2	5	1	2	1	0	0	0	0	0	0	0	0	11
07:15 - 07:29	0	0	0	4	3	0	0	0	0	0	0	0	0	0	0	7
07:30 - 07:44	0	0	1	3	0	1	0	0	0	0	0	0	0	0	0	5
07:45 - 07:59	0	0	0	2	4	1	1	0	0	0	0	0	0	0	0	8
08:00 - 08:14	0	2	1	5	4	0	0	0	0	0	0	0	0	0	0	12
08:15 - 08:29	0	1	0	3	3	0	0	0	0	0	0	0	0	0	0	7
08:30 - 08:44	0	0	2	7	2	2	0	0	0	0	0	0	0	0	0	13
08:45 - 08:59	0	0	1	8	2	0	0	0	0	0	0	0	0	0	0	11
09:00 - 09:14	0	0	0	4	0	1	0	0	0	0	0	0	0	0	0	5
09:15 - 09:29	0	0	0	3	6	2	1	0	0	0	0	0	0	0	0	12
09:30 - 09:44	0	0	0	2	4	0	0	0	0	0	0	0	0	0	0	6
09:45 - 09:59	0	1	1	1	2	0	0	0	0	0	0	0	0	0	0	5
10:00 - 10:14	0	0	1	3	1	0	0	0	0	0	0	0	0	0	0	5
10:15 - 10:29	0	1	0	2	0	0	0	0	0	0	0	0	0	0	0	3
10:30 - 10:44	0	0	1	2	0	0	0	0	0	0	0	0	0	0	0	3
10:45 - 10:59	0	0	0	3	4	0	0	0	0	0	0	0	0	0	0	7
11:00 - 11:14	0	1	1	3	1	0	0	0	0	0	0	0	0	0	0	6
11:15 - 11:29	0	0	1	3	3	1	0	0	0	0	0	0	0	0	0	8
11:30 - 11:44	1	0	0	6	3	2	0	0	0	0	0	0	0	0	0	12
11:45 - 11:59	0	0	1	6	1	3	0	0	0	0	0	1	0	0	0	12
12:00 - 12:14	0	0	1	3	5	1	0	0	0	0	0	0	0	0	0	10
12:15 - 12:29	0	0	0	5	3	1	0	0	0	0	0	0	0	0	0	9
12:30 - 12:44	0	0	4	4	5	1	0	0	0	0	0	0	0	0	0	14
12:45 - 12:59	0	0	2	3	1	1	0	0	0	0	0	0	0	0	0	7
13:00 - 13:14	0	0	3	4	3	0	0	0	0	0	0	0	0	0	0	10
13:15 - 13:29	1	0	1	9	5	0	0	0	0	0	0	0	0	0	0	16
13:30 - 13:44	0	0	2	4	6	1	0	0	0	0	0	0	0	0	0	13
13:45 - 13:59	0	0	4	4	2	0	0	0	0	0	0	0	0	0	0	10
14:00 - 14:14	0	0	0	11	2	0	0	0	0	0	0	0	0	0	0	13
14:15 - 14:29	0	1	0	6	4	0	1	0	0	0	0	0	0	0	0	12
14:30 - 14:44	0	1	3	6	7	2	0	0	0	0	0	0	0	0	0	19

Daily Westbound Speeds (MPH)

Study Date: Wednesday, 05/03/2023 / Thursday, 05/04/2023

Unit ID:

Location: 1100 North Location

Posted Speed: 25

	5-14	15-19	20-24	25-29	30-34	35-39	40-44	45-49	50-54	55-59	60-64	65-69	70-74	75-79	80-99	Total
14:45 - 14:59	0	0	2	14	3	1	0	0	0	0	0	0	0	0	0	20
15:00 - 15:14	0	0	1	8	7	1	0	0	0	0	0	0	0	0	0	17
15:15 - 15:29	0	1	2	14	1	1	0	0	0	0	0	0	0	0	0	19
15:30 - 15:44	0	1	3	4	7	1	1	0	0	0	0	0	0	0	0	17
15:45 - 15:59	0	2	1	12	6	0	0	0	0	0	0	0	0	0	0	21
16:00 - 16:14	0	0	2	5	3	0	0	0	0	0	0	0	0	0	0	10
16:15 - 16:29	0	1	1	7	6	0	0	0	0	0	0	0	0	0	0	15
16:30 - 16:44	0	0	1	10	4	2	0	0	0	0	0	0	0	0	0	17
16:45 - 16:59	0	0	2	2	13	0	0	0	0	0	0	0	0	0	0	17
17:00 - 17:14	0	0	1	7	9	1	0	0	0	0	0	0	0	0	0	18
17:15 - 17:29	0	0	1	9	7	0	0	0	0	0	0	0	0	0	0	17
17:30 - 17:44	0	1	2	5	3	2	0	0	0	0	0	0	0	0	0	13
17:45 - 17:59	0	0	1	5	2	1	0	0	0	0	0	0	0	0	0	9
18:00 - 18:14	0	1	6	12	3	1	0	0	0	0	0	0	0	0	0	23
18:15 - 18:29	0	1	0	4	5	1	0	0	0	0	0	0	0	0	0	11
18:30 - 18:44	0	0	1	2	4	0	0	0	0	0	0	0	0	0	0	7
18:45 - 18:59	0	0	0	5	2	0	0	0	0	0	0	0	0	0	0	7
19:00 - 19:14	0	0	1	6	2	2	0	0	0	0	0	0	0	0	0	11
19:15 - 19:29	0	0	1	6	5	0	0	0	0	0	0	0	0	0	0	12
19:30 - 19:44	0	0	1	4	7	1	1	0	0	0	0	0	0	0	0	14
19:45 - 19:59	0	0	1	10	5	0	0	0	0	0	0	0	0	0	0	16
20:00 - 20:14	0	0	0	7	3	2	1	0	0	0	0	0	0	0	0	13
20:15 - 20:29	0	0	2	6	3	0	0	0	0	0	0	0	0	0	0	11
20:30 - 20:44	0	0	2	7	1	0	0	0	0	0	0	0	0	0	0	10
20:45 - 20:59	0	0	1	4	1	0	1	0	0	0	0	0	0	0	0	7
21:00 - 21:14	0	0	0	3	2	1	0	0	0	0	0	0	0	0	0	6
21:15 - 21:29	0	0	2	3	1	0	0	0	0	0	0	0	0	0	0	6
21:30 - 21:44	0	0	0	1	3	0	0	0	0	0	0	0	0	0	0	4
21:45 - 21:59	0	0	0	1	0	0	0	0	0	0	0	0	0	0	0	1
22:00 - 22:14	0	0	1	0	2	0	0	0	0	0	0	0	0	0	0	3
22:15 - 22:29	0	0	1	1	2	0	0	0	0	0	0	0	0	0	0	4
22:30 - 22:44	0	0	1	2	1	0	0	0	0	0	0	0	0	0	0	4
22:45 - 22:59	0	0	0	1	0	0	0	0	0	0	0	0	0	0	0	1
23:00 - 23:14	0	0	0	1	0	0	0	0	0	0	0	0	0	0	0	1
23:15 - 23:29	0	0	0	1	0	0	0	0	0	0	0	0	0	0	0	1
23:30 - 23:44	0	0	0	1	0	1	0	0	0	0	0	0	0	0	0	2
23:45 - 23:59	0	0	0	0	0	0	0	0	0	0	0	0	0	0	0	0
00:00 - 00:14	0	0	0	0	0	0	0	0	0	0	0	0	0	0	0	0
00:15 - 00:29	0	0	0	0	0	0	0	0	0	0	0	0	0	0	0	0
00:30 - 00:44	0	0	0	0	0	0	0	0	0	0	0	0	0	0	0	0
00:45 - 00:59	0	0	0	0	1	0	0	0	0	0	0	0	0	0	0	1
01:00 - 01:14	0	0	0	0	0	0	0	0	0	0	0	0	0	0	0	0
01:15 - 01:29	0	0	0	0	0	0	0	0	0	0	0	0	0	0	0	0
01:30 - 01:44	0	0	0	0	0	0	0	0	0	0	0	0	0	0	0	0
01:45 - 01:59	0	0	0	0	1	0	0	0	0	0	0	0	0	0	0	1
Totals	2	18	77	342	238	47	11	0	0	0	0	1	0	0	0	736
Percent of Total	0.3	2.4	10.5	46.5	32.3	6.4	1.5	0.0	0.0	0.0	0.0	0.1	0.0	0.0	0.0	100
Percent of AM	0.5	3.7	7.3	42.7	33.0	9.6	2.8	0.0	0.0	0.0	0.0	0.5	0.0	0.0	0.0	100
Percent of PM	0.2	1.9	11.8	48.1	32.0	5.0	1.0	0.0	0.0	0.0	0.0	0.0	0.0	0.0	0.0	100

Daily Westbound Speeds (MPH)

Study Date: Wednesday, 05/03/2023 / Thursday, 05/04/2023

Unit ID:

Location: 1100 North Location

Posted Speed: 25

Standard Deviation:	5.0 MPH	Ten Mile Pace:	25 to 34 MPH	85th Percentile:	33.9 MPH
Mean Speed:	29.2 MPH	Percent in Ten Mile Pace:	78.8%	15th Percentile:	25.2 MPH
Median Speed:	29.0 MPH			90th Percentile:	34.7 MPH
Modal Speed:	27.5 MPH			95th Percentile:	37.3 MPH

Daily Total Speeds (MPH)

Study Date: Wednesday, 05/03/2023 / Thursday, 05/04/2023

Unit ID:

Location: 1100 North Location

Posted Speed: 25

	5-14	15-19	20-24	25-29	30-34	35-39	40-44	45-49	50-54	55-59	60-64	65-69	70-74	75-79	80-99	Total
02:00 - 02:14	0	0	0	2	1	1	0	0	0	0	0	0	0	0	0	4
02:15 - 02:29	0	0	0	0	1	0	0	0	0	0	0	0	0	0	0	1
02:30 - 02:44	0	0	0	0	0	0	0	0	0	0	0	0	0	0	0	0
02:45 - 02:59	0	0	0	0	0	0	0	0	0	0	0	0	0	0	0	0
03:00 - 03:14	0	0	0	0	0	0	1	0	0	0	0	0	0	0	0	1
03:15 - 03:29	0	0	0	0	0	0	0	0	0	0	0	0	0	0	0	0
03:30 - 03:44	0	0	0	0	0	0	0	0	0	0	0	0	0	0	0	0
03:45 - 03:59	0	0	1	0	0	0	0	0	0	0	0	0	0	0	0	1
04:00 - 04:14	0	0	0	1	1	0	0	0	0	0	0	0	0	0	0	2
04:15 - 04:29	0	0	0	1	2	0	0	0	0	0	0	0	0	0	0	3
04:30 - 04:44	0	0	0	1	4	0	0	0	0	0	0	0	0	0	0	5
04:45 - 04:59	0	0	0	2	3	1	2	0	0	0	0	0	0	0	0	8
05:00 - 05:14	0	0	0	3	2	0	0	0	0	0	0	0	0	0	0	5
05:15 - 05:29	0	0	2	2	5	0	0	0	0	0	0	0	0	0	0	9
05:30 - 05:44	0	0	1	3	3	2	0	0	0	0	0	0	0	0	0	9
05:45 - 05:59	0	0	0	7	3	1	0	0	0	0	0	0	0	0	0	11
06:00 - 06:14	0	0	2	2	7	2	0	0	0	0	0	0	0	0	0	13
06:15 - 06:29	0	1	1	4	6	0	0	0	0	0	0	0	0	0	0	12
06:30 - 06:44	0	0	2	4	4	0	0	0	0	0	0	0	0	0	0	10
06:45 - 06:59	0	1	0	4	5	2	0	0	0	0	0	0	0	0	0	12
07:00 - 07:14	0	0	3	7	2	4	1	0	0	0	0	0	0	0	0	17
07:15 - 07:29	0	1	4	9	10	0	0	0	0	0	0	0	0	0	0	24
07:30 - 07:44	0	1	4	5	3	2	0	0	0	0	0	0	0	0	0	15
07:45 - 07:59	0	0	4	7	9	3	1	0	0	0	0	0	0	0	0	24
08:00 - 08:14	0	2	3	17	13	3	0	0	0	0	0	0	0	0	0	38
08:15 - 08:29	0	2	6	17	8	1	0	0	0	0	0	0	0	0	0	34
08:30 - 08:44	0	3	5	17	8	2	0	0	0	0	0	0	0	0	0	35
08:45 - 08:59	0	0	4	15	3	2	0	0	0	0	0	0	0	0	0	24
09:00 - 09:14	0	1	2	6	2	1	0	0	0	0	0	0	0	0	0	12
09:15 - 09:29	0	0	1	5	10	3	1	0	0	0	0	0	0	0	0	20
09:30 - 09:44	0	1	3	6	7	1	0	0	0	0	0	0	0	0	0	18
09:45 - 09:59	0	2	3	5	5	0	0	0	0	0	0	0	0	0	0	15
10:00 - 10:14	0	0	2	5	4	1	0	0	0	0	0	0	0	0	0	12
10:15 - 10:29	0	2	2	8	2	1	0	0	0	0	0	0	0	0	0	15
10:30 - 10:44	0	1	2	5	1	0	0	0	1	0	0	0	0	0	0	10
10:45 - 10:59	0	0	0	10	8	0	1	0	0	0	0	0	0	0	0	19
11:00 - 11:14	0	1	3	10	1	0	0	0	0	0	0	0	0	0	0	15
11:15 - 11:29	0	0	4	7	7	1	0	0	0	0	0	0	0	0	0	19
11:30 - 11:44	1	0	1	8	5	3	0	0	0	0	0	0	0	0	0	18
11:45 - 11:59	0	0	2	10	4	4	0	0	0	0	0	1	0	0	0	21
12:00 - 12:14	0	0	3	7	9	1	0	0	0	0	0	0	0	0	0	20
12:15 - 12:29	1	0	2	13	5	3	0	0	0	0	0	0	0	0	0	24
12:30 - 12:44	0	0	8	9	5	1	1	0	0	0	0	0	0	0	0	24
12:45 - 12:59	0	1	3	9	2	2	1	0	0	0	0	0	0	0	0	18
13:00 - 13:14	0	0	6	10	5	0	0	0	0	0	0	0	0	0	0	21
13:15 - 13:29	1	1	1	19	7	4	0	0	0	0	0	0	0	0	0	33
13:30 - 13:44	0	0	7	12	8	1	0	0	0	0	0	0	0	0	0	28
13:45 - 13:59	0	0	6	9	5	3	0	0	0	0	0	0	0	0	0	23
14:00 - 14:14	0	0	3	17	7	0	1	0	0	0	0	0	0	0	0	28
14:15 - 14:29	0	1	0	8	6	0	2	0	0	0	0	0	0	0	0	17
14:30 - 14:44	0	1	5	8	10	3	1	0	0	0	0	0	0	0	0	28

Daily Total Speeds (MPH)

Study Date: Wednesday, 05/03/2023 / Thursday, 05/04/2023

Unit ID:

Location: 1100 North Location

Posted Speed: 25

	5-14	15-19	20-24	25-29	30-34	35-39	40-44	45-49	50-54	55-59	60-64	65-69	70-74	75-79	80-99	Total
14:45 - 14:59	0	1	3	17	10	2	0	0	0	0	0	0	0	0	0	33
15:00 - 15:14	0	1	7	16	16	2	0	0	0	0	0	0	0	0	0	42
15:15 - 15:29	1	1	7	33	10	3	0	0	0	0	0	0	0	0	0	55
15:30 - 15:44	0	2	6	12	16	3	1	0	0	0	0	0	0	0	0	40
15:45 - 15:59	0	5	7	20	11	5	0	0	0	0	0	0	0	0	0	48
16:00 - 16:14	0	0	3	13	9	0	0	0	0	0	0	0	0	0	0	25
16:15 - 16:29	0	2	4	11	12	0	1	0	0	0	0	0	0	0	0	30
16:30 - 16:44	0	0	3	21	9	2	0	0	0	0	0	0	0	0	0	35
16:45 - 16:59	0	0	3	7	21	0	1	0	0	0	0	0	0	0	0	32
17:00 - 17:14	0	0	5	14	10	2	0	0	0	0	0	0	0	0	0	31
17:15 - 17:29	0	0	5	14	12	2	0	0	0	0	0	0	0	0	0	33
17:30 - 17:44	0	1	3	13	7	2	1	0	0	0	0	0	0	0	0	27
17:45 - 17:59	0	0	2	14	4	2	0	0	0	0	0	0	0	0	0	22
18:00 - 18:14	0	1	6	20	7	1	1	0	0	0	0	0	0	0	0	36
18:15 - 18:29	0	1	1	7	11	2	0	0	0	0	0	0	0	0	0	22
18:30 - 18:44	0	0	3	3	9	0	0	0	0	0	0	0	0	0	0	15
18:45 - 18:59	0	0	1	9	5	1	0	0	0	0	0	0	0	0	0	16
19:00 - 19:14	0	0	6	7	6	3	0	0	0	0	0	0	0	0	0	22
19:15 - 19:29	0	1	3	7	6	0	0	0	0	0	0	0	0	0	0	17
19:30 - 19:44	0	0	2	14	11	2	1	0	0	0	0	0	0	0	0	30
19:45 - 19:59	0	0	1	17	7	0	1	0	0	0	0	0	0	0	0	26
20:00 - 20:14	0	0	4	15	5	2	1	0	0	0	0	0	0	0	0	27
20:15 - 20:29	0	0	2	8	4	0	0	0	0	0	0	0	0	0	0	14
20:30 - 20:44	0	0	3	11	2	0	0	0	0	0	0	0	0	0	0	16
20:45 - 20:59	0	0	2	6	2	0	1	0	0	0	0	0	0	0	0	11
21:00 - 21:14	0	1	0	8	4	1	0	0	0	0	0	0	0	0	0	14
21:15 - 21:29	0	0	3	6	1	0	0	0	0	0	0	0	0	0	0	10
21:30 - 21:44	0	0	1	2	4	0	0	0	0	0	0	0	0	0	0	7
21:45 - 21:59	0	0	1	1	1	0	0	0	0	0	0	0	0	0	0	3
22:00 - 22:14	0	0	2	2	2	1	0	0	0	0	0	0	0	0	0	7
22:15 - 22:29	0	0	2	5	2	0	0	0	0	0	0	0	0	0	0	9
22:30 - 22:44	0	0	1	2	1	0	0	0	0	0	0	0	0	0	0	4
22:45 - 22:59	0	0	1	2	0	0	0	0	0	0	0	0	0	0	0	3
23:00 - 23:14	0	0	0	1	0	0	0	0	0	0	0	0	0	0	0	1
23:15 - 23:29	0	0	0	3	1	0	0	0	0	0	0	0	0	0	0	4
23:30 - 23:44	0	0	0	1	1	1	0	0	0	0	0	0	0	0	0	3
23:45 - 23:59	0	0	0	1	0	0	0	0	0	0	0	0	0	0	0	1
00:00 - 00:14	0	0	0	0	0	0	0	0	0	0	0	0	0	0	0	0
00:15 - 00:29	0	0	0	0	0	0	0	0	0	0	0	0	0	0	0	0
00:30 - 00:44	0	0	0	0	0	0	0	0	0	0	0	0	0	0	0	0
00:45 - 00:59	0	0	0	1	1	0	0	0	0	0	0	0	0	0	0	2
01:00 - 01:14	0	0	0	0	0	0	0	0	0	0	0	0	0	0	0	0
01:15 - 01:29	0	0	0	0	0	0	0	0	0	0	0	0	0	0	0	0
01:30 - 01:44	0	0	0	0	0	0	0	0	0	0	0	0	0	0	0	0
01:45 - 01:59	0	0	0	0	1	0	0	0	0	0	0	0	0	0	0	1
Totals	4	40	214	700	469	98	22	0	1	0	0	1	0	0	0	1549
Percent of Total	0.3	2.6	13.8	45.2	30.3	6.3	1.4	0.0	0.1	0.0	0.0	0.1	0.0	0.0	0.0	100
Percent of AM	0.2	3.7	13.0	42.0	31.3	8.0	1.4	0.0	0.2	0.0	0.0	0.2	0.0	0.0	0.0	100
Percent of PM	0.3	2.0	14.2	46.8	29.8	5.5	1.4	0.0	0.0	0.0	0.0	0.0	0.0	0.0	0.0	100

Daily Total Speeds (MPH)

Study Date: Wednesday, 05/03/2023 / Thursday, 05/04/2023

Unit ID:

Location: 1100 North Location

Posted Speed: 25

Standard Deviation:	5.0 MPH	Ten Mile Pace:	25 to 34 MPH	85th Percentile:	33.8 MPH
Mean Speed:	28.9 MPH	Percent in Ten Mile Pace:	75.5%	15th Percentile:	24.4 MPH
Median Speed:	28.7 MPH			90th Percentile:	34.6 MPH
Modal Speed:	27.5 MPH			95th Percentile:	37.2 MPH

Daily Vehicle Volume Report

Study Date: Tuesday, 05/02/2023

Unit ID:

Location: 2000 North Location

	Eastbound Volume	Westbound Volume	Total Volume
00:00 - 00:14	1	1	2
00:15 - 00:29	1	0	1
00:30 - 00:44	0	5	5
00:45 - 00:59	2	1	3
01:00 - 01:14	1	2	3
01:15 - 01:29	1	0	1
01:30 - 01:44	1	0	1
01:45 - 01:59	0	1	1
02:00 - 02:14	0	0	0
02:15 - 02:29	0	1	1
02:30 - 02:44	1	1	2
02:45 - 02:59	0	0	0
03:00 - 03:14	1	0	1
03:15 - 03:29	3	0	3
03:30 - 03:44	0	2	2
03:45 - 03:59	1	1	2
04:00 - 04:14	2	0	2
04:15 - 04:29	3	4	7
04:30 - 04:44	2	1	3
04:45 - 04:59	0	3	3
05:00 - 05:14	6	2	8
05:15 - 05:29	1	4	5
05:30 - 05:44	1	6	7
05:45 - 05:59	5	6	11
06:00 - 06:14	0	8	8
06:15 - 06:29	5	13	18
06:30 - 06:44	8	6	14
06:45 - 06:59	8	17	25
07:00 - 07:14	12	24	36
07:15 - 07:29	21	34	55
07:30 - 07:44	56	64	120
07:45 - 07:59	84	73	157
08:00 - 08:14	40	17	57
08:15 - 08:29	24	22	46
08:30 - 08:44	35	24	59
08:45 - 08:59	29	11	40
09:00 - 09:14	20	14	34
09:15 - 09:29	19	5	24
09:30 - 09:44	9	12	21
09:45 - 09:59	25	13	38
10:00 - 10:14	27	19	46
10:15 - 10:29	14	14	28
10:30 - 10:44	12	11	23
10:45 - 10:59	21	14	35
11:00 - 11:14	22	22	44
11:15 - 11:29	21	22	43
11:30 - 11:44	16	12	28
11:45 - 11:59	17	26	43
12:00 - 12:14	11	18	29
12:15 - 12:29	25	18	43
12:30 - 12:44	20	17	37
12:45 - 12:59	14	17	31

Daily Vehicle Volume Report

Study Date: Tuesday, 05/02/2023

Unit ID:

Location: 2000 North Location

	Eastbound Volume	Westbound Volume	Total Volume
13:00 - 13:14	17	15	32
13:15 - 13:29	19	24	43
13:30 - 13:44	13	21	34
13:45 - 13:59	19	17	36
14:00 - 14:14	24	22	46
14:15 - 14:29	21	46	67
14:30 - 14:44	107	60	167
14:45 - 14:59	48	27	75
15:00 - 15:14	34	25	59
15:15 - 15:29	42	26	68
15:30 - 15:44	48	27	75
15:45 - 15:59	30	26	56
16:00 - 16:14	35	24	59
16:15 - 16:29	37	23	60
16:30 - 16:44	35	32	67
16:45 - 16:59	35	20	55
17:00 - 17:14	42	29	71
17:15 - 17:29	29	43	72
17:30 - 17:44	38	47	85
17:45 - 17:59	38	38	76
18:00 - 18:14	45	36	81
18:15 - 18:29	30	32	62
18:30 - 18:44	22	28	50
18:45 - 18:59	22	21	43
19:00 - 19:14	31	23	54
19:15 - 19:29	37	32	69
19:30 - 19:44	31	20	51
19:45 - 19:59	25	20	45
20:00 - 20:14	18	19	37
20:15 - 20:29	21	28	49
20:30 - 20:44	14	16	30
20:45 - 20:59	20	17	37
21:00 - 21:14	8	15	23
21:15 - 21:29	3	11	14
21:30 - 21:44	8	11	19
21:45 - 21:59	7	9	16
22:00 - 22:14	7	5	12
22:15 - 22:29	2	5	7
22:30 - 22:44	3	3	6
22:45 - 22:59	1	2	3
23:00 - 23:14	3	1	4
23:15 - 23:29	1	0	1
23:30 - 23:44	1	2	3
23:45 - 23:59	3	1	4
Totals	1722	1557	3279
AM Peak Time	07:24 - 08:23	07:03 - 08:02	07:14 - 08:13
AM Peak Volume	206	196	390
PM Peak Time	14:30 - 15:29	17:11 - 18:10	14:20 - 15:19
PM Peak Volume	231	164	383

Daily Vehicle Volume Report

Study Date: Tuesday, 05/02/2023

Unit ID:

Location: 2000 North Location

Daily Eastbound Classes Report

Study Date: Tuesday, 05/02/2023

Unit ID:

Location: 2000 North Location

	#1	#2	#3	#4	#5	#6	#7	#8	#9	#10	#11	#12	#13	Total
00:00 - 00:14	0	0	1	0	0	0	0	0	0	0	0	0	0	1
00:15 - 00:29	0	0	0	0	1	0	0	0	0	0	0	0	0	1
00:30 - 00:44	0	0	0	0	0	0	0	0	0	0	0	0	0	0
00:45 - 00:59	0	1	1	0	0	0	0	0	0	0	0	0	0	2
01:00 - 01:14	0	1	0	0	0	0	0	0	0	0	0	0	0	1
01:15 - 01:29	0	1	0	0	0	0	0	0	0	0	0	0	0	1
01:30 - 01:44	0	1	0	0	0	0	0	0	0	0	0	0	0	1
01:45 - 01:59	0	0	0	0	0	0	0	0	0	0	0	0	0	0
02:00 - 02:14	0	0	0	0	0	0	0	0	0	0	0	0	0	0
02:15 - 02:29	0	0	0	0	0	0	0	0	0	0	0	0	0	0
02:30 - 02:44	0	1	0	0	0	0	0	0	0	0	0	0	0	1
02:45 - 02:59	0	0	0	0	0	0	0	0	0	0	0	0	0	0
03:00 - 03:14	0	1	0	0	0	0	0	0	0	0	0	0	0	1
03:15 - 03:29	0	3	0	0	0	0	0	0	0	0	0	0	0	3
03:30 - 03:44	0	0	0	0	0	0	0	0	0	0	0	0	0	0
03:45 - 03:59	0	1	0	0	0	0	0	0	0	0	0	0	0	1
04:00 - 04:14	0	1	1	0	0	0	0	0	0	0	0	0	0	2
04:15 - 04:29	0	2	1	0	0	0	0	0	0	0	0	0	0	3
04:30 - 04:44	0	2	0	0	0	0	0	0	0	0	0	0	0	2
04:45 - 04:59	0	0	0	0	0	0	0	0	0	0	0	0	0	0
05:00 - 05:14	0	4	1	0	1	0	0	0	0	0	0	0	0	6
05:15 - 05:29	0	1	0	0	0	0	0	0	0	0	0	0	0	1
05:30 - 05:44	0	1	0	0	0	0	0	0	0	0	0	0	0	1
05:45 - 05:59	0	5	0	0	0	0	0	0	0	0	0	0	0	5
06:00 - 06:14	0	0	0	0	0	0	0	0	0	0	0	0	0	0
06:15 - 06:29	0	4	1	0	0	0	0	0	0	0	0	0	0	5
06:30 - 06:44	0	7	0	0	1	0	0	0	0	0	0	0	0	8
06:45 - 06:59	0	4	0	1	3	0	0	0	0	0	0	0	0	8
07:00 - 07:14	1	8	1	0	2	0	0	0	0	0	0	0	0	12
07:15 - 07:29	0	16	2	0	3	0	0	0	0	0	0	0	0	21
07:30 - 07:44	0	42	6	0	8	0	0	0	0	0	0	0	0	56
07:45 - 07:59	1	69	8	1	5	0	0	0	0	0	0	0	0	84
08:00 - 08:14	0	32	3	0	5	0	0	0	0	0	0	0	0	40
08:15 - 08:29	0	19	1	0	4	0	0	0	0	0	0	0	0	24
08:30 - 08:44	0	26	4	0	5	0	0	0	0	0	0	0	0	35
08:45 - 08:59	0	24	2	1	2	0	0	0	0	0	0	0	0	29
09:00 - 09:14	1	13	2	0	2	1	0	1	0	0	0	0	0	20
09:15 - 09:29	0	14	1	0	4	0	0	0	0	0	0	0	0	19
09:30 - 09:44	0	6	2	0	1	0	0	0	0	0	0	0	0	9
09:45 - 09:59	1	18	1	0	3	0	0	1	1	0	0	0	0	25
10:00 - 10:14	0	21	2	0	3	0	0	1	0	0	0	0	0	27
10:15 - 10:29	0	11	0	0	3	0	0	0	0	0	0	0	0	14
10:30 - 10:44	1	7	1	0	3	0	0	0	0	0	0	0	0	12
10:45 - 10:59	0	16	3	0	2	0	0	0	0	0	0	0	0	21
11:00 - 11:14	0	17	1	0	3	0	0	1	0	0	0	0	0	22
11:15 - 11:29	0	17	1	0	3	0	0	0	0	0	0	0	0	21
11:30 - 11:44	0	11	0	0	5	0	0	0	0	0	0	0	0	16
11:45 - 11:59	0	11	2	1	2	0	0	1	0	0	0	0	0	17
12:00 - 12:14	0	10	0	0	1	0	0	0	0	0	0	0	0	11
12:15 - 12:29	0	21	2	0	2	0	0	0	0	0	0	0	0	25
12:30 - 12:44	1	15	2	0	2	0	0	0	0	0	0	0	0	20
12:45 - 12:59	0	11	2	0	1	0	0	0	0	0	0	0	0	14

Daily Eastbound Classes Report

Study Date: Tuesday, 05/02/2023

Unit ID:

Location: 2000 North Location

	#1	#2	#3	#4	#5	#6	#7	#8	#9	#10	#11	#12	#13	Total
13:00 - 13:14	0	14	1	0	2	0	0	0	0	0	0	0	0	17
13:15 - 13:29	0	14	2	0	2	0	0	1	0	0	0	0	0	19
13:30 - 13:44	0	9	1	0	3	0	0	0	0	0	0	0	0	13
13:45 - 13:59	0	9	3	0	7	0	0	0	0	0	0	0	0	19
14:00 - 14:14	0	19	2	0	3	0	0	0	0	0	0	0	0	24
14:15 - 14:29	0	15	1	0	5	0	0	0	0	0	0	0	0	21
14:30 - 14:44	0	85	8	1	13	0	0	0	0	0	0	0	0	107
14:45 - 14:59	0	37	4	0	6	0	0	1	0	0	0	0	0	48
15:00 - 15:14	0	28	1	0	4	0	0	1	0	0	0	0	0	34
15:15 - 15:29	0	33	2	0	7	0	0	0	0	0	0	0	0	42
15:30 - 15:44	0	40	2	1	5	0	0	0	0	0	0	0	0	48
15:45 - 15:59	0	26	1	0	3	0	0	0	0	0	0	0	0	30
16:00 - 16:14	0	27	3	0	4	1	0	0	0	0	0	0	0	35
16:15 - 16:29	1	32	1	0	2	0	0	1	0	0	0	0	0	37
16:30 - 16:44	0	27	3	0	5	0	0	0	0	0	0	0	0	35
16:45 - 16:59	0	28	3	0	3	1	0	0	0	0	0	0	0	35
17:00 - 17:14	0	29	3	0	10	0	0	0	0	0	0	0	0	42
17:15 - 17:29	0	20	3	0	6	0	0	0	0	0	0	0	0	29
17:30 - 17:44	0	33	1	0	4	0	0	0	0	0	0	0	0	38
17:45 - 17:59	1	29	2	1	5	0	0	0	0	0	0	0	0	38
18:00 - 18:14	0	41	3	0	1	0	0	0	0	0	0	0	0	45
18:15 - 18:29	0	26	1	0	2	0	0	1	0	0	0	0	0	30
18:30 - 18:44	0	21	0	0	1	0	0	0	0	0	0	0	0	22
18:45 - 18:59	0	19	1	0	2	0	0	0	0	0	0	0	0	22
19:00 - 19:14	0	28	2	0	1	0	0	0	0	0	0	0	0	31
19:15 - 19:29	0	31	3	0	3	0	0	0	0	0	0	0	0	37
19:30 - 19:44	0	25	2	0	4	0	0	0	0	0	0	0	0	31
19:45 - 19:59	0	18	3	0	4	0	0	0	0	0	0	0	0	25
20:00 - 20:14	0	16	2	0	0	0	0	0	0	0	0	0	0	18
20:15 - 20:29	0	16	2	0	2	0	1	0	0	0	0	0	0	21
20:30 - 20:44	1	8	2	0	3	0	0	0	0	0	0	0	0	14
20:45 - 20:59	0	15	2	0	3	0	0	0	0	0	0	0	0	20
21:00 - 21:14	0	5	0	0	3	0	0	0	0	0	0	0	0	8
21:15 - 21:29	0	3	0	0	0	0	0	0	0	0	0	0	0	3
21:30 - 21:44	0	7	0	0	1	0	0	0	0	0	0	0	0	8
21:45 - 21:59	0	7	0	0	0	0	0	0	0	0	0	0	0	7
22:00 - 22:14	0	5	1	0	1	0	0	0	0	0	0	0	0	7
22:15 - 22:29	0	2	0	0	0	0	0	0	0	0	0	0	0	2
22:30 - 22:44	0	3	0	0	0	0	0	0	0	0	0	0	0	3
22:45 - 22:59	0	1	0	0	0	0	0	0	0	0	0	0	0	1
23:00 - 23:14	0	3	0	0	0	0	0	0	0	0	0	0	0	3
23:15 - 23:29	0	1	0	0	0	0	0	0	0	0	0	0	0	1
23:30 - 23:44	0	1	0	0	0	0	0	0	0	0	0	0	0	1
23:45 - 23:59	0	2	0	0	1	0	0	0	0	0	0	0	0	3
Totals	9	1354	126	7	211	3	1	10	1	0	0	0	0	1722
Percent of Total	0.5	78.6	7.3	0.4	12.3	0.2	0.1	0.6	0.1	0.0	0.0	0.0	0.0	100
Percent of AM	0.9	76.0	8.5	0.7	12.8	0.2	0.0	0.9	0.2	0.0	0.0	0.0	0.0	100
Percent of PM	0.3	80.0	6.7	0.3	12.0	0.2	0.1	0.4	0.0	0.0	0.0	0.0	0.0	100

Daily Eastbound Classes Report

Study Date: Tuesday, 05/02/2023

Unit ID:

Location: 2000 North Location

Truck Summary:

Total Trucks: 233 % Trucks: 13.5 AM % Trucks: 14.7 PM % Trucks: 12.9

Classification Scheme: FHWA (ID: 1)

#1	Motorcycles - 2 Axles	#6	Single Unit Truck - 3 Axles	#11	Multi-Unit - 5 Axles or Less
#2	Passenger Cars - 2 Axles	#7	Single Unit - 4 Axles	#12	Multi-Unit - 6 Axles
#3	Pickup Trucks, Vans - 2 Axles	#8	Single Unit - 4 Axles or Less	#13	Multi-Unit - 7 Axles or More
#4	Buses	#9	Double Unit - 5 Axles		
#5	Single Unit - 2 Axles, 6 Tires	#10	Double Unit - 6 Axles or More		

Daily Westbound Classes Report

Study Date: Tuesday, 05/02/2023

Unit ID:

Location: 2000 North Location

	#1	#2	#3	#4	#5	#6	#7	#8	#9	#10	#11	#12	#13	Total
00:00 - 00:14	0	1	0	0	0	0	0	0	0	0	0	0	0	1
00:15 - 00:29	0	0	0	0	0	0	0	0	0	0	0	0	0	0
00:30 - 00:44	0	4	1	0	0	0	0	0	0	0	0	0	0	5
00:45 - 00:59	0	1	0	0	0	0	0	0	0	0	0	0	0	1
01:00 - 01:14	0	1	0	0	1	0	0	0	0	0	0	0	0	2
01:15 - 01:29	0	0	0	0	0	0	0	0	0	0	0	0	0	0
01:30 - 01:44	0	0	0	0	0	0	0	0	0	0	0	0	0	0
01:45 - 01:59	0	1	0	0	0	0	0	0	0	0	0	0	0	1
02:00 - 02:14	0	0	0	0	0	0	0	0	0	0	0	0	0	0
02:15 - 02:29	0	0	1	0	0	0	0	0	0	0	0	0	0	1
02:30 - 02:44	0	1	0	0	0	0	0	0	0	0	0	0	0	1
02:45 - 02:59	0	0	0	0	0	0	0	0	0	0	0	0	0	0
03:00 - 03:14	0	0	0	0	0	0	0	0	0	0	0	0	0	0
03:15 - 03:29	0	0	0	0	0	0	0	0	0	0	0	0	0	0
03:30 - 03:44	0	2	0	0	0	0	0	0	0	0	0	0	0	2
03:45 - 03:59	0	1	0	0	0	0	0	0	0	0	0	0	0	1
04:00 - 04:14	0	0	0	0	0	0	0	0	0	0	0	0	0	0
04:15 - 04:29	0	4	0	0	0	0	0	0	0	0	0	0	0	4
04:30 - 04:44	0	1	0	0	0	0	0	0	0	0	0	0	0	1
04:45 - 04:59	0	3	0	0	0	0	0	0	0	0	0	0	0	3
05:00 - 05:14	0	2	0	0	0	0	0	0	0	0	0	0	0	2
05:15 - 05:29	0	3	0	0	1	0	0	0	0	0	0	0	0	4
05:30 - 05:44	0	5	0	0	1	0	0	0	0	0	0	0	0	6
05:45 - 05:59	0	4	1	0	1	0	0	0	0	0	0	0	0	6
06:00 - 06:14	0	6	0	0	2	0	0	0	0	0	0	0	0	8
06:15 - 06:29	0	12	0	0	1	0	0	0	0	0	0	0	0	13
06:30 - 06:44	0	5	1	0	0	0	0	0	0	0	0	0	0	6
06:45 - 06:59	0	12	2	0	2	0	0	0	1	0	0	0	0	17
07:00 - 07:14	0	21	1	0	2	0	0	0	0	0	0	0	0	24
07:15 - 07:29	0	27	3	0	4	0	0	0	0	0	0	0	0	34
07:30 - 07:44	0	47	7	0	10	0	0	0	0	0	0	0	0	64
07:45 - 07:59	0	62	4	0	7	0	0	0	0	0	0	0	0	73
08:00 - 08:14	0	15	2	0	0	0	0	0	0	0	0	0	0	17
08:15 - 08:29	0	18	2	0	2	0	0	0	0	0	0	0	0	22
08:30 - 08:44	0	22	1	0	1	0	0	0	0	0	0	0	0	24
08:45 - 08:59	0	9	2	0	0	0	0	0	0	0	0	0	0	11
09:00 - 09:14	0	10	2	0	2	0	0	0	0	0	0	0	0	14
09:15 - 09:29	1	3	0	0	1	0	0	0	0	0	0	0	0	5
09:30 - 09:44	0	7	3	0	2	0	0	0	0	0	0	0	0	12
09:45 - 09:59	0	12	0	0	1	0	0	0	0	0	0	0	0	13
10:00 - 10:14	0	15	2	0	2	0	0	0	0	0	0	0	0	19
10:15 - 10:29	0	11	2	0	1	0	0	0	0	0	0	0	0	14
10:30 - 10:44	0	7	2	0	2	0	0	0	0	0	0	0	0	11
10:45 - 10:59	1	7	2	0	4	0	0	0	0	0	0	0	0	14
11:00 - 11:14	0	17	1	0	4	0	0	0	0	0	0	0	0	22
11:15 - 11:29	0	19	2	1	0	0	0	0	0	0	0	0	0	22
11:30 - 11:44	0	10	1	0	1	0	0	0	0	0	0	0	0	12
11:45 - 11:59	0	21	3	0	2	0	0	0	0	0	0	0	0	26
12:00 - 12:14	0	12	4	1	1	0	0	0	0	0	0	0	0	18
12:15 - 12:29	0	16	1	0	1	0	0	0	0	0	0	0	0	18
12:30 - 12:44	0	11	2	0	3	0	0	1	0	0	0	0	0	17
12:45 - 12:59	0	13	0	0	3	0	0	1	0	0	0	0	0	17

Daily Westbound Classes Report

Study Date: Tuesday, 05/02/2023

Unit ID:

Location: 2000 North Location

	#1	#2	#3	#4	#5	#6	#7	#8	#9	#10	#11	#12	#13	Total
13:00 - 13:14	0	10	1	0	4	0	0	0	0	0	0	0	0	15
13:15 - 13:29	0	16	5	1	2	0	0	0	0	0	0	0	0	24
13:30 - 13:44	0	17	1	1	2	0	0	0	0	0	0	0	0	21
13:45 - 13:59	0	13	2	0	2	0	0	0	0	0	0	0	0	17
14:00 - 14:14	0	14	4	0	4	0	0	0	0	0	0	0	0	22
14:15 - 14:29	0	34	5	3	4	0	0	0	0	0	0	0	0	46
14:30 - 14:44	0	50	6	0	4	0	0	0	0	0	0	0	0	60
14:45 - 14:59	0	18	5	1	3	0	0	0	0	0	0	0	0	27
15:00 - 15:14	0	21	1	0	3	0	0	0	0	0	0	0	0	25
15:15 - 15:29	0	22	4	0	0	0	0	0	0	0	0	0	0	26
15:30 - 15:44	0	20	6	0	1	0	0	0	0	0	0	0	0	27
15:45 - 15:59	0	22	3	0	1	0	0	0	0	0	0	0	0	26
16:00 - 16:14	0	18	3	0	3	0	0	0	0	0	0	0	0	24
16:15 - 16:29	0	20	2	0	1	0	0	0	0	0	0	0	0	23
16:30 - 16:44	0	25	5	0	2	0	0	0	0	0	0	0	0	32
16:45 - 16:59	1	18	1	0	0	0	0	0	0	0	0	0	0	20
17:00 - 17:14	0	26	3	0	0	0	0	0	0	0	0	0	0	29
17:15 - 17:29	0	31	6	0	6	0	0	0	0	0	0	0	0	43
17:30 - 17:44	0	40	2	0	5	0	0	0	0	0	0	0	0	47
17:45 - 17:59	0	33	3	0	2	0	0	0	0	0	0	0	0	38
18:00 - 18:14	0	29	5	0	1	0	0	1	0	0	0	0	0	36
18:15 - 18:29	0	27	5	0	0	0	0	0	0	0	0	0	0	32
18:30 - 18:44	1	23	0	0	4	0	0	0	0	0	0	0	0	28
18:45 - 18:59	0	19	1	0	1	0	0	0	0	0	0	0	0	21
19:00 - 19:14	0	18	4	0	1	0	0	0	0	0	0	0	0	23
19:15 - 19:29	0	24	7	0	1	0	0	0	0	0	0	0	0	32
19:30 - 19:44	0	14	4	0	2	0	0	0	0	0	0	0	0	20
19:45 - 19:59	0	16	3	0	1	0	0	0	0	0	0	0	0	20
20:00 - 20:14	1	14	2	0	2	0	0	0	0	0	0	0	0	19
20:15 - 20:29	0	24	1	0	3	0	0	0	0	0	0	0	0	28
20:30 - 20:44	0	16	0	0	0	0	0	0	0	0	0	0	0	16
20:45 - 20:59	0	13	3	0	1	0	0	0	0	0	0	0	0	17
21:00 - 21:14	0	13	2	0	0	0	0	0	0	0	0	0	0	15
21:15 - 21:29	0	8	0	0	3	0	0	0	0	0	0	0	0	11
21:30 - 21:44	0	10	1	0	0	0	0	0	0	0	0	0	0	11
21:45 - 21:59	0	8	0	0	1	0	0	0	0	0	0	0	0	9
22:00 - 22:14	0	5	0	0	0	0	0	0	0	0	0	0	0	5
22:15 - 22:29	0	4	1	0	0	0	0	0	0	0	0	0	0	5
22:30 - 22:44	0	2	0	0	1	0	0	0	0	0	0	0	0	3
22:45 - 22:59	0	2	0	0	0	0	0	0	0	0	0	0	0	2
23:00 - 23:14	0	1	0	0	0	0	0	0	0	0	0	0	0	1
23:15 - 23:29	0	0	0	0	0	0	0	0	0	0	0	0	0	0
23:30 - 23:44	0	1	0	0	1	0	0	0	0	0	0	0	0	2
23:45 - 23:59	0	0	1	0	0	0	0	0	0	0	0	0	0	1
Totals	5	1240	163	8	137	0	0	3	1	0	0	0	0	1557
Percent of Total	0.3	79.6	10.5	0.5	8.8	0.0	0.0	0.2	0.1	0.0	0.0	0.0	0.0	100
Percent of AM	0.4	79.7	8.9	0.2	10.6	0.0	0.0	0.0	0.2	0.0	0.0	0.0	0.0	100
Percent of PM	0.3	79.6	11.3	0.7	7.9	0.0	0.0	0.3	0.0	0.0	0.0	0.0	0.0	100

Daily Westbound Classes Report

Study Date: Tuesday, 05/02/2023

Unit ID:

Location: 2000 North Location

Truck Summary:

Total Trucks: 149 % Trucks: 9.6 AM % Trucks: 11.0 PM % Trucks: 8.8

Classification Scheme: FHWA (ID: 1)

#1	Motorcycles - 2 Axles	#6	Single Unit Truck - 3 Axles	#11	Multi-Unit - 5 Axles or Less
#2	Passenger Cars - 2 Axles	#7	Single Unit - 4 Axles	#12	Multi-Unit - 6 Axles
#3	Pickup Trucks, Vans - 2 Axles	#8	Single Unit - 4 Axles or Less	#13	Multi-Unit - 7 Axles or More
#4	Buses	#9	Double Unit - 5 Axles		
#5	Single Unit - 2 Axles, 6 Tires	#10	Double Unit - 6 Axles or More		

Daily Total Classes Report

Study Date: Tuesday, 05/02/2023

Unit ID:

Location: 2000 North Location

	#1	#2	#3	#4	#5	#6	#7	#8	#9	#10	#11	#12	#13	Total
00:00 - 00:14	0	1	1	0	0	0	0	0	0	0	0	0	0	2
00:15 - 00:29	0	0	0	0	1	0	0	0	0	0	0	0	0	1
00:30 - 00:44	0	4	1	0	0	0	0	0	0	0	0	0	0	5
00:45 - 00:59	0	2	1	0	0	0	0	0	0	0	0	0	0	3
01:00 - 01:14	0	2	0	0	1	0	0	0	0	0	0	0	0	3
01:15 - 01:29	0	1	0	0	0	0	0	0	0	0	0	0	0	1
01:30 - 01:44	0	1	0	0	0	0	0	0	0	0	0	0	0	1
01:45 - 01:59	0	1	0	0	0	0	0	0	0	0	0	0	0	1
02:00 - 02:14	0	0	0	0	0	0	0	0	0	0	0	0	0	0
02:15 - 02:29	0	0	1	0	0	0	0	0	0	0	0	0	0	1
02:30 - 02:44	0	2	0	0	0	0	0	0	0	0	0	0	0	2
02:45 - 02:59	0	0	0	0	0	0	0	0	0	0	0	0	0	0
03:00 - 03:14	0	1	0	0	0	0	0	0	0	0	0	0	0	1
03:15 - 03:29	0	3	0	0	0	0	0	0	0	0	0	0	0	3
03:30 - 03:44	0	2	0	0	0	0	0	0	0	0	0	0	0	2
03:45 - 03:59	0	2	0	0	0	0	0	0	0	0	0	0	0	2
04:00 - 04:14	0	1	1	0	0	0	0	0	0	0	0	0	0	2
04:15 - 04:29	0	6	1	0	0	0	0	0	0	0	0	0	0	7
04:30 - 04:44	0	3	0	0	0	0	0	0	0	0	0	0	0	3
04:45 - 04:59	0	3	0	0	0	0	0	0	0	0	0	0	0	3
05:00 - 05:14	0	6	1	0	1	0	0	0	0	0	0	0	0	8
05:15 - 05:29	0	4	0	0	1	0	0	0	0	0	0	0	0	5
05:30 - 05:44	0	6	0	0	1	0	0	0	0	0	0	0	0	7
05:45 - 05:59	0	9	1	0	1	0	0	0	0	0	0	0	0	11
06:00 - 06:14	0	6	0	0	2	0	0	0	0	0	0	0	0	8
06:15 - 06:29	0	16	1	0	1	0	0	0	0	0	0	0	0	18
06:30 - 06:44	0	12	1	0	1	0	0	0	0	0	0	0	0	14
06:45 - 06:59	0	16	2	1	5	0	0	0	1	0	0	0	0	25
07:00 - 07:14	1	29	2	0	4	0	0	0	0	0	0	0	0	36
07:15 - 07:29	0	43	5	0	7	0	0	0	0	0	0	0	0	55
07:30 - 07:44	0	89	13	0	18	0	0	0	0	0	0	0	0	120
07:45 - 07:59	1	131	12	1	12	0	0	0	0	0	0	0	0	157
08:00 - 08:14	0	47	5	0	5	0	0	0	0	0	0	0	0	57
08:15 - 08:29	0	37	3	0	6	0	0	0	0	0	0	0	0	46
08:30 - 08:44	0	48	5	0	6	0	0	0	0	0	0	0	0	59
08:45 - 08:59	0	33	4	1	2	0	0	0	0	0	0	0	0	40
09:00 - 09:14	1	23	4	0	4	1	0	1	0	0	0	0	0	34
09:15 - 09:29	1	17	1	0	5	0	0	0	0	0	0	0	0	24
09:30 - 09:44	0	13	5	0	3	0	0	0	0	0	0	0	0	21
09:45 - 09:59	1	30	1	0	4	0	0	1	1	0	0	0	0	38
10:00 - 10:14	0	36	4	0	5	0	0	1	0	0	0	0	0	46
10:15 - 10:29	0	22	2	0	4	0	0	0	0	0	0	0	0	28
10:30 - 10:44	1	14	3	0	5	0	0	0	0	0	0	0	0	23
10:45 - 10:59	1	23	5	0	6	0	0	0	0	0	0	0	0	35
11:00 - 11:14	0	34	2	0	7	0	0	1	0	0	0	0	0	44
11:15 - 11:29	0	36	3	1	3	0	0	0	0	0	0	0	0	43
11:30 - 11:44	0	21	1	0	6	0	0	0	0	0	0	0	0	28
11:45 - 11:59	0	32	5	1	4	0	0	1	0	0	0	0	0	43
12:00 - 12:14	0	22	4	1	2	0	0	0	0	0	0	0	0	29
12:15 - 12:29	0	37	3	0	3	0	0	0	0	0	0	0	0	43
12:30 - 12:44	1	26	4	0	5	0	0	1	0	0	0	0	0	37
12:45 - 12:59	0	24	2	0	4	0	0	1	0	0	0	0	0	31

Daily Total Classes Report

Study Date: Tuesday, 05/02/2023

Unit ID:

Location: 2000 North Location

	#1	#2	#3	#4	#5	#6	#7	#8	#9	#10	#11	#12	#13	Total
13:00 - 13:14	0	24	2	0	6	0	0	0	0	0	0	0	0	32
13:15 - 13:29	0	30	7	1	4	0	0	1	0	0	0	0	0	43
13:30 - 13:44	0	26	2	1	5	0	0	0	0	0	0	0	0	34
13:45 - 13:59	0	22	5	0	9	0	0	0	0	0	0	0	0	36
14:00 - 14:14	0	33	6	0	7	0	0	0	0	0	0	0	0	46
14:15 - 14:29	0	49	6	3	9	0	0	0	0	0	0	0	0	67
14:30 - 14:44	0	135	14	1	17	0	0	0	0	0	0	0	0	167
14:45 - 14:59	0	55	9	1	9	0	0	1	0	0	0	0	0	75
15:00 - 15:14	0	49	2	0	7	0	0	1	0	0	0	0	0	59
15:15 - 15:29	0	55	6	0	7	0	0	0	0	0	0	0	0	68
15:30 - 15:44	0	60	8	1	6	0	0	0	0	0	0	0	0	75
15:45 - 15:59	0	48	4	0	4	0	0	0	0	0	0	0	0	56
16:00 - 16:14	0	45	6	0	7	1	0	0	0	0	0	0	0	59
16:15 - 16:29	1	52	3	0	3	0	0	1	0	0	0	0	0	60
16:30 - 16:44	0	52	8	0	7	0	0	0	0	0	0	0	0	67
16:45 - 16:59	1	46	4	0	3	1	0	0	0	0	0	0	0	55
17:00 - 17:14	0	55	6	0	10	0	0	0	0	0	0	0	0	71
17:15 - 17:29	0	51	9	0	12	0	0	0	0	0	0	0	0	72
17:30 - 17:44	0	73	3	0	9	0	0	0	0	0	0	0	0	85
17:45 - 17:59	1	62	5	1	7	0	0	0	0	0	0	0	0	76
18:00 - 18:14	0	70	8	0	2	0	0	1	0	0	0	0	0	81
18:15 - 18:29	0	53	6	0	2	0	0	1	0	0	0	0	0	62
18:30 - 18:44	1	44	0	0	5	0	0	0	0	0	0	0	0	50
18:45 - 18:59	0	38	2	0	3	0	0	0	0	0	0	0	0	43
19:00 - 19:14	0	46	6	0	2	0	0	0	0	0	0	0	0	54
19:15 - 19:29	0	55	10	0	4	0	0	0	0	0	0	0	0	69
19:30 - 19:44	0	39	6	0	6	0	0	0	0	0	0	0	0	51
19:45 - 19:59	0	34	6	0	5	0	0	0	0	0	0	0	0	45
20:00 - 20:14	1	30	4	0	2	0	0	0	0	0	0	0	0	37
20:15 - 20:29	0	40	3	0	5	0	1	0	0	0	0	0	0	49
20:30 - 20:44	1	24	2	0	3	0	0	0	0	0	0	0	0	30
20:45 - 20:59	0	28	5	0	4	0	0	0	0	0	0	0	0	37
21:00 - 21:14	0	18	2	0	3	0	0	0	0	0	0	0	0	23
21:15 - 21:29	0	11	0	0	3	0	0	0	0	0	0	0	0	14
21:30 - 21:44	0	17	1	0	1	0	0	0	0	0	0	0	0	19
21:45 - 21:59	0	15	0	0	1	0	0	0	0	0	0	0	0	16
22:00 - 22:14	0	10	1	0	1	0	0	0	0	0	0	0	0	12
22:15 - 22:29	0	6	1	0	0	0	0	0	0	0	0	0	0	7
22:30 - 22:44	0	5	0	0	1	0	0	0	0	0	0	0	0	6
22:45 - 22:59	0	3	0	0	0	0	0	0	0	0	0	0	0	3
23:00 - 23:14	0	4	0	0	0	0	0	0	0	0	0	0	0	4
23:15 - 23:29	0	1	0	0	0	0	0	0	0	0	0	0	0	1
23:30 - 23:44	0	2	0	0	1	0	0	0	0	0	0	0	0	3
23:45 - 23:59	0	2	1	0	1	0	0	0	0	0	0	0	0	4
Totals	14	2594	289	15	348	3	1	13	2	0	0	0	0	3279
Percent of Total	0.4	79.1	8.8	0.5	10.6	0.1	0.0	0.4	0.1	0.0	0.0	0.0	0.0	100
Percent of AM	0.6	77.8	8.7	0.4	11.7	0.1	0.0	0.4	0.2	0.0	0.0	0.0	0.0	100
Percent of PM	0.3	79.8	8.9	0.5	10.0	0.1	0.0	0.4	0.0	0.0	0.0	0.0	0.0	100

Daily Total Classes Report

Study Date: Tuesday, 05/02/2023

Unit ID:

Location: 2000 North Location

Truck Summary:

Total Trucks: 382 % Trucks: 11.6 AM % Trucks: 12.9 PM % Trucks: 11.0

Classification Scheme: FHWA (ID: 1)

#1	Motorcycles - 2 Axles	#6	Single Unit Truck - 3 Axles	#11	Multi-Unit - 5 Axles or Less
#2	Passenger Cars - 2 Axles	#7	Single Unit - 4 Axles	#12	Multi-Unit - 6 Axles
#3	Pickup Trucks, Vans - 2 Axles	#8	Single Unit - 4 Axles or Less	#13	Multi-Unit - 7 Axles or More
#4	Buses	#9	Double Unit - 5 Axles		
#5	Single Unit - 2 Axles, 6 Tires	#10	Double Unit - 6 Axles or More		

Daily Eastbound Speeds (MPH)

Study Date: Tuesday, 05/02/2023

Unit ID:

Location: 2000 North Location

Posted Speed: 25

	5-14	15-19	20-24	25-29	30-34	35-39	40-44	45-49	50-54	55-59	60-64	65-69	70-74	75-79	80-99	Total
00:00 - 00:14	0	0	0	0	1	0	0	0	0	0	0	0	0	0	0	1
00:15 - 00:29	0	0	0	1	0	0	0	0	0	0	0	0	0	0	0	1
00:30 - 00:44	0	0	0	0	0	0	0	0	0	0	0	0	0	0	0	0
00:45 - 00:59	0	0	0	1	1	0	0	0	0	0	0	0	0	0	0	2
01:00 - 01:14	0	0	0	1	0	0	0	0	0	0	0	0	0	0	0	1
01:15 - 01:29	0	0	0	0	1	0	0	0	0	0	0	0	0	0	0	1
01:30 - 01:44	0	0	0	0	1	0	0	0	0	0	0	0	0	0	0	1
01:45 - 01:59	0	0	0	0	0	0	0	0	0	0	0	0	0	0	0	0
02:00 - 02:14	0	0	0	0	0	0	0	0	0	0	0	0	0	0	0	0
02:15 - 02:29	0	0	0	0	0	0	0	0	0	0	0	0	0	0	0	0
02:30 - 02:44	0	0	0	1	0	0	0	0	0	0	0	0	0	0	0	1
02:45 - 02:59	0	0	0	0	0	0	0	0	0	0	0	0	0	0	0	0
03:00 - 03:14	0	0	0	1	0	0	0	0	0	0	0	0	0	0	0	1
03:15 - 03:29	0	0	0	1	2	0	0	0	0	0	0	0	0	0	0	3
03:30 - 03:44	0	0	0	0	0	0	0	0	0	0	0	0	0	0	0	0
03:45 - 03:59	0	0	0	0	1	0	0	0	0	0	0	0	0	0	0	1
04:00 - 04:14	0	0	0	0	1	1	0	0	0	0	0	0	0	0	0	2
04:15 - 04:29	0	0	1	1	0	1	0	0	0	0	0	0	0	0	0	3
04:30 - 04:44	0	0	0	1	0	1	0	0	0	0	0	0	0	0	0	2
04:45 - 04:59	0	0	0	0	0	0	0	0	0	0	0	0	0	0	0	0
05:00 - 05:14	0	0	0	3	1	2	0	0	0	0	0	0	0	0	0	6
05:15 - 05:29	0	0	0	1	0	0	0	0	0	0	0	0	0	0	0	1
05:30 - 05:44	0	0	0	0	1	0	0	0	0	0	0	0	0	0	0	1
05:45 - 05:59	0	0	0	3	2	0	0	0	0	0	0	0	0	0	0	5
06:00 - 06:14	0	0	0	0	0	0	0	0	0	0	0	0	0	0	0	0
06:15 - 06:29	0	0	1	4	0	0	0	0	0	0	0	0	0	0	0	5
06:30 - 06:44	0	0	2	5	1	0	0	0	0	0	0	0	0	0	0	8
06:45 - 06:59	0	0	0	2	4	2	0	0	0	0	0	0	0	0	0	8
07:00 - 07:14	1	0	0	7	4	0	0	0	0	0	0	0	0	0	0	12
07:15 - 07:29	0	0	0	10	10	1	0	0	0	0	0	0	0	0	0	21
07:30 - 07:44	0	0	2	28	25	1	0	0	0	0	0	0	0	0	0	56
07:45 - 07:59	0	0	9	49	21	3	2	0	0	0	0	0	0	0	0	84
08:00 - 08:14	0	0	1	18	12	7	1	0	0	1	0	0	0	0	0	40
08:15 - 08:29	0	0	2	14	5	1	2	0	0	0	0	0	0	0	0	24
08:30 - 08:44	0	0	2	16	14	2	0	0	0	0	1	0	0	0	0	35
08:45 - 08:59	1	1	2	7	10	7	1	0	0	0	0	0	0	0	0	29
09:00 - 09:14	0	0	1	14	4	0	0	1	0	0	0	0	0	0	0	20
09:15 - 09:29	0	1	1	7	7	3	0	0	0	0	0	0	0	0	0	19
09:30 - 09:44	0	0	2	1	6	0	0	0	0	0	0	0	0	0	0	9
09:45 - 09:59	0	0	1	10	12	1	1	0	0	0	0	0	0	0	0	25
10:00 - 10:14	0	0	0	15	12	0	0	0	0	0	0	0	0	0	0	27
10:15 - 10:29	0	0	0	9	4	0	0	1	0	0	0	0	0	0	0	14
10:30 - 10:44	0	1	1	3	6	1	0	0	0	0	0	0	0	0	0	12
10:45 - 10:59	0	0	0	10	7	3	1	0	0	0	0	0	0	0	0	21
11:00 - 11:14	0	0	0	11	9	2	0	0	0	0	0	0	0	0	0	22
11:15 - 11:29	0	0	1	10	10	0	0	0	0	0	0	0	0	0	0	21
11:30 - 11:44	0	1	1	6	6	1	1	0	0	0	0	0	0	0	0	16
11:45 - 11:59	0	0	1	8	5	2	1	0	0	0	0	0	0	0	0	17
12:00 - 12:14	0	0	1	2	5	3	0	0	0	0	0	0	0	0	0	11
12:15 - 12:29	0	0	6	8	8	3	0	0	0	0	0	0	0	0	0	25
12:30 - 12:44	0	1	0	10	5	4	0	0	0	0	0	0	0	0	0	20

Daily Eastbound Speeds (MPH)

Study Date: Tuesday, 05/02/2023

Unit ID:

Location: 2000 North Location

Posted Speed: 25

	5-14	15-19	20-24	25-29	30-34	35-39	40-44	45-49	50-54	55-59	60-64	65-69	70-74	75-79	80-99	Total
12:45 - 12:59	0	0	2	3	6	2	1	0	0	0	0	0	0	0	0	14
13:00 - 13:14	0	0	1	8	5	3	0	0	0	0	0	0	0	0	0	17
13:15 - 13:29	0	0	0	6	7	6	0	0	0	0	0	0	0	0	0	19
13:30 - 13:44	0	0	0	8	5	0	0	0	0	0	0	0	0	0	0	13
13:45 - 13:59	0	0	0	11	7	1	0	0	0	0	0	0	0	0	0	19
14:00 - 14:14	0	0	6	10	3	5	0	0	0	0	0	0	0	0	0	24
14:15 - 14:29	0	0	1	10	8	2	0	0	0	0	0	0	0	0	0	21
14:30 - 14:44	0	0	10	63	32	2	0	0	0	0	0	0	0	0	0	107
14:45 - 14:59	0	0	2	24	18	3	1	0	0	0	0	0	0	0	0	48
15:00 - 15:14	0	0	2	15	14	3	0	0	0	0	0	0	0	0	0	34
15:15 - 15:29	0	0	1	15	22	2	2	0	0	0	0	0	0	0	0	42
15:30 - 15:44	0	0	1	22	21	4	0	0	0	0	0	0	0	0	0	48
15:45 - 15:59	0	0	1	7	18	4	0	0	0	0	0	0	0	0	0	30
16:00 - 16:14	0	1	4	19	8	3	0	0	0	0	0	0	0	0	0	35
16:15 - 16:29	0	1	2	13	12	9	0	0	0	0	0	0	0	0	0	37
16:30 - 16:44	0	0	0	16	14	5	0	0	0	0	0	0	0	0	0	35
16:45 - 16:59	2	0	2	12	16	2	1	0	0	0	0	0	0	0	0	35
17:00 - 17:14	0	0	2	24	11	5	0	0	0	0	0	0	0	0	0	42
17:15 - 17:29	0	0	2	16	8	3	0	0	0	0	0	0	0	0	0	29
17:30 - 17:44	0	0	2	19	12	4	1	0	0	0	0	0	0	0	0	38
17:45 - 17:59	0	0	1	15	15	5	0	1	0	0	0	0	0	1	0	38
18:00 - 18:14	0	2	3	17	18	5	0	0	0	0	0	0	0	0	0	45
18:15 - 18:29	0	0	2	12	11	4	0	1	0	0	0	0	0	0	0	30
18:30 - 18:44	0	0	3	10	9	0	0	0	0	0	0	0	0	0	0	22
18:45 - 18:59	0	0	0	10	6	6	0	0	0	0	0	0	0	0	0	22
19:00 - 19:14	0	0	2	10	14	5	0	0	0	0	0	0	0	0	0	31
19:15 - 19:29	0	0	1	10	19	7	0	0	0	0	0	0	0	0	0	37
19:30 - 19:44	0	0	2	13	12	2	2	0	0	0	0	0	0	0	0	31
19:45 - 19:59	0	0	0	6	16	3	0	0	0	0	0	0	0	0	0	25
20:00 - 20:14	0	0	1	7	9	1	0	0	0	0	0	0	0	0	0	18
20:15 - 20:29	0	0	0	9	12	0	0	0	0	0	0	0	0	0	0	21
20:30 - 20:44	0	0	1	6	6	0	1	0	0	0	0	0	0	0	0	14
20:45 - 20:59	0	0	3	8	6	2	0	0	0	1	0	0	0	0	0	20
21:00 - 21:14	0	0	3	2	3	0	0	0	0	0	0	0	0	0	0	8
21:15 - 21:29	0	0	0	1	2	0	0	0	0	0	0	0	0	0	0	3
21:30 - 21:44	0	0	0	1	4	2	0	1	0	0	0	0	0	0	0	8
21:45 - 21:59	0	0	1	1	5	0	0	0	0	0	0	0	0	0	0	7
22:00 - 22:14	0	0	2	2	3	0	0	0	0	0	0	0	0	0	0	7
22:15 - 22:29	0	0	1	1	0	0	0	0	0	0	0	0	0	0	0	2
22:30 - 22:44	0	0	0	1	2	0	0	0	0	0	0	0	0	0	0	3
22:45 - 22:59	0	0	0	1	0	0	0	0	0	0	0	0	0	0	0	1
23:00 - 23:14	0	0	0	1	2	0	0	0	0	0	0	0	0	0	0	3
23:15 - 23:29	0	0	0	1	0	0	0	0	0	0	0	0	0	0	0	1
23:30 - 23:44	0	0	0	1	0	0	0	0	0	0	0	0	0	0	0	1
23:45 - 23:59	0	0	0	1	0	1	0	1	0	0	0	0	0	0	0	3
Totals	4	9	105	767	645	163	19	6	0	2	1	0	0	1	0	1722
Percent of Total	0.2	0.5	6.1	44.5	37.5	9.5	1.1	0.3	0.0	0.1	0.1	0.0	0.0	0.1	0.0	100
Percent of AM	0.3	0.7	5.4	48.3	35.6	7.3	1.7	0.3	0.0	0.2	0.2	0.0	0.0	0.0	0.0	100
Percent of PM	0.2	0.4	6.5	42.7	38.4	10.6	0.8	0.3	0.0	0.1	0.0	0.0	0.0	0.1	0.0	100

Daily Eastbound Speeds (MPH)

Study Date: Tuesday, 05/02/2023

Unit ID:

Location: 2000 North Location

Posted Speed: 25

Standard Deviation: 4.8 MPH
Mean Speed: 30.2 MPH
Median Speed: 29.8 MPH
Modal Speed: 27.5 MPH

Ten Mile Pace: 25 to 34 MPH
Percent in Ten Mile Pace: 82.0%

85th Percentile: 34.5 MPH
15th Percentile: 25.9 MPH
90th Percentile: 35.6 MPH
95th Percentile: 38.2 MPH

Daily Westbound Speeds (MPH)

Study Date: Tuesday, 05/02/2023

Unit ID:

Location: 2000 North Location

Posted Speed: 25

	5-14	15-19	20-24	25-29	30-34	35-39	40-44	45-49	50-54	55-59	60-64	65-69	70-74	75-79	80-99	Total
00:00 - 00:14	0	0	1	0	0	0	0	0	0	0	0	0	0	0	0	1
00:15 - 00:29	0	0	0	0	0	0	0	0	0	0	0	0	0	0	0	0
00:30 - 00:44	0	0	0	3	2	0	0	0	0	0	0	0	0	0	0	5
00:45 - 00:59	0	0	0	0	1	0	0	0	0	0	0	0	0	0	0	1
01:00 - 01:14	0	0	0	1	1	0	0	0	0	0	0	0	0	0	0	2
01:15 - 01:29	0	0	0	0	0	0	0	0	0	0	0	0	0	0	0	0
01:30 - 01:44	0	0	0	0	0	0	0	0	0	0	0	0	0	0	0	0
01:45 - 01:59	0	0	0	0	1	0	0	0	0	0	0	0	0	0	0	1
02:00 - 02:14	0	0	0	0	0	0	0	0	0	0	0	0	0	0	0	0
02:15 - 02:29	0	0	0	1	0	0	0	0	0	0	0	0	0	0	0	1
02:30 - 02:44	0	0	0	0	0	1	0	0	0	0	0	0	0	0	0	1
02:45 - 02:59	0	0	0	0	0	0	0	0	0	0	0	0	0	0	0	0
03:00 - 03:14	0	0	0	0	0	0	0	0	0	0	0	0	0	0	0	0
03:15 - 03:29	0	0	0	0	0	0	0	0	0	0	0	0	0	0	0	0
03:30 - 03:44	0	0	0	2	0	0	0	0	0	0	0	0	0	0	0	2
03:45 - 03:59	0	0	0	1	0	0	0	0	0	0	0	0	0	0	0	1
04:00 - 04:14	0	0	0	0	0	0	0	0	0	0	0	0	0	0	0	0
04:15 - 04:29	0	0	0	2	2	0	0	0	0	0	0	0	0	0	0	4
04:30 - 04:44	0	0	0	1	0	0	0	0	0	0	0	0	0	0	0	1
04:45 - 04:59	0	0	0	1	1	1	0	0	0	0	0	0	0	0	0	3
05:00 - 05:14	0	0	0	1	1	0	0	0	0	0	0	0	0	0	0	2
05:15 - 05:29	0	0	0	2	2	0	0	0	0	0	0	0	0	0	0	4
05:30 - 05:44	0	0	0	2	4	0	0	0	0	0	0	0	0	0	0	6
05:45 - 05:59	1	0	0	4	1	0	0	0	0	0	0	0	0	0	0	6
06:00 - 06:14	0	0	0	5	2	1	0	0	0	0	0	0	0	0	0	8
06:15 - 06:29	0	0	0	10	3	0	0	0	0	0	0	0	0	0	0	13
06:30 - 06:44	0	1	1	2	2	0	0	0	0	0	0	0	0	0	0	6
06:45 - 06:59	0	0	1	10	6	0	0	0	0	0	0	0	0	0	0	17
07:00 - 07:14	0	0	1	15	7	1	0	0	0	0	0	0	0	0	0	24
07:15 - 07:29	0	0	3	16	12	2	1	0	0	0	0	0	0	0	0	34
07:30 - 07:44	0	0	5	26	27	6	0	0	0	0	0	0	0	0	0	64
07:45 - 07:59	0	0	2	34	33	4	0	0	0	0	0	0	0	0	0	73
08:00 - 08:14	0	0	2	6	8	1	0	0	0	0	0	0	0	0	0	17
08:15 - 08:29	0	0	1	12	6	3	0	0	0	0	0	0	0	0	0	22
08:30 - 08:44	0	0	0	10	11	3	0	0	0	0	0	0	0	0	0	24
08:45 - 08:59	0	0	1	3	4	3	0	0	0	0	0	0	0	0	0	11
09:00 - 09:14	0	0	1	5	6	2	0	0	0	0	0	0	0	0	0	14
09:15 - 09:29	0	1	0	1	1	2	0	0	0	0	0	0	0	0	0	5
09:30 - 09:44	0	0	1	5	3	2	1	0	0	0	0	0	0	0	0	12
09:45 - 09:59	0	0	1	7	3	2	0	0	0	0	0	0	0	0	0	13
10:00 - 10:14	0	1	2	8	7	1	0	0	0	0	0	0	0	0	0	19
10:15 - 10:29	0	0	1	2	9	1	1	0	0	0	0	0	0	0	0	14
10:30 - 10:44	0	0	0	7	4	0	0	0	0	0	0	0	0	0	0	11
10:45 - 10:59	0	0	0	3	9	2	0	0	0	0	0	0	0	0	0	14
11:00 - 11:14	0	1	0	6	12	3	0	0	0	0	0	0	0	0	0	22
11:15 - 11:29	1	0	2	11	6	2	0	0	0	0	0	0	0	0	0	22
11:30 - 11:44	0	0	0	8	2	2	0	0	0	0	0	0	0	0	0	12
11:45 - 11:59	0	0	0	13	8	5	0	0	0	0	0	0	0	0	0	26
12:00 - 12:14	0	0	1	6	9	2	0	0	0	0	0	0	0	0	0	18
12:15 - 12:29	0	0	4	6	6	1	1	0	0	0	0	0	0	0	0	18
12:30 - 12:44	0	0	0	5	9	3	0	0	0	0	0	0	0	0	0	17

Daily Westbound Speeds (MPH)

Study Date: Tuesday, 05/02/2023

Unit ID:

Location: 2000 North Location

Posted Speed: 25

	5-14	15-19	20-24	25-29	30-34	35-39	40-44	45-49	50-54	55-59	60-64	65-69	70-74	75-79	80-99	Total
12:45 - 12:59	0	0	0	5	7	5	0	0	0	0	0	0	0	0	0	17
13:00 - 13:14	0	0	1	7	1	6	0	0	0	0	0	0	0	0	0	15
13:15 - 13:29	0	0	0	6	12	5	0	1	0	0	0	0	0	0	0	24
13:30 - 13:44	0	0	2	3	9	7	0	0	0	0	0	0	0	0	0	21
13:45 - 13:59	0	0	2	6	7	2	0	0	0	0	0	0	0	0	0	17
14:00 - 14:14	0	0	2	8	10	2	0	0	0	0	0	0	0	0	0	22
14:15 - 14:29	0	0	2	23	20	1	0	0	0	0	0	0	0	0	0	46
14:30 - 14:44	0	0	2	29	25	4	0	0	0	0	0	0	0	0	0	60
14:45 - 14:59	0	0	1	8	17	1	0	0	0	0	0	0	0	0	0	27
15:00 - 15:14	0	0	2	9	9	4	0	0	1	0	0	0	0	0	0	25
15:15 - 15:29	0	0	0	9	10	4	3	0	0	0	0	0	0	0	0	26
15:30 - 15:44	0	0	1	13	9	4	0	0	0	0	0	0	0	0	0	27
15:45 - 15:59	0	0	0	9	14	3	0	0	0	0	0	0	0	0	0	26
16:00 - 16:14	0	0	2	6	12	3	0	0	0	1	0	0	0	0	0	24
16:15 - 16:29	0	0	0	16	4	3	0	0	0	0	0	0	0	0	0	23
16:30 - 16:44	0	0	5	17	6	3	0	1	0	0	0	0	0	0	0	32
16:45 - 16:59	0	0	1	7	11	1	0	0	0	0	0	0	0	0	0	20
17:00 - 17:14	0	0	5	13	6	2	3	0	0	0	0	0	0	0	0	29
17:15 - 17:29	0	0	1	15	19	7	1	0	0	0	0	0	0	0	0	43
17:30 - 17:44	0	0	1	14	25	7	0	0	0	0	0	0	0	0	0	47
17:45 - 17:59	0	0	0	17	15	5	1	0	0	0	0	0	0	0	0	38
18:00 - 18:14	0	0	4	13	16	3	0	0	0	0	0	0	0	0	0	36
18:15 - 18:29	0	0	2	12	15	2	1	0	0	0	0	0	0	0	0	32
18:30 - 18:44	0	1	1	12	10	4	0	0	0	0	0	0	0	0	0	28
18:45 - 18:59	0	0	2	8	7	3	1	0	0	0	0	0	0	0	0	21
19:00 - 19:14	0	0	1	6	11	5	0	0	0	0	0	0	0	0	0	23
19:15 - 19:29	0	0	3	14	12	3	0	0	0	0	0	0	0	0	0	32
19:30 - 19:44	0	0	0	7	13	0	0	0	0	0	0	0	0	0	0	20
19:45 - 19:59	0	0	1	9	7	2	1	0	0	0	0	0	0	0	0	20
20:00 - 20:14	0	0	1	9	8	1	0	0	0	0	0	0	0	0	0	19
20:15 - 20:29	0	0	1	15	10	1	1	0	0	0	0	0	0	0	0	28
20:30 - 20:44	0	0	1	9	6	0	0	0	0	0	0	0	0	0	0	16
20:45 - 20:59	0	0	1	6	9	1	0	0	0	0	0	0	0	0	0	17
21:00 - 21:14	0	0	0	10	4	0	1	0	0	0	0	0	0	0	0	15
21:15 - 21:29	0	0	0	5	2	4	0	0	0	0	0	0	0	0	0	11
21:30 - 21:44	0	0	1	6	4	0	0	0	0	0	0	0	0	0	0	11
21:45 - 21:59	0	0	1	5	3	0	0	0	0	0	0	0	0	0	0	9
22:00 - 22:14	0	0	0	3	1	1	0	0	0	0	0	0	0	0	0	5
22:15 - 22:29	0	0	0	3	2	0	0	0	0	0	0	0	0	0	0	5
22:30 - 22:44	0	0	0	1	1	1	0	0	0	0	0	0	0	0	0	3
22:45 - 22:59	0	0	0	0	1	1	0	0	0	0	0	0	0	0	0	2
23:00 - 23:14	0	0	0	0	1	0	0	0	0	0	0	0	0	0	0	1
23:15 - 23:29	0	0	0	0	0	0	0	0	0	0	0	0	0	0	0	0
23:30 - 23:44	0	0	0	1	1	0	0	0	0	0	0	0	0	0	0	2
23:45 - 23:59	0	0	0	1	0	0	0	0	0	0	0	0	0	0	0	1
Totals	2	5	81	658	623	167	17	2	1	1	0	0	0	0	0	1557
Percent of Total	0.1	0.3	5.2	42.3	40.0	10.7	1.1	0.1	0.1	0.1	0.0	0.0	0.0	0.0	0.0	100
Percent of AM	0.4	0.7	4.8	45.7	38.5	9.3	0.6	0.0	0.0	0.0	0.0	0.0	0.0	0.0	0.0	100
Percent of PM	0.0	0.1	5.4	40.4	40.8	11.5	1.4	0.2	0.1	0.1	0.0	0.0	0.0	0.0	0.0	100

Daily Westbound Speeds (MPH)

Study Date: Tuesday, 05/02/2023

Unit ID:

Location: 2000 North Location

Posted Speed: 25

Standard Deviation:	4.5 MPH	Ten Mile Pace:	25 to 34 MPH	85th Percentile:	34.6 MPH
Mean Speed:	30.5 MPH	Percent in Ten Mile Pace:	82.3%	15th Percentile:	26.1 MPH
Median Speed:	30.3 MPH			90th Percentile:	36.0 MPH
Modal Speed:	27.5 MPH			95th Percentile:	38.3 MPH

Daily Total Speeds (MPH)

Study Date: Tuesday, 05/02/2023

Unit ID:

Location: 2000 North Location

Posted Speed: 25

	5-14	15-19	20-24	25-29	30-34	35-39	40-44	45-49	50-54	55-59	60-64	65-69	70-74	75-79	80-99	Total
00:00 - 00:14	0	0	1	0	1	0	0	0	0	0	0	0	0	0	0	2
00:15 - 00:29	0	0	0	1	0	0	0	0	0	0	0	0	0	0	0	1
00:30 - 00:44	0	0	0	3	2	0	0	0	0	0	0	0	0	0	0	5
00:45 - 00:59	0	0	0	1	2	0	0	0	0	0	0	0	0	0	0	3
01:00 - 01:14	0	0	0	2	1	0	0	0	0	0	0	0	0	0	0	3
01:15 - 01:29	0	0	0	0	1	0	0	0	0	0	0	0	0	0	0	1
01:30 - 01:44	0	0	0	0	1	0	0	0	0	0	0	0	0	0	0	1
01:45 - 01:59	0	0	0	0	1	0	0	0	0	0	0	0	0	0	0	1
02:00 - 02:14	0	0	0	0	0	0	0	0	0	0	0	0	0	0	0	0
02:15 - 02:29	0	0	0	1	0	0	0	0	0	0	0	0	0	0	0	1
02:30 - 02:44	0	0	0	1	0	1	0	0	0	0	0	0	0	0	0	2
02:45 - 02:59	0	0	0	0	0	0	0	0	0	0	0	0	0	0	0	0
03:00 - 03:14	0	0	0	1	0	0	0	0	0	0	0	0	0	0	0	1
03:15 - 03:29	0	0	0	1	2	0	0	0	0	0	0	0	0	0	0	3
03:30 - 03:44	0	0	0	2	0	0	0	0	0	0	0	0	0	0	0	2
03:45 - 03:59	0	0	0	1	1	0	0	0	0	0	0	0	0	0	0	2
04:00 - 04:14	0	0	0	0	1	1	0	0	0	0	0	0	0	0	0	2
04:15 - 04:29	0	0	1	3	2	1	0	0	0	0	0	0	0	0	0	7
04:30 - 04:44	0	0	0	2	0	1	0	0	0	0	0	0	0	0	0	3
04:45 - 04:59	0	0	0	1	1	1	0	0	0	0	0	0	0	0	0	3
05:00 - 05:14	0	0	0	4	2	2	0	0	0	0	0	0	0	0	0	8
05:15 - 05:29	0	0	0	3	2	0	0	0	0	0	0	0	0	0	0	5
05:30 - 05:44	0	0	0	2	5	0	0	0	0	0	0	0	0	0	0	7
05:45 - 05:59	1	0	0	7	3	0	0	0	0	0	0	0	0	0	0	11
06:00 - 06:14	0	0	0	5	2	1	0	0	0	0	0	0	0	0	0	8
06:15 - 06:29	0	0	1	14	3	0	0	0	0	0	0	0	0	0	0	18
06:30 - 06:44	0	1	3	7	3	0	0	0	0	0	0	0	0	0	0	14
06:45 - 06:59	0	0	1	12	10	2	0	0	0	0	0	0	0	0	0	25
07:00 - 07:14	1	0	1	22	11	1	0	0	0	0	0	0	0	0	0	36
07:15 - 07:29	0	0	3	26	22	3	1	0	0	0	0	0	0	0	0	55
07:30 - 07:44	0	0	7	54	52	7	0	0	0	0	0	0	0	0	0	120
07:45 - 07:59	0	0	11	83	54	7	2	0	0	0	0	0	0	0	0	157
08:00 - 08:14	0	0	3	24	20	8	1	0	0	1	0	0	0	0	0	57
08:15 - 08:29	0	0	3	26	11	4	2	0	0	0	0	0	0	0	0	46
08:30 - 08:44	0	0	2	26	25	5	0	0	0	0	1	0	0	0	0	59
08:45 - 08:59	1	1	3	10	14	10	1	0	0	0	0	0	0	0	0	40
09:00 - 09:14	0	0	2	19	10	2	0	1	0	0	0	0	0	0	0	34
09:15 - 09:29	0	2	1	8	8	5	0	0	0	0	0	0	0	0	0	24
09:30 - 09:44	0	0	3	6	9	2	1	0	0	0	0	0	0	0	0	21
09:45 - 09:59	0	0	2	17	15	3	1	0	0	0	0	0	0	0	0	38
10:00 - 10:14	0	1	2	23	19	1	0	0	0	0	0	0	0	0	0	46
10:15 - 10:29	0	0	1	11	13	1	1	1	0	0	0	0	0	0	0	28
10:30 - 10:44	0	1	1	10	10	1	0	0	0	0	0	0	0	0	0	23
10:45 - 10:59	0	0	0	13	16	5	1	0	0	0	0	0	0	0	0	35
11:00 - 11:14	0	1	0	17	21	5	0	0	0	0	0	0	0	0	0	44
11:15 - 11:29	1	0	3	21	16	2	0	0	0	0	0	0	0	0	0	43
11:30 - 11:44	0	1	1	14	8	3	1	0	0	0	0	0	0	0	0	28
11:45 - 11:59	0	0	1	21	13	7	1	0	0	0	0	0	0	0	0	43
12:00 - 12:14	0	0	2	8	14	5	0	0	0	0	0	0	0	0	0	29
12:15 - 12:29	0	0	10	14	14	4	1	0	0	0	0	0	0	0	0	43
12:30 - 12:44	0	1	0	15	14	7	0	0	0	0	0	0	0	0	0	37

Daily Total Speeds (MPH)

Study Date: Tuesday, 05/02/2023

Unit ID:

Location: 2000 North Location

Posted Speed: 25

	5-14	15-19	20-24	25-29	30-34	35-39	40-44	45-49	50-54	55-59	60-64	65-69	70-74	75-79	80-99	Total
12:45 - 12:59	0	0	2	8	13	7	1	0	0	0	0	0	0	0	0	31
13:00 - 13:14	0	0	2	15	6	9	0	0	0	0	0	0	0	0	0	32
13:15 - 13:29	0	0	0	12	19	11	0	1	0	0	0	0	0	0	0	43
13:30 - 13:44	0	0	2	11	14	7	0	0	0	0	0	0	0	0	0	34
13:45 - 13:59	0	0	2	17	14	3	0	0	0	0	0	0	0	0	0	36
14:00 - 14:14	0	0	8	18	13	7	0	0	0	0	0	0	0	0	0	46
14:15 - 14:29	0	0	3	33	28	3	0	0	0	0	0	0	0	0	0	67
14:30 - 14:44	0	0	12	92	57	6	0	0	0	0	0	0	0	0	0	167
14:45 - 14:59	0	0	3	32	35	4	1	0	0	0	0	0	0	0	0	75
15:00 - 15:14	0	0	4	24	23	7	0	0	1	0	0	0	0	0	0	59
15:15 - 15:29	0	0	1	24	32	6	5	0	0	0	0	0	0	0	0	68
15:30 - 15:44	0	0	2	35	30	8	0	0	0	0	0	0	0	0	0	75
15:45 - 15:59	0	0	1	16	32	7	0	0	0	0	0	0	0	0	0	56
16:00 - 16:14	0	1	6	25	20	6	0	0	0	1	0	0	0	0	0	59
16:15 - 16:29	0	1	2	29	16	12	0	0	0	0	0	0	0	0	0	60
16:30 - 16:44	0	0	5	33	20	8	0	1	0	0	0	0	0	0	0	67
16:45 - 16:59	2	0	3	19	27	3	1	0	0	0	0	0	0	0	0	55
17:00 - 17:14	0	0	7	37	17	7	3	0	0	0	0	0	0	0	0	71
17:15 - 17:29	0	0	3	31	27	10	1	0	0	0	0	0	0	0	0	72
17:30 - 17:44	0	0	3	33	37	11	1	0	0	0	0	0	0	0	0	85
17:45 - 17:59	0	0	1	32	30	10	1	1	0	0	0	0	0	1	0	76
18:00 - 18:14	0	2	7	30	34	8	0	0	0	0	0	0	0	0	0	81
18:15 - 18:29	0	0	4	24	26	6	1	1	0	0	0	0	0	0	0	62
18:30 - 18:44	0	1	4	22	19	4	0	0	0	0	0	0	0	0	0	50
18:45 - 18:59	0	0	2	18	13	9	1	0	0	0	0	0	0	0	0	43
19:00 - 19:14	0	0	3	16	25	10	0	0	0	0	0	0	0	0	0	54
19:15 - 19:29	0	0	4	24	31	10	0	0	0	0	0	0	0	0	0	69
19:30 - 19:44	0	0	2	20	25	2	2	0	0	0	0	0	0	0	0	51
19:45 - 19:59	0	0	1	15	23	5	1	0	0	0	0	0	0	0	0	45
20:00 - 20:14	0	0	2	16	17	2	0	0	0	0	0	0	0	0	0	37
20:15 - 20:29	0	0	1	24	22	1	1	0	0	0	0	0	0	0	0	49
20:30 - 20:44	0	0	2	15	12	0	1	0	0	0	0	0	0	0	0	30
20:45 - 20:59	0	0	4	14	15	3	0	0	0	1	0	0	0	0	0	37
21:00 - 21:14	0	0	3	12	7	0	1	0	0	0	0	0	0	0	0	23
21:15 - 21:29	0	0	0	6	4	4	0	0	0	0	0	0	0	0	0	14
21:30 - 21:44	0	0	1	7	8	2	0	1	0	0	0	0	0	0	0	19
21:45 - 21:59	0	0	2	6	8	0	0	0	0	0	0	0	0	0	0	16
22:00 - 22:14	0	0	2	5	4	1	0	0	0	0	0	0	0	0	0	12
22:15 - 22:29	0	0	1	4	2	0	0	0	0	0	0	0	0	0	0	7
22:30 - 22:44	0	0	0	2	3	1	0	0	0	0	0	0	0	0	0	6
22:45 - 22:59	0	0	0	1	1	1	0	0	0	0	0	0	0	0	0	3
23:00 - 23:14	0	0	0	1	3	0	0	0	0	0	0	0	0	0	0	4
23:15 - 23:29	0	0	0	1	0	0	0	0	0	0	0	0	0	0	0	1
23:30 - 23:44	0	0	0	2	1	0	0	0	0	0	0	0	0	0	0	3
23:45 - 23:59	0	0	0	2	0	1	0	1	0	0	0	0	0	0	0	4
Totals	6	14	186	1425	1268	330	36	8	1	3	1	0	0	1	0	3279
Percent of Total	0.2	0.4	5.7	43.5	38.7	10.1	1.1	0.2	0.0	0.1	0.0	0.0	0.0	0.0	0.0	100
Percent of AM	0.4	0.7	5.1	47.0	37.0	8.2	1.2	0.2	0.0	0.1	0.1	0.0	0.0	0.0	0.0	100
Percent of PM	0.1	0.3	6.0	41.6	39.5	11.0	1.1	0.3	0.0	0.1	0.0	0.0	0.0	0.0	0.0	100

Daily Total Speeds (MPH)

Study Date: Tuesday, 05/02/2023

Unit ID:

Location: 2000 North Location

Posted Speed: 25

Standard Deviation: 4.7 MPH
Mean Speed: 30.4 MPH
Median Speed: 30.0 MPH
Modal Speed: 27.5 MPH

Ten Mile Pace: 25 to 34 MPH
Percent in Ten Mile Pace: 82.1%

85th Percentile: 34.6 MPH
15th Percentile: 26.0 MPH
90th Percentile: 35.8 MPH
95th Percentile: 38.3 MPH

Daily Vehicle Volume Report

Study Date: Tuesday, 05/02/2023

Unit ID:

Location: Harrisville Road, East Location

	Eastbound Volume	Westbound Volume	Total Volume
00:00 - 00:14	3	1	4
00:15 - 00:29	5	5	10
00:30 - 00:44	42	6	48
00:45 - 00:59	12	1	13
01:00 - 01:14	7	5	12
01:15 - 01:29	6	2	8
01:30 - 01:44	7	1	8
01:45 - 01:59	5	7	12
02:00 - 02:14	16	1	17
02:15 - 02:29	8	1	9
02:30 - 02:44	6	1	7
02:45 - 02:59	7	3	10
03:00 - 03:14	7	1	8
03:15 - 03:29	3	0	3
03:30 - 03:44	2	3	5
03:45 - 03:59	3	3	6
04:00 - 04:14	2	12	14
04:15 - 04:29	3	23	26
04:30 - 04:44	5	38	43
04:45 - 04:59	7	53	60
05:00 - 05:14	11	33	44
05:15 - 05:29	10	31	41
05:30 - 05:44	14	62	76
05:45 - 05:59	12	64	76
06:00 - 06:14	17	50	67
06:15 - 06:29	16	57	73
06:30 - 06:44	33	66	99
06:45 - 06:59	37	71	108
07:00 - 07:14	54	47	101
07:15 - 07:29	33	43	76
07:30 - 07:44	55	53	108
07:45 - 07:59	51	73	124
08:00 - 08:14	43	69	112
08:15 - 08:29	51	61	112
08:30 - 08:44	47	52	99
08:45 - 08:59	41	28	69
09:00 - 09:14	43	29	72
09:15 - 09:29	38	29	67
09:30 - 09:44	25	24	49
09:45 - 09:59	33	30	63
10:00 - 10:14	40	29	69
10:15 - 10:29	44	30	74
10:30 - 10:44	44	35	79
10:45 - 10:59	52	31	83
11:00 - 11:14	43	45	88
11:15 - 11:29	46	57	103
11:30 - 11:44	63	39	102
11:45 - 11:59	46	41	87
12:00 - 12:14	62	37	99
12:15 - 12:29	44	57	101
12:30 - 12:44	47	42	89
12:45 - 12:59	35	42	77

Daily Vehicle Volume Report

Study Date: Tuesday, 05/02/2023

Unit ID:

Location: Harrisville Road, East Location

	Eastbound Volume	Westbound Volume	Total Volume
13:00 - 13:14	40	42	82
13:15 - 13:29	57	42	99
13:30 - 13:44	48	35	83
13:45 - 13:59	52	33	85
14:00 - 14:14	64	40	104
14:15 - 14:29	71	48	119
14:30 - 14:44	96	48	144
14:45 - 14:59	73	76	149
15:00 - 15:14	120	69	189
15:15 - 15:29	104	68	172
15:30 - 15:44	142	75	217
15:45 - 15:59	144	90	234
16:00 - 16:14	119	60	179
16:15 - 16:29	81	40	121
16:30 - 16:44	115	61	176
16:45 - 16:59	129	48	177
17:00 - 17:14	111	65	176
17:15 - 17:29	109	70	179
17:30 - 17:44	99	75	174
17:45 - 17:59	106	72	178
18:00 - 18:14	83	72	155
18:15 - 18:29	67	64	131
18:30 - 18:44	73	73	146
18:45 - 18:59	67	45	112
19:00 - 19:14	83	41	124
19:15 - 19:29	62	39	101
19:30 - 19:44	58	40	98
19:45 - 19:59	45	31	76
20:00 - 20:14	42	37	79
20:15 - 20:29	46	41	87
20:30 - 20:44	44	41	85
20:45 - 20:59	25	26	51
21:00 - 21:14	32	29	61
21:15 - 21:29	32	28	60
21:30 - 21:44	20	23	43
21:45 - 21:59	27	18	45
22:00 - 22:14	11	16	27
22:15 - 22:29	7	9	16
22:30 - 22:44	16	13	29
22:45 - 22:59	10	12	22
23:00 - 23:14	10	4	14
23:15 - 23:29	6	4	10
23:30 - 23:44	10	2	12
23:45 - 23:59	8	7	15
Totals	4150	3496	7646
AM Peak Time	07:35 - 08:34	07:36 - 08:35	07:36 - 08:35
AM Peak Volume	204	269	473
PM Peak Time	15:26 - 16:25	14:58 - 15:57	15:08 - 16:07
PM Peak Volume	536	306	829

Daily Vehicle Volume Report

Study Date: Tuesday, 05/02/2023

Unit ID:

Location: Harrisville Road, East Location

Daily Eastbound Classes Report

Study Date: Tuesday, 05/02/2023

Unit ID:

Location: Harrisville Road, East Location

	#1	#2	#3	#4	#5	#6	#7	#8	#9	#10	#11	#12	#13	Total
00:00 - 00:14	0	2	1	0	0	0	0	0	0	0	0	0	0	3
00:15 - 00:29	0	4	1	0	0	0	0	0	0	0	0	0	0	5
00:30 - 00:44	0	40	2	0	0	0	0	0	0	0	0	0	0	42
00:45 - 00:59	0	11	1	0	0	0	0	0	0	0	0	0	0	12
01:00 - 01:14	0	6	0	0	1	0	0	0	0	0	0	0	0	7
01:15 - 01:29	0	6	0	0	0	0	0	0	0	0	0	0	0	6
01:30 - 01:44	0	6	0	0	1	0	0	0	0	0	0	0	0	7
01:45 - 01:59	0	5	0	0	0	0	0	0	0	0	0	0	0	5
02:00 - 02:14	0	12	4	0	0	0	0	0	0	0	0	0	0	16
02:15 - 02:29	0	8	0	0	0	0	0	0	0	0	0	0	0	8
02:30 - 02:44	0	6	0	0	0	0	0	0	0	0	0	0	0	6
02:45 - 02:59	0	5	2	0	0	0	0	0	0	0	0	0	0	7
03:00 - 03:14	0	4	1	0	2	0	0	0	0	0	0	0	0	7
03:15 - 03:29	0	1	1	0	1	0	0	0	0	0	0	0	0	3
03:30 - 03:44	0	2	0	0	0	0	0	0	0	0	0	0	0	2
03:45 - 03:59	0	2	0	0	1	0	0	0	0	0	0	0	0	3
04:00 - 04:14	0	2	0	0	0	0	0	0	0	0	0	0	0	2
04:15 - 04:29	0	2	0	0	1	0	0	0	0	0	0	0	0	3
04:30 - 04:44	0	4	0	0	1	0	0	0	0	0	0	0	0	5
04:45 - 04:59	0	5	0	1	1	0	0	0	0	0	0	0	0	7
05:00 - 05:14	0	9	2	0	0	0	0	0	0	0	0	0	0	11
05:15 - 05:29	0	8	0	0	2	0	0	0	0	0	0	0	0	10
05:30 - 05:44	0	10	1	0	3	0	0	0	0	0	0	0	0	14
05:45 - 05:59	0	7	3	0	2	0	0	0	0	0	0	0	0	12
06:00 - 06:14	0	13	2	1	1	0	0	0	0	0	0	0	0	17
06:15 - 06:29	0	11	1	0	4	0	0	0	0	0	0	0	0	16
06:30 - 06:44	0	23	1	1	7	1	0	0	0	0	0	0	0	33
06:45 - 06:59	1	25	7	0	4	0	0	0	0	0	0	0	0	37
07:00 - 07:14	0	42	3	1	6	0	0	2	0	0	0	0	0	54
07:15 - 07:29	0	25	4	1	3	0	0	0	0	0	0	0	0	33
07:30 - 07:44	0	44	5	0	5	0	0	1	0	0	0	0	0	55
07:45 - 07:59	1	39	3	3	5	0	0	0	0	0	0	0	0	51
08:00 - 08:14	0	31	6	1	5	0	0	0	0	0	0	0	0	43
08:15 - 08:29	0	34	6	0	11	0	0	0	0	0	0	0	0	51
08:30 - 08:44	1	23	13	0	10	0	0	0	0	0	0	0	0	47
08:45 - 08:59	0	28	7	0	5	0	0	0	1	0	0	0	0	41
09:00 - 09:14	1	32	5	0	4	0	0	1	0	0	0	0	0	43
09:15 - 09:29	0	27	5	0	5	1	0	0	0	0	0	0	0	38
09:30 - 09:44	0	18	2	0	5	0	0	0	0	0	0	0	0	25
09:45 - 09:59	0	28	1	0	4	0	0	0	0	0	0	0	0	33
10:00 - 10:14	1	23	6	0	9	1	0	0	0	0	0	0	0	40
10:15 - 10:29	0	32	3	0	8	1	0	0	0	0	0	0	0	44
10:30 - 10:44	0	35	7	0	2	0	0	0	0	0	0	0	0	44
10:45 - 10:59	1	32	6	0	9	3	1	0	0	0	0	0	0	52
11:00 - 11:14	1	34	4	0	4	0	0	0	0	0	0	0	0	43
11:15 - 11:29	0	32	5	0	8	0	0	0	1	0	0	0	0	46
11:30 - 11:44	0	46	5	3	8	0	1	0	0	0	0	0	0	63
11:45 - 11:59	0	31	5	0	8	1	0	1	0	0	0	0	0	46
12:00 - 12:14	0	44	3	0	15	0	0	0	0	0	0	0	0	62
12:15 - 12:29	0	27	6	0	10	0	1	0	0	0	0	0	0	44
12:30 - 12:44	0	27	10	0	10	0	0	0	0	0	0	0	0	47
12:45 - 12:59	0	21	8	0	6	0	0	0	0	0	0	0	0	35

Daily Eastbound Classes Report

Study Date: Tuesday, 05/02/2023

Unit ID:

Location: Harrisville Road, East Location

	#1	#2	#3	#4	#5	#6	#7	#8	#9	#10	#11	#12	#13	Total
13:00 - 13:14	1	32	3	0	4	0	0	0	0	0	0	0	0	40
13:15 - 13:29	0	39	6	1	9	1	0	1	0	0	0	0	0	57
13:30 - 13:44	0	35	7	1	5	0	0	0	0	0	0	0	0	48
13:45 - 13:59	1	36	6	0	9	0	0	0	0	0	0	0	0	52
14:00 - 14:14	0	46	11	0	6	0	0	0	1	0	0	0	0	64
14:15 - 14:29	1	54	6	2	7	1	0	0	0	0	0	0	0	71
14:30 - 14:44	1	78	7	0	10	0	0	0	0	0	0	0	0	96
14:45 - 14:59	2	52	8	0	11	0	0	0	0	0	0	0	0	73
15:00 - 15:14	1	97	8	2	11	1	0	0	0	0	0	0	0	120
15:15 - 15:29	3	82	7	4	8	0	0	0	0	0	0	0	0	104
15:30 - 15:44	1	115	12	0	13	0	0	1	0	0	0	0	0	142
15:45 - 15:59	0	109	14	1	19	0	0	0	1	0	0	0	0	144
16:00 - 16:14	1	88	10	0	19	0	0	1	0	0	0	0	0	119
16:15 - 16:29	0	50	15	1	14	1	0	0	0	0	0	0	0	81
16:30 - 16:44	1	90	13	0	11	0	0	0	0	0	0	0	0	115
16:45 - 16:59	0	96	19	0	13	0	0	1	0	0	0	0	0	129
17:00 - 17:14	0	84	19	0	8	0	0	0	0	0	0	0	0	111
17:15 - 17:29	2	86	5	0	16	0	0	0	0	0	0	0	0	109
17:30 - 17:44	1	75	14	0	9	0	0	0	0	0	0	0	0	99
17:45 - 17:59	5	68	14	0	18	0	0	0	1	0	0	0	0	106
18:00 - 18:14	1	65	5	0	12	0	0	0	0	0	0	0	0	83
18:15 - 18:29	1	52	5	0	9	0	0	0	0	0	0	0	0	67
18:30 - 18:44	0	60	6	0	7	0	0	0	0	0	0	0	0	73
18:45 - 18:59	2	45	8	0	11	1	0	0	0	0	0	0	0	67
19:00 - 19:14	0	60	11	0	12	0	0	0	0	0	0	0	0	83
19:15 - 19:29	1	42	4	0	15	0	0	0	0	0	0	0	0	62
19:30 - 19:44	1	42	7	0	8	0	0	0	0	0	0	0	0	58
19:45 - 19:59	0	37	4	0	4	0	0	0	0	0	0	0	0	45
20:00 - 20:14	0	33	2	0	7	0	0	0	0	0	0	0	0	42
20:15 - 20:29	0	35	5	0	6	0	0	0	0	0	0	0	0	46
20:30 - 20:44	2	34	5	0	3	0	0	0	0	0	0	0	0	44
20:45 - 20:59	0	23	0	0	2	0	0	0	0	0	0	0	0	25
21:00 - 21:14	1	23	2	0	6	0	0	0	0	0	0	0	0	32
21:15 - 21:29	0	26	2	0	4	0	0	0	0	0	0	0	0	32
21:30 - 21:44	0	15	1	0	4	0	0	0	0	0	0	0	0	20
21:45 - 21:59	0	20	5	0	2	0	0	0	0	0	0	0	0	27
22:00 - 22:14	0	11	0	0	0	0	0	0	0	0	0	0	0	11
22:15 - 22:29	0	5	1	0	1	0	0	0	0	0	0	0	0	7
22:30 - 22:44	0	11	2	0	3	0	0	0	0	0	0	0	0	16
22:45 - 22:59	0	6	2	0	2	0	0	0	0	0	0	0	0	10
23:00 - 23:14	0	10	0	0	0	0	0	0	0	0	0	0	0	10
23:15 - 23:29	0	5	1	0	0	0	0	0	0	0	0	0	0	6
23:30 - 23:44	0	10	0	0	0	0	0	0	0	0	0	0	0	10
23:45 - 23:59	0	6	2	0	0	0	0	0	0	0	0	0	0	8
Totals	37	3082	442	24	535	13	3	9	5	0	0	0	0	4150
Percent of Total	0.9	74.3	10.7	0.6	12.9	0.3	0.1	0.2	0.1	0.0	0.0	0.0	0.0	100
Percent of AM	0.6	73.0	10.9	1.0	13.0	0.7	0.2	0.4	0.2	0.0	0.0	0.0	0.0	100
Percent of PM	1.0	74.8	10.5	0.4	12.8	0.2	0.0	0.1	0.1	0.0	0.0	0.0	0.0	100

Daily Eastbound Classes Report

Study Date: Tuesday, 05/02/2023

Unit ID:

Location: Harrisville Road, East Location

Truck Summary:

Total Trucks: 589 % Trucks: 14.2 AM % Trucks: 15.4 PM % Trucks: 13.7

Classification Scheme: FHWA (ID: 1)

#1	Motorcycles - 2 Axles	#6	Single Unit Truck - 3 Axles	#11	Multi-Unit - 5 Axles or Less
#2	Passenger Cars - 2 Axles	#7	Single Unit - 4 Axles	#12	Multi-Unit - 6 Axles
#3	Pickup Trucks, Vans - 2 Axles	#8	Single Unit - 4 Axles or Less	#13	Multi-Unit - 7 Axles or More
#4	Buses	#9	Double Unit - 5 Axles		
#5	Single Unit - 2 Axles, 6 Tires	#10	Double Unit - 6 Axles or More		

Daily Westbound Classes Report

Study Date: Tuesday, 05/02/2023

Unit ID:

Location: Harrisville Road, East Location

	#1	#2	#3	#4	#5	#6	#7	#8	#9	#10	#11	#12	#13	Total
00:00 - 00:14	0	1	0	0	0	0	0	0	0	0	0	0	0	1
00:15 - 00:29	0	5	0	0	0	0	0	0	0	0	0	0	0	5
00:30 - 00:44	0	6	0	0	0	0	0	0	0	0	0	0	0	6
00:45 - 00:59	0	1	0	0	0	0	0	0	0	0	0	0	0	1
01:00 - 01:14	0	5	0	0	0	0	0	0	0	0	0	0	0	5
01:15 - 01:29	0	2	0	0	0	0	0	0	0	0	0	0	0	2
01:30 - 01:44	0	1	0	0	0	0	0	0	0	0	0	0	0	1
01:45 - 01:59	0	6	1	0	0	0	0	0	0	0	0	0	0	7
02:00 - 02:14	0	1	0	0	0	0	0	0	0	0	0	0	0	1
02:15 - 02:29	0	1	0	0	0	0	0	0	0	0	0	0	0	1
02:30 - 02:44	0	1	0	0	0	0	0	0	0	0	0	0	0	1
02:45 - 02:59	0	1	2	0	0	0	0	0	0	0	0	0	0	3
03:00 - 03:14	0	1	0	0	0	0	0	0	0	0	0	0	0	1
03:15 - 03:29	0	0	0	0	0	0	0	0	0	0	0	0	0	0
03:30 - 03:44	0	3	0	0	0	0	0	0	0	0	0	0	0	3
03:45 - 03:59	0	2	1	0	0	0	0	0	0	0	0	0	0	3
04:00 - 04:14	0	10	2	0	0	0	0	0	0	0	0	0	0	12
04:15 - 04:29	0	15	6	0	1	1	0	0	0	0	0	0	0	23
04:30 - 04:44	0	30	5	0	3	0	0	0	0	0	0	0	0	38
04:45 - 04:59	0	45	6	0	2	0	0	0	0	0	0	0	0	53
05:00 - 05:14	1	20	5	0	7	0	0	0	0	0	0	0	0	33
05:15 - 05:29	0	25	3	0	3	0	0	0	0	0	0	0	0	31
05:30 - 05:44	0	46	12	0	4	0	0	0	0	0	0	0	0	62
05:45 - 05:59	2	49	8	0	5	0	0	0	0	0	0	0	0	64
06:00 - 06:14	2	37	7	0	4	0	0	0	0	0	0	0	0	50
06:15 - 06:29	0	46	9	0	2	0	0	0	0	0	0	0	0	57
06:30 - 06:44	0	47	9	1	9	0	0	0	0	0	0	0	0	66
06:45 - 06:59	0	59	9	0	3	0	0	0	0	0	0	0	0	71
07:00 - 07:14	0	40	2	0	5	0	0	0	0	0	0	0	0	47
07:15 - 07:29	0	27	6	3	4	1	0	1	1	0	0	0	0	43
07:30 - 07:44	0	37	6	0	10	0	0	0	0	0	0	0	0	53
07:45 - 07:59	0	57	8	0	7	0	0	1	0	0	0	0	0	73
08:00 - 08:14	0	48	9	5	6	1	0	0	0	0	0	0	0	69
08:15 - 08:29	0	43	9	0	8	1	0	0	0	0	0	0	0	61
08:30 - 08:44	1	36	9	0	6	0	0	0	0	0	0	0	0	52
08:45 - 08:59	1	18	3	0	6	0	0	0	0	0	0	0	0	28
09:00 - 09:14	1	17	5	0	5	1	0	0	0	0	0	0	0	29
09:15 - 09:29	0	24	2	0	3	0	0	0	0	0	0	0	0	29
09:30 - 09:44	0	18	2	0	4	0	0	0	0	0	0	0	0	24
09:45 - 09:59	1	20	3	0	6	0	0	0	0	0	0	0	0	30
10:00 - 10:14	0	24	1	0	4	0	0	0	0	0	0	0	0	29
10:15 - 10:29	1	19	3	0	6	1	0	0	0	0	0	0	0	30
10:30 - 10:44	0	26	6	0	3	0	0	0	0	0	0	0	0	35
10:45 - 10:59	1	24	3	0	2	1	0	0	0	0	0	0	0	31
11:00 - 11:14	1	32	3	0	6	2	0	1	0	0	0	0	0	45
11:15 - 11:29	0	39	11	0	6	1	0	0	0	0	0	0	0	57
11:30 - 11:44	0	26	5	0	7	0	0	1	0	0	0	0	0	39
11:45 - 11:59	0	26	5	2	7	0	0	1	0	0	0	0	0	41
12:00 - 12:14	0	27	5	0	5	0	0	0	0	0	0	0	0	37
12:15 - 12:29	0	41	11	0	5	0	0	0	0	0	0	0	0	57
12:30 - 12:44	0	28	9	0	5	0	0	0	0	0	0	0	0	42
12:45 - 12:59	0	29	4	0	9	0	0	0	0	0	0	0	0	42

Daily Westbound Classes Report

Study Date: Tuesday, 05/02/2023

Unit ID:

Location: Harrisville Road, East Location

	#1	#2	#3	#4	#5	#6	#7	#8	#9	#10	#11	#12	#13	Total
13:00 - 13:14	0	27	8	0	6	1	0	0	0	0	0	0	0	42
13:15 - 13:29	0	32	4	1	5	0	0	0	0	0	0	0	0	42
13:30 - 13:44	0	28	4	0	3	0	0	0	0	0	0	0	0	35
13:45 - 13:59	0	25	1	0	7	0	0	0	0	0	0	0	0	33
14:00 - 14:14	0	30	4	0	5	0	0	0	1	0	0	0	0	40
14:15 - 14:29	2	34	6	0	5	1	0	0	0	0	0	0	0	48
14:30 - 14:44	0	41	3	0	3	0	0	1	0	0	0	0	0	48
14:45 - 14:59	0	60	7	3	6	0	0	0	0	0	0	0	0	76
15:00 - 15:14	0	58	8	0	2	1	0	0	0	0	0	0	0	69
15:15 - 15:29	0	54	6	0	7	1	0	0	0	0	0	0	0	68
15:30 - 15:44	0	59	9	3	3	0	0	0	1	0	0	0	0	75
15:45 - 15:59	1	67	7	0	14	0	0	1	0	0	0	0	0	90
16:00 - 16:14	0	47	5	0	8	0	0	0	0	0	0	0	0	60
16:15 - 16:29	1	34	2	0	3	0	0	0	0	0	0	0	0	40
16:30 - 16:44	1	42	9	0	8	0	1	0	0	0	0	0	0	61
16:45 - 16:59	0	41	4	0	3	0	0	0	0	0	0	0	0	48
17:00 - 17:14	3	52	6	1	3	0	0	0	0	0	0	0	0	65
17:15 - 17:29	0	50	15	0	3	0	0	2	0	0	0	0	0	70
17:30 - 17:44	1	54	10	0	10	0	0	0	0	0	0	0	0	75
17:45 - 17:59	0	58	9	0	4	0	0	1	0	0	0	0	0	72
18:00 - 18:14	1	55	7	0	9	0	0	0	0	0	0	0	0	72
18:15 - 18:29	2	52	4	0	6	0	0	0	0	0	0	0	0	64
18:30 - 18:44	4	50	12	0	7	0	0	0	0	0	0	0	0	73
18:45 - 18:59	1	34	6	0	4	0	0	0	0	0	0	0	0	45
19:00 - 19:14	1	34	1	0	5	0	0	0	0	0	0	0	0	41
19:15 - 19:29	1	31	2	0	5	0	0	0	0	0	0	0	0	39
19:30 - 19:44	1	36	0	0	3	0	0	0	0	0	0	0	0	40
19:45 - 19:59	1	22	3	0	5	0	0	0	0	0	0	0	0	31
20:00 - 20:14	0	25	5	0	7	0	0	0	0	0	0	0	0	37
20:15 - 20:29	0	31	6	0	4	0	0	0	0	0	0	0	0	41
20:30 - 20:44	0	37	2	0	2	0	0	0	0	0	0	0	0	41
20:45 - 20:59	0	20	4	0	2	0	0	0	0	0	0	0	0	26
21:00 - 21:14	2	21	5	0	1	0	0	0	0	0	0	0	0	29
21:15 - 21:29	1	22	2	0	3	0	0	0	0	0	0	0	0	28
21:30 - 21:44	1	18	2	0	2	0	0	0	0	0	0	0	0	23
21:45 - 21:59	0	16	1	0	1	0	0	0	0	0	0	0	0	18
22:00 - 22:14	0	13	1	0	2	0	0	0	0	0	0	0	0	16
22:15 - 22:29	0	7	1	0	1	0	0	0	0	0	0	0	0	9
22:30 - 22:44	0	11	2	0	0	0	0	0	0	0	0	0	0	13
22:45 - 22:59	0	10	1	0	1	0	0	0	0	0	0	0	0	12
23:00 - 23:14	0	4	0	0	0	0	0	0	0	0	0	0	0	4
23:15 - 23:29	0	4	0	0	0	0	0	0	0	0	0	0	0	4
23:30 - 23:44	0	1	1	0	0	0	0	0	0	0	0	0	0	2
23:45 - 23:59	1	6	0	0	0	0	0	0	0	0	0	0	0	7
Totals	38	2645	410	19	356	14	1	10	3	0	0	0	0	3496
Percent of Total	1.1	75.7	11.7	0.5	10.2	0.4	0.0	0.3	0.1	0.0	0.0	0.0	0.0	100
Percent of AM	0.8	73.8	12.9	0.8	10.7	0.7	0.0	0.3	0.1	0.0	0.0	0.0	0.0	100
Percent of PM	1.3	77.0	10.9	0.4	9.9	0.2	0.0	0.2	0.1	0.0	0.0	0.0	0.0	100

Daily Westbound Classes Report

Study Date: Tuesday, 05/02/2023

Unit ID:

Location: Harrisville Road, East Location

Truck Summary:

Total Trucks: 403 % Trucks: 11.5 AM % Trucks: 12.5 PM % Trucks: 10.8

Classification Scheme: FHWA (ID: 1)

#1	Motorcycles - 2 Axles	#6	Single Unit Truck - 3 Axles	#11	Multi-Unit - 5 Axles or Less
#2	Passenger Cars - 2 Axles	#7	Single Unit - 4 Axles	#12	Multi-Unit - 6 Axles
#3	Pickup Trucks, Vans - 2 Axles	#8	Single Unit - 4 Axles or Less	#13	Multi-Unit - 7 Axles or More
#4	Buses	#9	Double Unit - 5 Axles		
#5	Single Unit - 2 Axles, 6 Tires	#10	Double Unit - 6 Axles or More		

Daily Total Classes Report

Study Date: Tuesday, 05/02/2023

Unit ID:

Location: Harrisville Road, East Location

	#1	#2	#3	#4	#5	#6	#7	#8	#9	#10	#11	#12	#13	Total
00:00 - 00:14	0	3	1	0	0	0	0	0	0	0	0	0	0	4
00:15 - 00:29	0	9	1	0	0	0	0	0	0	0	0	0	0	10
00:30 - 00:44	0	46	2	0	0	0	0	0	0	0	0	0	0	48
00:45 - 00:59	0	12	1	0	0	0	0	0	0	0	0	0	0	13
01:00 - 01:14	0	11	0	0	1	0	0	0	0	0	0	0	0	12
01:15 - 01:29	0	8	0	0	0	0	0	0	0	0	0	0	0	8
01:30 - 01:44	0	7	0	0	1	0	0	0	0	0	0	0	0	8
01:45 - 01:59	0	11	1	0	0	0	0	0	0	0	0	0	0	12
02:00 - 02:14	0	13	4	0	0	0	0	0	0	0	0	0	0	17
02:15 - 02:29	0	9	0	0	0	0	0	0	0	0	0	0	0	9
02:30 - 02:44	0	7	0	0	0	0	0	0	0	0	0	0	0	7
02:45 - 02:59	0	6	4	0	0	0	0	0	0	0	0	0	0	10
03:00 - 03:14	0	5	1	0	2	0	0	0	0	0	0	0	0	8
03:15 - 03:29	0	1	1	0	1	0	0	0	0	0	0	0	0	3
03:30 - 03:44	0	5	0	0	0	0	0	0	0	0	0	0	0	5
03:45 - 03:59	0	4	1	0	1	0	0	0	0	0	0	0	0	6
04:00 - 04:14	0	12	2	0	0	0	0	0	0	0	0	0	0	14
04:15 - 04:29	0	17	6	0	2	1	0	0	0	0	0	0	0	26
04:30 - 04:44	0	34	5	0	4	0	0	0	0	0	0	0	0	43
04:45 - 04:59	0	50	6	1	3	0	0	0	0	0	0	0	0	60
05:00 - 05:14	1	29	7	0	7	0	0	0	0	0	0	0	0	44
05:15 - 05:29	0	33	3	0	5	0	0	0	0	0	0	0	0	41
05:30 - 05:44	0	56	13	0	7	0	0	0	0	0	0	0	0	76
05:45 - 05:59	2	56	11	0	7	0	0	0	0	0	0	0	0	76
06:00 - 06:14	2	50	9	1	5	0	0	0	0	0	0	0	0	67
06:15 - 06:29	0	57	10	0	6	0	0	0	0	0	0	0	0	73
06:30 - 06:44	0	70	10	2	16	1	0	0	0	0	0	0	0	99
06:45 - 06:59	1	84	16	0	7	0	0	0	0	0	0	0	0	108
07:00 - 07:14	0	82	5	1	11	0	0	2	0	0	0	0	0	101
07:15 - 07:29	0	52	10	4	7	1	0	1	1	0	0	0	0	76
07:30 - 07:44	0	81	11	0	15	0	0	1	0	0	0	0	0	108
07:45 - 07:59	1	96	11	3	12	0	0	1	0	0	0	0	0	124
08:00 - 08:14	0	79	15	6	11	1	0	0	0	0	0	0	0	112
08:15 - 08:29	0	77	15	0	19	1	0	0	0	0	0	0	0	112
08:30 - 08:44	2	59	22	0	16	0	0	0	0	0	0	0	0	99
08:45 - 08:59	1	46	10	0	11	0	0	0	1	0	0	0	0	69
09:00 - 09:14	2	49	10	0	9	1	0	1	0	0	0	0	0	72
09:15 - 09:29	0	51	7	0	8	1	0	0	0	0	0	0	0	67
09:30 - 09:44	0	36	4	0	9	0	0	0	0	0	0	0	0	49
09:45 - 09:59	1	48	4	0	10	0	0	0	0	0	0	0	0	63
10:00 - 10:14	1	47	7	0	13	1	0	0	0	0	0	0	0	69
10:15 - 10:29	1	51	6	0	14	2	0	0	0	0	0	0	0	74
10:30 - 10:44	0	61	13	0	5	0	0	0	0	0	0	0	0	79
10:45 - 10:59	2	56	9	0	11	4	1	0	0	0	0	0	0	83
11:00 - 11:14	2	66	7	0	10	2	0	1	0	0	0	0	0	88
11:15 - 11:29	0	71	16	0	14	1	0	0	1	0	0	0	0	103
11:30 - 11:44	0	72	10	3	15	0	1	1	0	0	0	0	0	102
11:45 - 11:59	0	57	10	2	15	1	0	2	0	0	0	0	0	87
12:00 - 12:14	0	71	8	0	20	0	0	0	0	0	0	0	0	99
12:15 - 12:29	0	68	17	0	15	0	1	0	0	0	0	0	0	101
12:30 - 12:44	0	55	19	0	15	0	0	0	0	0	0	0	0	89
12:45 - 12:59	0	50	12	0	15	0	0	0	0	0	0	0	0	77

Daily Total Classes Report

Study Date: Tuesday, 05/02/2023

Unit ID:

Location: Harrisville Road, East Location

	#1	#2	#3	#4	#5	#6	#7	#8	#9	#10	#11	#12	#13	Total
13:00 - 13:14	1	59	11	0	10	1	0	0	0	0	0	0	0	82
13:15 - 13:29	0	71	10	2	14	1	0	1	0	0	0	0	0	99
13:30 - 13:44	0	63	11	1	8	0	0	0	0	0	0	0	0	83
13:45 - 13:59	1	61	7	0	16	0	0	0	0	0	0	0	0	85
14:00 - 14:14	0	76	15	0	11	0	0	0	2	0	0	0	0	104
14:15 - 14:29	3	88	12	2	12	2	0	0	0	0	0	0	0	119
14:30 - 14:44	1	119	10	0	13	0	0	1	0	0	0	0	0	144
14:45 - 14:59	2	112	15	3	17	0	0	0	0	0	0	0	0	149
15:00 - 15:14	1	155	16	2	13	2	0	0	0	0	0	0	0	189
15:15 - 15:29	3	136	13	4	15	1	0	0	0	0	0	0	0	172
15:30 - 15:44	1	174	21	3	16	0	0	1	1	0	0	0	0	217
15:45 - 15:59	1	176	21	1	33	0	0	1	1	0	0	0	0	234
16:00 - 16:14	1	135	15	0	27	0	0	1	0	0	0	0	0	179
16:15 - 16:29	1	84	17	1	17	1	0	0	0	0	0	0	0	121
16:30 - 16:44	2	132	22	0	19	0	1	0	0	0	0	0	0	176
16:45 - 16:59	0	137	23	0	16	0	0	1	0	0	0	0	0	177
17:00 - 17:14	3	136	25	1	11	0	0	0	0	0	0	0	0	176
17:15 - 17:29	2	136	20	0	19	0	0	2	0	0	0	0	0	179
17:30 - 17:44	2	129	24	0	19	0	0	0	0	0	0	0	0	174
17:45 - 17:59	5	126	23	0	22	0	0	1	1	0	0	0	0	178
18:00 - 18:14	2	120	12	0	21	0	0	0	0	0	0	0	0	155
18:15 - 18:29	3	104	9	0	15	0	0	0	0	0	0	0	0	131
18:30 - 18:44	4	110	18	0	14	0	0	0	0	0	0	0	0	146
18:45 - 18:59	3	79	14	0	15	1	0	0	0	0	0	0	0	112
19:00 - 19:14	1	94	12	0	17	0	0	0	0	0	0	0	0	124
19:15 - 19:29	2	73	6	0	20	0	0	0	0	0	0	0	0	101
19:30 - 19:44	2	78	7	0	11	0	0	0	0	0	0	0	0	98
19:45 - 19:59	1	59	7	0	9	0	0	0	0	0	0	0	0	76
20:00 - 20:14	0	58	7	0	14	0	0	0	0	0	0	0	0	79
20:15 - 20:29	0	66	11	0	10	0	0	0	0	0	0	0	0	87
20:30 - 20:44	2	71	7	0	5	0	0	0	0	0	0	0	0	85
20:45 - 20:59	0	43	4	0	4	0	0	0	0	0	0	0	0	51
21:00 - 21:14	3	44	7	0	7	0	0	0	0	0	0	0	0	61
21:15 - 21:29	1	48	4	0	7	0	0	0	0	0	0	0	0	60
21:30 - 21:44	1	33	3	0	6	0	0	0	0	0	0	0	0	43
21:45 - 21:59	0	36	6	0	3	0	0	0	0	0	0	0	0	45
22:00 - 22:14	0	24	1	0	2	0	0	0	0	0	0	0	0	27
22:15 - 22:29	0	12	2	0	2	0	0	0	0	0	0	0	0	16
22:30 - 22:44	0	22	4	0	3	0	0	0	0	0	0	0	0	29
22:45 - 22:59	0	16	3	0	3	0	0	0	0	0	0	0	0	22
23:00 - 23:14	0	14	0	0	0	0	0	0	0	0	0	0	0	14
23:15 - 23:29	0	9	1	0	0	0	0	0	0	0	0	0	0	10
23:30 - 23:44	0	11	1	0	0	0	0	0	0	0	0	0	0	12
23:45 - 23:59	1	12	2	0	0	0	0	0	0	0	0	0	0	15
Totals	75	5727	852	43	891	27	4	19	8	0	0	0	0	7646
Percent of Total	1.0	74.9	11.1	0.6	11.7	0.4	0.1	0.2	0.1	0.0	0.0	0.0	0.0	100
Percent of AM	0.7	73.4	12.0	0.9	11.7	0.7	0.1	0.4	0.1	0.0	0.0	0.0	0.0	100
Percent of PM	1.1	75.7	10.7	0.4	11.6	0.2	0.0	0.2	0.1	0.0	0.0	0.0	0.0	100

Daily Total Classes Report

Study Date: Tuesday, 05/02/2023

Unit ID:

Location: Harrisville Road, East Location

Truck Summary:

Total Trucks: 992 % Trucks: 13.0 AM % Trucks: 13.8 PM % Trucks: 12.5

Classification Scheme: FHWA (ID: 1)

#1	Motorcycles - 2 Axles	#6	Single Unit Truck - 3 Axles	#11	Multi-Unit - 5 Axles or Less
#2	Passenger Cars - 2 Axles	#7	Single Unit - 4 Axles	#12	Multi-Unit - 6 Axles
#3	Pickup Trucks, Vans - 2 Axles	#8	Single Unit - 4 Axles or Less	#13	Multi-Unit - 7 Axles or More
#4	Buses	#9	Double Unit - 5 Axles		
#5	Single Unit - 2 Axles, 6 Tires	#10	Double Unit - 6 Axles or More		

Daily Eastbound Speeds (MPH)

Study Date: Tuesday, 05/02/2023

Unit ID:

Location: Harrisville Road, East Location

Posted Speed: 35

	5-14	15-19	20-24	25-29	30-34	35-39	40-44	45-49	50-54	55-59	60-64	65-69	70-74	75-79	80-99	Total
00:00 - 00:14	0	0	0	0	2	1	0	0	0	0	0	0	0	0	0	3
00:15 - 00:29	0	0	0	0	5	0	0	0	0	0	0	0	0	0	0	5
00:30 - 00:44	0	0	0	0	9	27	6	0	0	0	0	0	0	0	0	42
00:45 - 00:59	0	0	0	0	4	7	1	0	0	0	0	0	0	0	0	12
01:00 - 01:14	0	0	0	0	4	1	0	1	1	0	0	0	0	0	0	7
01:15 - 01:29	0	0	0	0	1	5	0	0	0	0	0	0	0	0	0	6
01:30 - 01:44	0	0	0	0	2	4	1	0	0	0	0	0	0	0	0	7
01:45 - 01:59	0	0	0	0	0	3	2	0	0	0	0	0	0	0	0	5
02:00 - 02:14	0	0	0	0	0	11	4	1	0	0	0	0	0	0	0	16
02:15 - 02:29	0	0	0	0	2	3	3	0	0	0	0	0	0	0	0	8
02:30 - 02:44	0	0	0	0	2	3	0	1	0	0	0	0	0	0	0	6
02:45 - 02:59	0	0	0	0	0	7	0	0	0	0	0	0	0	0	0	7
03:00 - 03:14	0	0	0	0	0	4	3	0	0	0	0	0	0	0	0	7
03:15 - 03:29	0	0	0	0	1	2	0	0	0	0	0	0	0	0	0	3
03:30 - 03:44	0	0	0	0	1	0	1	0	0	0	0	0	0	0	0	2
03:45 - 03:59	0	0	0	0	2	0	0	1	0	0	0	0	0	0	0	3
04:00 - 04:14	0	0	0	0	1	0	0	0	1	0	0	0	0	0	0	2
04:15 - 04:29	0	0	0	0	1	1	0	0	0	1	0	0	0	0	0	3
04:30 - 04:44	0	0	0	0	1	3	1	0	0	0	0	0	0	0	0	5
04:45 - 04:59	0	0	0	0	4	2	1	0	0	0	0	0	0	0	0	7
05:00 - 05:14	0	0	0	0	1	6	4	0	0	0	0	0	0	0	0	11
05:15 - 05:29	0	0	0	0	0	4	5	1	0	0	0	0	0	0	0	10
05:30 - 05:44	0	0	0	0	4	7	1	2	0	0	0	0	0	0	0	14
05:45 - 05:59	0	0	0	0	4	5	3	0	0	0	0	0	0	0	0	12
06:00 - 06:14	0	0	0	1	1	10	5	0	0	0	0	0	0	0	0	17
06:15 - 06:29	0	0	0	0	3	9	4	0	0	0	0	0	0	0	0	16
06:30 - 06:44	0	0	0	2	9	14	4	3	0	0	0	0	0	0	1	33
06:45 - 06:59	0	0	0	1	2	27	6	1	0	0	0	0	0	0	0	37
07:00 - 07:14	0	0	0	0	13	33	7	1	0	0	0	0	0	0	0	54
07:15 - 07:29	1	0	0	2	7	16	6	1	0	0	0	0	0	0	0	33
07:30 - 07:44	0	0	0	0	5	34	15	1	0	0	0	0	0	0	0	55
07:45 - 07:59	0	0	0	0	16	26	9	0	0	0	0	0	0	0	0	51
08:00 - 08:14	0	0	0	0	9	21	12	1	0	0	0	0	0	0	0	43
08:15 - 08:29	0	0	0	1	10	31	8	1	0	0	0	0	0	0	0	51
08:30 - 08:44	0	1	0	1	8	28	8	1	0	0	0	0	0	0	0	47
08:45 - 08:59	0	0	2	5	10	16	8	0	0	0	0	0	0	0	0	41
09:00 - 09:14	0	0	0	0	13	24	6	0	0	0	0	0	0	0	0	43
09:15 - 09:29	0	0	0	0	7	24	7	0	0	0	0	0	0	0	0	38
09:30 - 09:44	0	0	0	0	8	13	4	0	0	0	0	0	0	0	0	25
09:45 - 09:59	0	0	0	0	4	23	5	1	0	0	0	0	0	0	0	33
10:00 - 10:14	0	0	1	0	12	23	4	0	0	0	0	0	0	0	0	40
10:15 - 10:29	0	0	0	3	9	28	4	0	0	0	0	0	0	0	0	44
10:30 - 10:44	0	0	1	7	9	23	4	0	0	0	0	0	0	0	0	44
10:45 - 10:59	0	0	0	1	17	28	6	0	0	0	0	0	0	0	0	52
11:00 - 11:14	1	0	0	0	13	21	7	1	0	0	0	0	0	0	0	43
11:15 - 11:29	0	0	0	6	10	21	7	2	0	0	0	0	0	0	0	46
11:30 - 11:44	0	0	0	0	27	25	11	0	0	0	0	0	0	0	0	63
11:45 - 11:59	0	0	0	0	13	24	6	3	0	0	0	0	0	0	0	46
12:00 - 12:14	0	0	0	0	13	37	12	0	0	0	0	0	0	0	0	62
12:15 - 12:29	0	0	0	2	10	24	7	0	1	0	0	0	0	0	0	44
12:30 - 12:44	0	0	2	0	12	19	13	1	0	0	0	0	0	0	0	47

Daily Eastbound Speeds (MPH)

Study Date: Tuesday, 05/02/2023

Unit ID:

Location: Harrisville Road, East Location

Posted Speed: 35

	5-14	15-19	20-24	25-29	30-34	35-39	40-44	45-49	50-54	55-59	60-64	65-69	70-74	75-79	80-99	Total
12:45 - 12:59	0	0	0	1	9	20	3	2	0	0	0	0	0	0	0	35
13:00 - 13:14	0	0	0	0	8	20	10	1	0	0	0	1	0	0	0	40
13:15 - 13:29	0	1	1	5	12	34	4	0	0	0	0	0	0	0	0	57
13:30 - 13:44	0	0	0	3	23	20	2	0	0	0	0	0	0	0	0	48
13:45 - 13:59	0	0	0	1	13	27	9	1	0	1	0	0	0	0	0	52
14:00 - 14:14	0	1	1	4	23	30	5	0	0	0	0	0	0	0	0	64
14:15 - 14:29	0	0	4	4	32	24	7	0	0	0	0	0	0	0	0	71
14:30 - 14:44	0	0	2	4	32	50	8	0	0	0	0	0	0	0	0	96
14:45 - 14:59	1	0	0	9	31	25	7	0	0	0	0	0	0	0	0	73
15:00 - 15:14	0	0	0	9	36	53	21	1	0	0	0	0	0	0	0	120
15:15 - 15:29	15	4	1	6	31	39	7	0	1	0	0	0	0	0	0	104
15:30 - 15:44	0	0	2	4	36	77	20	2	0	1	0	0	0	0	0	142
15:45 - 15:59	0	0	1	1	47	82	12	1	0	0	0	0	0	0	0	144
16:00 - 16:14	0	0	1	0	42	61	14	1	0	0	0	0	0	0	0	119
16:15 - 16:29	0	0	0	0	16	46	18	0	0	0	0	0	0	0	1	81
16:30 - 16:44	0	0	0	1	15	71	25	3	0	0	0	0	0	0	0	115
16:45 - 16:59	0	0	0	0	16	88	22	1	1	1	0	0	0	0	0	129
17:00 - 17:14	0	0	0	0	11	77	23	0	0	0	0	0	0	0	0	111
17:15 - 17:29	0	0	0	2	18	59	24	6	0	0	0	0	0	0	0	109
17:30 - 17:44	1	0	0	1	9	61	24	3	0	0	0	0	0	0	0	99
17:45 - 17:59	0	0	0	1	19	63	21	1	1	0	0	0	0	0	0	106
18:00 - 18:14	0	0	0	0	12	47	19	2	3	0	0	0	0	0	0	83
18:15 - 18:29	0	0	1	0	10	43	13	0	0	0	0	0	0	0	0	67
18:30 - 18:44	0	0	0	6	12	39	15	1	0	0	0	0	0	0	0	73
18:45 - 18:59	0	0	0	0	10	29	23	5	0	0	0	0	0	0	0	67
19:00 - 19:14	0	0	0	0	14	45	22	2	0	0	0	0	0	0	0	83
19:15 - 19:29	0	0	0	1	18	28	12	2	0	0	0	0	0	1	0	62
19:30 - 19:44	0	0	0	0	11	34	10	3	0	0	0	0	0	0	0	58
19:45 - 19:59	0	0	0	1	16	23	3	2	0	0	0	0	0	0	0	45
20:00 - 20:14	0	0	0	0	10	30	2	0	0	0	0	0	0	0	0	42
20:15 - 20:29	0	0	0	1	8	28	8	1	0	0	0	0	0	0	0	46
20:30 - 20:44	0	0	0	0	16	16	11	1	0	0	0	0	0	0	0	44
20:45 - 20:59	0	1	0	2	8	11	2	1	0	0	0	0	0	0	0	25
21:00 - 21:14	0	0	0	1	4	23	3	1	0	0	0	0	0	0	0	32
21:15 - 21:29	0	0	0	4	8	16	4	0	0	0	0	0	0	0	0	32
21:30 - 21:44	0	0	0	0	6	9	5	0	0	0	0	0	0	0	0	20
21:45 - 21:59	0	0	0	0	6	18	3	0	0	0	0	0	0	0	0	27
22:00 - 22:14	0	0	0	1	1	8	1	0	0	0	0	0	0	0	0	11
22:15 - 22:29	0	0	0	0	1	5	1	0	0	0	0	0	0	0	0	7
22:30 - 22:44	0	0	0	1	4	7	4	0	0	0	0	0	0	0	0	16
22:45 - 22:59	0	0	0	1	4	4	1	0	0	0	0	0	0	0	0	10
23:00 - 23:14	0	0	0	0	2	6	1	1	0	0	0	0	0	0	0	10
23:15 - 23:29	0	0	0	1	2	3	0	0	0	0	0	0	0	0	0	6
23:30 - 23:44	0	0	0	0	0	7	1	1	1	0	0	0	0	0	0	10
23:45 - 23:59	0	0	0	0	0	5	2	0	1	0	0	0	0	0	0	8
Totals	19	8	20	108	983	2239	683	71	11	4	0	1	0	1	2	4150
Percent of Total	0.5	0.2	0.5	2.6	23.7	54.0	16.5	1.7	0.3	0.1	0.0	0.0	0.0	0.0	0.0	100
Percent of AM	0.2	0.1	0.3	2.5	23.9	54.1	16.6	2.0	0.2	0.1	0.0	0.0	0.0	0.0	0.1	100
Percent of PM	0.6	0.2	0.5	2.6	23.6	53.9	16.4	1.6	0.3	0.1	0.0	0.0	0.0	0.0	0.0	100

Daily Eastbound Speeds (MPH)

Study Date: Tuesday, 05/02/2023

Unit ID:

Location: Harrisville Road, East Location

Posted Speed: 35

Standard Deviation:	4.9 MPH	Ten Mile Pace:	30 to 39 MPH	85th Percentile:	41.1 MPH
Mean Speed:	36.9 MPH	Percent in Ten Mile Pace:	77.6%	15th Percentile:	32.4 MPH
Median Speed:	37.1 MPH			90th Percentile:	42.6 MPH
Modal Speed:	37.5 MPH			95th Percentile:	44.1 MPH

Daily Westbound Speeds (MPH)

Study Date: Tuesday, 05/02/2023

Unit ID:

Location: Harrisville Road, East Location

Posted Speed: 35

	5-14	15-19	20-24	25-29	30-34	35-39	40-44	45-49	50-54	55-59	60-64	65-69	70-74	75-79	80-99	Total
00:00 - 00:14	0	0	1	0	0	0	0	0	0	0	0	0	0	0	0	1
00:15 - 00:29	0	0	0	0	3	2	0	0	0	0	0	0	0	0	0	5
00:30 - 00:44	0	0	0	0	2	3	1	0	0	0	0	0	0	0	0	6
00:45 - 00:59	0	0	0	0	0	1	0	0	0	0	0	0	0	0	0	1
01:00 - 01:14	0	0	0	0	3	2	0	0	0	0	0	0	0	0	0	5
01:15 - 01:29	0	0	0	0	0	1	1	0	0	0	0	0	0	0	0	2
01:30 - 01:44	0	0	0	1	0	0	0	0	0	0	0	0	0	0	0	1
01:45 - 01:59	0	0	0	1	3	3	0	0	0	0	0	0	0	0	0	7
02:00 - 02:14	0	0	0	0	1	0	0	0	0	0	0	0	0	0	0	1
02:15 - 02:29	0	0	0	0	1	0	0	0	0	0	0	0	0	0	0	1
02:30 - 02:44	0	0	0	0	1	0	0	0	0	0	0	0	0	0	0	1
02:45 - 02:59	0	0	0	0	1	2	0	0	0	0	0	0	0	0	0	3
03:00 - 03:14	0	0	0	0	1	0	0	0	0	0	0	0	0	0	0	1
03:15 - 03:29	0	0	0	0	0	0	0	0	0	0	0	0	0	0	0	0
03:30 - 03:44	0	0	0	1	0	2	0	0	0	0	0	0	0	0	0	3
03:45 - 03:59	0	0	0	0	2	1	0	0	0	0	0	0	0	0	0	3
04:00 - 04:14	0	0	0	4	5	3	0	0	0	0	0	0	0	0	0	12
04:15 - 04:29	1	0	0	1	11	7	3	0	0	0	0	0	0	0	0	23
04:30 - 04:44	0	0	0	3	15	16	3	1	0	0	0	0	0	0	0	38
04:45 - 04:59	0	0	0	0	22	24	7	0	0	0	0	0	0	0	0	53
05:00 - 05:14	0	0	0	1	17	13	1	1	0	0	0	0	0	0	0	33
05:15 - 05:29	0	0	0	1	14	11	5	0	0	0	0	0	0	0	0	31
05:30 - 05:44	0	0	1	0	28	29	4	0	0	0	0	0	0	0	0	62
05:45 - 05:59	0	0	1	1	22	29	11	0	0	0	0	0	0	0	0	64
06:00 - 06:14	0	0	0	2	18	24	6	0	0	0	0	0	0	0	0	50
06:15 - 06:29	0	0	0	1	25	24	7	0	0	0	0	0	0	0	0	57
06:30 - 06:44	0	0	0	0	30	33	2	1	0	0	0	0	0	0	0	66
06:45 - 06:59	0	0	0	2	32	34	3	0	0	0	0	0	0	0	0	71
07:00 - 07:14	0	0	0	0	24	19	4	0	0	0	0	0	0	0	0	47
07:15 - 07:29	1	2	0	7	20	11	2	0	0	0	0	0	0	0	0	43
07:30 - 07:44	0	0	0	5	23	22	3	0	0	0	0	0	0	0	0	53
07:45 - 07:59	0	0	1	3	35	31	3	0	0	0	0	0	0	0	0	73
08:00 - 08:14	0	0	1	4	40	22	2	0	0	0	0	0	0	0	0	69
08:15 - 08:29	0	0	0	7	34	17	3	0	0	0	0	0	0	0	0	61
08:30 - 08:44	0	0	0	3	20	25	3	1	0	0	0	0	0	0	0	52
08:45 - 08:59	0	0	0	4	12	10	1	1	0	0	0	0	0	0	0	28
09:00 - 09:14	0	0	0	1	12	13	1	1	1	0	0	0	0	0	0	29
09:15 - 09:29	0	0	0	1	10	16	2	0	0	0	0	0	0	0	0	29
09:30 - 09:44	0	0	0	0	6	16	1	1	0	0	0	0	0	0	0	24
09:45 - 09:59	0	0	1	1	11	14	3	0	0	0	0	0	0	0	0	30
10:00 - 10:14	0	0	0	2	10	16	1	0	0	0	0	0	0	0	0	29
10:15 - 10:29	1	0	0	2	10	16	1	0	0	0	0	0	0	0	0	30
10:30 - 10:44	0	1	1	3	20	9	1	0	0	0	0	0	0	0	0	35
10:45 - 10:59	1	0	0	6	9	10	5	0	0	0	0	0	0	0	0	31
11:00 - 11:14	0	0	1	5	18	18	2	1	0	0	0	0	0	0	0	45
11:15 - 11:29	0	0	0	4	31	18	3	0	0	0	1	0	0	0	0	57
11:30 - 11:44	0	0	2	1	22	13	1	0	0	0	0	0	0	0	0	39
11:45 - 11:59	0	0	0	2	17	17	5	0	0	0	0	0	0	0	0	41
12:00 - 12:14	0	0	0	0	15	19	3	0	0	0	0	0	0	0	0	37
12:15 - 12:29	0	0	1	4	24	25	3	0	0	0	0	0	0	0	0	57
12:30 - 12:44	0	0	0	4	15	21	2	0	0	0	0	0	0	0	0	42

Daily Westbound Speeds (MPH)

Study Date: Tuesday, 05/02/2023

Unit ID:

Location: Harrisville Road, East Location

Posted Speed: 35

	5-14	15-19	20-24	25-29	30-34	35-39	40-44	45-49	50-54	55-59	60-64	65-69	70-74	75-79	80-99	Total
12:45 - 12:59	0	0	0	4	14	18	5	1	0	0	0	0	0	0	0	42
13:00 - 13:14	0	0	0	1	22	17	2	0	0	0	0	0	0	0	0	42
13:15 - 13:29	0	0	0	3	24	11	4	0	0	0	0	0	0	0	0	42
13:30 - 13:44	0	0	0	1	23	11	0	0	0	0	0	0	0	0	0	35
13:45 - 13:59	0	0	5	9	9	9	1	0	0	0	0	0	0	0	0	33
14:00 - 14:14	0	0	1	8	18	13	0	0	0	0	0	0	0	0	0	40
14:15 - 14:29	0	1	3	10	25	9	0	0	0	0	0	0	0	0	0	48
14:30 - 14:44	2	3	3	9	17	10	3	1	0	0	0	0	0	0	0	48
14:45 - 14:59	0	1	6	9	45	13	1	0	0	1	0	0	0	0	0	76
15:00 - 15:14	0	0	0	4	37	26	0	2	0	0	0	0	0	0	0	69
15:15 - 15:29	0	0	3	9	29	19	5	2	0	0	0	0	0	1	0	68
15:30 - 15:44	0	0	0	5	31	37	2	0	0	0	0	0	0	0	0	75
15:45 - 15:59	0	0	1	14	47	26	2	0	0	0	0	0	0	0	0	90
16:00 - 16:14	0	0	0	2	33	25	0	0	0	0	0	0	0	0	0	60
16:15 - 16:29	0	0	0	5	11	22	2	0	0	0	0	0	0	0	0	40
16:30 - 16:44	0	0	0	3	31	24	3	0	0	0	0	0	0	0	0	61
16:45 - 16:59	0	0	1	0	21	24	2	0	0	0	0	0	0	0	0	48
17:00 - 17:14	0	0	0	2	18	41	4	0	0	0	0	0	0	0	0	65
17:15 - 17:29	0	0	0	2	30	31	5	2	0	0	0	0	0	0	0	70
17:30 - 17:44	0	0	0	1	33	34	7	0	0	0	0	0	0	0	0	75
17:45 - 17:59	0	0	0	3	25	38	4	1	1	0	0	0	0	0	0	72
18:00 - 18:14	0	0	1	1	29	39	2	0	0	0	0	0	0	0	0	72
18:15 - 18:29	0	1	0	2	22	31	7	0	1	0	0	0	0	0	0	64
18:30 - 18:44	0	0	0	2	27	38	4	1	1	0	0	0	0	0	0	73
18:45 - 18:59	0	0	1	5	16	17	6	0	0	0	0	0	0	0	0	45
19:00 - 19:14	1	0	0	5	10	21	4	0	0	0	0	0	0	0	0	41
19:15 - 19:29	0	0	1	1	17	14	6	0	0	0	0	0	0	0	0	39
19:30 - 19:44	0	0	0	3	14	19	4	0	0	0	0	0	0	0	0	40
19:45 - 19:59	0	1	1	3	9	11	6	0	0	0	0	0	0	0	0	31
20:00 - 20:14	0	0	0	7	13	13	4	0	0	0	0	0	0	0	0	37
20:15 - 20:29	0	0	1	2	19	19	0	0	0	0	0	0	0	0	0	41
20:30 - 20:44	0	1	0	3	19	17	1	0	0	0	0	0	0	0	0	41
20:45 - 20:59	0	0	0	7	11	6	2	0	0	0	0	0	0	0	0	26
21:00 - 21:14	0	0	0	3	12	13	1	0	0	0	0	0	0	0	0	29
21:15 - 21:29	0	0	1	2	17	7	1	0	0	0	0	0	0	0	0	28
21:30 - 21:44	0	0	0	3	11	7	2	0	0	0	0	0	0	0	0	23
21:45 - 21:59	0	0	0	0	13	4	1	0	0	0	0	0	0	0	0	18
22:00 - 22:14	0	0	0	2	9	4	1	0	0	0	0	0	0	0	0	16
22:15 - 22:29	0	0	0	2	5	2	0	0	0	0	0	0	0	0	0	9
22:30 - 22:44	0	0	0	1	9	3	0	0	0	0	0	0	0	0	0	13
22:45 - 22:59	0	0	0	1	1	8	2	0	0	0	0	0	0	0	0	12
23:00 - 23:14	0	0	0	2	1	0	1	0	0	0	0	0	0	0	0	4
23:15 - 23:29	0	0	0	1	0	3	0	0	0	0	0	0	0	0	0	4
23:30 - 23:44	0	0	0	0	1	1	0	0	0	0	0	0	0	0	0	2
23:45 - 23:59	0	0	0	0	4	3	0	0	0	0	0	0	0	0	0	7
Totals	7	11	40	250	1527	1420	216	18	4	1	1	0	0	1	0	3496
Percent of Total	0.2	0.3	1.1	7.2	43.7	40.6	6.2	0.5	0.1	0.0	0.0	0.0	0.0	0.0	0.0	100
Percent of AM	0.3	0.2	0.7	5.5	44.3	41.3	7.0	0.6	0.1	0.0	0.1	0.0	0.0	0.0	0.0	100
Percent of PM	0.1	0.4	1.5	8.3	43.2	40.1	5.6	0.5	0.1	0.0	0.0	0.0	0.0	0.0	0.0	100

Daily Westbound Speeds (MPH)

Study Date: Tuesday, 05/02/2023

Unit ID:

Location: Harrisville Road, East Location

Posted Speed: 35

Standard Deviation:	4.6 MPH	Ten Mile Pace:	30 to 39 MPH	85th Percentile:	39.0 MPH
Mean Speed:	34.7 MPH	Percent in Ten Mile Pace:	84.3%	15th Percentile:	30.7 MPH
Median Speed:	34.7 MPH			90th Percentile:	39.6 MPH
Modal Speed:	32.5 MPH			95th Percentile:	41.5 MPH

Daily Total Speeds (MPH)

Study Date: Tuesday, 05/02/2023

Unit ID:

Location: Harrisville Road, East Location

Posted Speed: 35

	5-14	15-19	20-24	25-29	30-34	35-39	40-44	45-49	50-54	55-59	60-64	65-69	70-74	75-79	80-99	Total
00:00 - 00:14	0	0	1	0	2	1	0	0	0	0	0	0	0	0	0	4
00:15 - 00:29	0	0	0	0	8	2	0	0	0	0	0	0	0	0	0	10
00:30 - 00:44	0	0	0	0	11	30	7	0	0	0	0	0	0	0	0	48
00:45 - 00:59	0	0	0	0	4	8	1	0	0	0	0	0	0	0	0	13
01:00 - 01:14	0	0	0	0	7	3	0	1	1	0	0	0	0	0	0	12
01:15 - 01:29	0	0	0	0	1	6	1	0	0	0	0	0	0	0	0	8
01:30 - 01:44	0	0	0	1	2	4	1	0	0	0	0	0	0	0	0	8
01:45 - 01:59	0	0	0	1	3	6	2	0	0	0	0	0	0	0	0	12
02:00 - 02:14	0	0	0	0	1	11	4	1	0	0	0	0	0	0	0	17
02:15 - 02:29	0	0	0	0	3	3	3	0	0	0	0	0	0	0	0	9
02:30 - 02:44	0	0	0	0	3	3	0	1	0	0	0	0	0	0	0	7
02:45 - 02:59	0	0	0	0	1	9	0	0	0	0	0	0	0	0	0	10
03:00 - 03:14	0	0	0	0	1	4	3	0	0	0	0	0	0	0	0	8
03:15 - 03:29	0	0	0	0	1	2	0	0	0	0	0	0	0	0	0	3
03:30 - 03:44	0	0	0	1	1	2	1	0	0	0	0	0	0	0	0	5
03:45 - 03:59	0	0	0	0	4	1	0	1	0	0	0	0	0	0	0	6
04:00 - 04:14	0	0	0	4	6	3	0	0	1	0	0	0	0	0	0	14
04:15 - 04:29	1	0	0	1	12	8	3	0	0	1	0	0	0	0	0	26
04:30 - 04:44	0	0	0	3	16	19	4	1	0	0	0	0	0	0	0	43
04:45 - 04:59	0	0	0	0	26	26	8	0	0	0	0	0	0	0	0	60
05:00 - 05:14	0	0	0	1	18	19	5	1	0	0	0	0	0	0	0	44
05:15 - 05:29	0	0	0	1	14	15	10	1	0	0	0	0	0	0	0	41
05:30 - 05:44	0	0	1	0	32	36	5	2	0	0	0	0	0	0	0	76
05:45 - 05:59	0	0	1	1	26	34	14	0	0	0	0	0	0	0	0	76
06:00 - 06:14	0	0	0	3	19	34	11	0	0	0	0	0	0	0	0	67
06:15 - 06:29	0	0	0	1	28	33	11	0	0	0	0	0	0	0	0	73
06:30 - 06:44	0	0	0	2	39	47	6	4	0	0	0	0	0	0	1	99
06:45 - 06:59	0	0	0	3	34	61	9	1	0	0	0	0	0	0	0	108
07:00 - 07:14	0	0	0	0	37	52	11	1	0	0	0	0	0	0	0	101
07:15 - 07:29	2	2	0	9	27	27	8	1	0	0	0	0	0	0	0	76
07:30 - 07:44	0	0	0	5	28	56	18	1	0	0	0	0	0	0	0	108
07:45 - 07:59	0	0	1	3	51	57	12	0	0	0	0	0	0	0	0	124
08:00 - 08:14	0	0	1	4	49	43	14	1	0	0	0	0	0	0	0	112
08:15 - 08:29	0	0	0	8	44	48	11	1	0	0	0	0	0	0	0	112
08:30 - 08:44	0	1	0	4	28	53	11	2	0	0	0	0	0	0	0	99
08:45 - 08:59	0	0	2	9	22	26	9	1	0	0	0	0	0	0	0	69
09:00 - 09:14	0	0	0	1	25	37	7	1	1	0	0	0	0	0	0	72
09:15 - 09:29	0	0	0	1	17	40	9	0	0	0	0	0	0	0	0	67
09:30 - 09:44	0	0	0	0	14	29	5	1	0	0	0	0	0	0	0	49
09:45 - 09:59	0	0	1	1	15	37	8	1	0	0	0	0	0	0	0	63
10:00 - 10:14	0	0	1	2	22	39	5	0	0	0	0	0	0	0	0	69
10:15 - 10:29	1	0	0	5	19	44	5	0	0	0	0	0	0	0	0	74
10:30 - 10:44	0	1	2	10	29	32	5	0	0	0	0	0	0	0	0	79
10:45 - 10:59	1	0	0	7	26	38	11	0	0	0	0	0	0	0	0	83
11:00 - 11:14	1	0	1	5	31	39	9	2	0	0	0	0	0	0	0	88
11:15 - 11:29	0	0	0	10	41	39	10	2	0	0	1	0	0	0	0	103
11:30 - 11:44	0	0	2	1	49	38	12	0	0	0	0	0	0	0	0	102
11:45 - 11:59	0	0	0	2	30	41	11	3	0	0	0	0	0	0	0	87
12:00 - 12:14	0	0	0	0	28	56	15	0	0	0	0	0	0	0	0	99
12:15 - 12:29	0	0	1	6	34	49	10	0	1	0	0	0	0	0	0	101
12:30 - 12:44	0	0	2	4	27	40	15	1	0	0	0	0	0	0	0	89

Daily Total Speeds (MPH)

Study Date: Tuesday, 05/02/2023

Unit ID:

Location: Harrisville Road, East Location

Posted Speed: 35

	5-14	15-19	20-24	25-29	30-34	35-39	40-44	45-49	50-54	55-59	60-64	65-69	70-74	75-79	80-99	Total
12:45 - 12:59	0	0	0	5	23	38	8	3	0	0	0	0	0	0	0	77
13:00 - 13:14	0	0	0	1	30	37	12	1	0	0	0	1	0	0	0	82
13:15 - 13:29	0	1	1	8	36	45	8	0	0	0	0	0	0	0	0	99
13:30 - 13:44	0	0	0	4	46	31	2	0	0	0	0	0	0	0	0	83
13:45 - 13:59	0	0	5	10	22	36	10	1	0	1	0	0	0	0	0	85
14:00 - 14:14	0	1	2	12	41	43	5	0	0	0	0	0	0	0	0	104
14:15 - 14:29	0	1	7	14	57	33	7	0	0	0	0	0	0	0	0	119
14:30 - 14:44	2	3	5	13	49	60	11	1	0	0	0	0	0	0	0	144
14:45 - 14:59	1	1	6	18	76	38	8	0	0	1	0	0	0	0	0	149
15:00 - 15:14	0	0	0	13	73	79	21	3	0	0	0	0	0	0	0	189
15:15 - 15:29	15	4	4	15	60	58	12	2	1	0	0	0	0	1	0	172
15:30 - 15:44	0	0	2	9	67	114	22	2	0	1	0	0	0	0	0	217
15:45 - 15:59	0	0	2	15	94	108	14	1	0	0	0	0	0	0	0	234
16:00 - 16:14	0	0	1	2	75	86	14	1	0	0	0	0	0	0	0	179
16:15 - 16:29	0	0	0	5	27	68	20	0	0	0	0	0	0	0	1	121
16:30 - 16:44	0	0	0	4	46	95	28	3	0	0	0	0	0	0	0	176
16:45 - 16:59	0	0	1	0	37	112	24	1	1	1	0	0	0	0	0	177
17:00 - 17:14	0	0	0	2	29	118	27	0	0	0	0	0	0	0	0	176
17:15 - 17:29	0	0	0	4	48	90	29	8	0	0	0	0	0	0	0	179
17:30 - 17:44	1	0	0	2	42	95	31	3	0	0	0	0	0	0	0	174
17:45 - 17:59	0	0	0	4	44	101	25	2	2	0	0	0	0	0	0	178
18:00 - 18:14	0	0	1	1	41	86	21	2	3	0	0	0	0	0	0	155
18:15 - 18:29	0	1	1	2	32	74	20	0	1	0	0	0	0	0	0	131
18:30 - 18:44	0	0	0	8	39	77	19	2	1	0	0	0	0	0	0	146
18:45 - 18:59	0	0	1	5	26	46	29	5	0	0	0	0	0	0	0	112
19:00 - 19:14	1	0	0	5	24	66	26	2	0	0	0	0	0	0	0	124
19:15 - 19:29	0	0	1	2	35	42	18	2	0	0	0	0	0	1	0	101
19:30 - 19:44	0	0	0	3	25	53	14	3	0	0	0	0	0	0	0	98
19:45 - 19:59	0	1	1	4	25	34	9	2	0	0	0	0	0	0	0	76
20:00 - 20:14	0	0	0	7	23	43	6	0	0	0	0	0	0	0	0	79
20:15 - 20:29	0	0	1	3	27	47	8	1	0	0	0	0	0	0	0	87
20:30 - 20:44	0	1	0	3	35	33	12	1	0	0	0	0	0	0	0	85
20:45 - 20:59	0	1	0	9	19	17	4	1	0	0	0	0	0	0	0	51
21:00 - 21:14	0	0	0	4	16	36	4	1	0	0	0	0	0	0	0	61
21:15 - 21:29	0	0	1	6	25	23	5	0	0	0	0	0	0	0	0	60
21:30 - 21:44	0	0	0	3	17	16	7	0	0	0	0	0	0	0	0	43
21:45 - 21:59	0	0	0	0	19	22	4	0	0	0	0	0	0	0	0	45
22:00 - 22:14	0	0	0	3	10	12	2	0	0	0	0	0	0	0	0	27
22:15 - 22:29	0	0	0	2	6	7	1	0	0	0	0	0	0	0	0	16
22:30 - 22:44	0	0	0	2	13	10	4	0	0	0	0	0	0	0	0	29
22:45 - 22:59	0	0	0	2	5	12	3	0	0	0	0	0	0	0	0	22
23:00 - 23:14	0	0	0	2	3	6	2	1	0	0	0	0	0	0	0	14
23:15 - 23:29	0	0	0	2	2	6	0	0	0	0	0	0	0	0	0	10
23:30 - 23:44	0	0	0	0	1	8	1	1	1	0	0	0	0	0	0	12
23:45 - 23:59	0	0	0	0	4	8	2	0	1	0	0	0	0	0	0	15
Totals	26	19	60	358	2510	3659	899	89	15	5	1	1	0	2	2	7646
Percent of Total	0.3	0.2	0.8	4.7	32.8	47.9	11.8	1.2	0.2	0.1	0.0	0.0	0.0	0.0	0.0	100
Percent of AM	0.2	0.2	0.5	4.2	35.1	47.1	11.3	1.2	0.1	0.0	0.0	0.0	0.0	0.0	0.0	100
Percent of PM	0.4	0.3	0.9	5.0	31.6	48.3	12.0	1.1	0.2	0.1	0.0	0.0	0.0	0.0	0.0	100

Daily Total Speeds (MPH)

Study Date: Tuesday, 05/02/2023

Unit ID:

Location: Harrisville Road, East Location

Posted Speed: 35

Standard Deviation:	4.9 MPH	Ten Mile Pace:	30 to 39 MPH	85th Percentile:	39.8 MPH
Mean Speed:	35.9 MPH	Percent in Ten Mile Pace:	80.7%	15th Percentile:	31.4 MPH
Median Speed:	36.2 MPH			90th Percentile:	41.4 MPH
Modal Speed:	37.5 MPH			95th Percentile:	43.5 MPH

Daily Vehicle Volume Report

Study Date: Tuesday, 05/02/2023

Unit ID:

Location: Harrisville Road, West Location

	Eastbound Volume	Westbound Volume	Total Volume
00:00 - 00:14	6	1	7
00:15 - 00:29	4	5	9
00:30 - 00:44	54	4	58
00:45 - 00:59	14	2	16
01:00 - 01:14	8	4	12
01:15 - 01:29	8	1	9
01:30 - 01:44	7	2	9
01:45 - 01:59	6	4	10
02:00 - 02:14	19	3	22
02:15 - 02:29	7	1	8
02:30 - 02:44	9	2	11
02:45 - 02:59	6	3	9
03:00 - 03:14	6	2	8
03:15 - 03:29	3	4	7
03:30 - 03:44	3	4	7
03:45 - 03:59	3	7	10
04:00 - 04:14	0	17	17
04:15 - 04:29	3	30	33
04:30 - 04:44	3	44	47
04:45 - 04:59	5	65	70
05:00 - 05:14	8	42	50
05:15 - 05:29	19	47	66
05:30 - 05:44	16	83	99
05:45 - 05:59	13	84	97
06:00 - 06:14	18	69	87
06:15 - 06:29	13	86	99
06:30 - 06:44	30	91	121
06:45 - 06:59	42	80	122
07:00 - 07:14	49	66	115
07:15 - 07:29	31	60	91
07:30 - 07:44	39	75	114
07:45 - 07:59	57	104	161
08:00 - 08:14	59	89	148
08:15 - 08:29	49	77	126
08:30 - 08:44	42	62	104
08:45 - 08:59	45	35	80
09:00 - 09:14	32	25	57
09:15 - 09:29	42	35	77
09:30 - 09:44	35	34	69
09:45 - 09:59	34	38	72
10:00 - 10:14	31	34	65
10:15 - 10:29	38	26	64
10:30 - 10:44	34	31	65
10:45 - 10:59	58	32	90
11:00 - 11:14	41	42	83
11:15 - 11:29	43	52	95
11:30 - 11:44	59	45	104
11:45 - 11:59	49	46	95
12:00 - 12:14	76	50	126
12:15 - 12:29	52	50	102
12:30 - 12:44	56	54	110
12:45 - 12:59	42	46	88

Daily Vehicle Volume Report

Study Date: Tuesday, 05/02/2023

Unit ID:

Location: Harrisville Road, West Location

	Eastbound Volume	Westbound Volume	Total Volume
13:00 - 13:14	41	40	81
13:15 - 13:29	55	43	98
13:30 - 13:44	45	47	92
13:45 - 13:59	55	35	90
14:00 - 14:14	66	47	113
14:15 - 14:29	65	55	120
14:30 - 14:44	101	62	163
14:45 - 14:59	84	88	172
15:00 - 15:14	136	64	200
15:15 - 15:29	124	69	193
15:30 - 15:44	174	87	261
15:45 - 15:59	161	93	254
16:00 - 16:14	128	59	187
16:15 - 16:29	107	41	148
16:30 - 16:44	133	58	191
16:45 - 16:59	125	56	181
17:00 - 17:14	126	64	190
17:15 - 17:29	139	71	210
17:30 - 17:44	126	71	197
17:45 - 17:59	110	49	159
18:00 - 18:14	75	58	133
18:15 - 18:29	81	63	144
18:30 - 18:44	76	59	135
18:45 - 18:59	72	35	107
19:00 - 19:14	91	39	130
19:15 - 19:29	53	47	100
19:30 - 19:44	51	41	92
19:45 - 19:59	43	32	75
20:00 - 20:14	45	30	75
20:15 - 20:29	57	35	92
20:30 - 20:44	39	34	73
20:45 - 20:59	37	25	62
21:00 - 21:14	31	25	56
21:15 - 21:29	27	35	62
21:30 - 21:44	25	34	59
21:45 - 21:59	26	28	54
22:00 - 22:14	10	14	24
22:15 - 22:29	11	5	16
22:30 - 22:44	12	9	21
22:45 - 22:59	10	6	16
23:00 - 23:14	12	5	17
23:15 - 23:29	9	1	10
23:30 - 23:44	12	2	14
23:45 - 23:59	6	1	7
Totals	4438	3857	8295
AM Peak Time	07:48 - 08:47	07:38 - 08:37	07:38 - 08:37
AM Peak Volume	212	357	566
PM Peak Time	15:07 - 16:06	14:54 - 15:53	15:07 - 16:06
PM Peak Volume	625	323	932

Daily Vehicle Volume Report

Study Date: Tuesday, 05/02/2023

Unit ID:

Location: Harrisville Road, West Location

Daily Eastbound Classes Report

Study Date: Tuesday, 05/02/2023

Unit ID:

Location: Harrisville Road, West Location

	#1	#2	#3	#4	#5	#6	#7	#8	#9	#10	#11	#12	#13	Total
00:00 - 00:14	0	5	1	0	0	0	0	0	0	0	0	0	0	6
00:15 - 00:29	0	3	1	0	0	0	0	0	0	0	0	0	0	4
00:30 - 00:44	0	52	2	0	0	0	0	0	0	0	0	0	0	54
00:45 - 00:59	0	10	3	0	1	0	0	0	0	0	0	0	0	14
01:00 - 01:14	0	6	1	0	1	0	0	0	0	0	0	0	0	8
01:15 - 01:29	0	7	1	0	0	0	0	0	0	0	0	0	0	8
01:30 - 01:44	0	6	0	0	1	0	0	0	0	0	0	0	0	7
01:45 - 01:59	0	6	0	0	0	0	0	0	0	0	0	0	0	6
02:00 - 02:14	1	14	4	0	0	0	0	0	0	0	0	0	0	19
02:15 - 02:29	0	7	0	0	0	0	0	0	0	0	0	0	0	7
02:30 - 02:44	0	8	1	0	0	0	0	0	0	0	0	0	0	9
02:45 - 02:59	0	5	1	0	0	0	0	0	0	0	0	0	0	6
03:00 - 03:14	0	3	1	0	2	0	0	0	0	0	0	0	0	6
03:15 - 03:29	0	1	1	0	1	0	0	0	0	0	0	0	0	3
03:30 - 03:44	0	3	0	0	0	0	0	0	0	0	0	0	0	3
03:45 - 03:59	0	2	0	0	1	0	0	0	0	0	0	0	0	3
04:00 - 04:14	0	0	0	0	0	0	0	0	0	0	0	0	0	0
04:15 - 04:29	0	2	0	0	0	1	0	0	0	0	0	0	0	3
04:30 - 04:44	0	1	1	1	0	0	0	0	0	0	0	0	0	3
04:45 - 04:59	0	3	0	0	2	0	0	0	0	0	0	0	0	5
05:00 - 05:14	1	6	0	0	1	0	0	0	0	0	0	0	0	8
05:15 - 05:29	1	15	1	0	2	0	0	0	0	0	0	0	0	19
05:30 - 05:44	1	9	3	0	3	0	0	0	0	0	0	0	0	16
05:45 - 05:59	0	6	5	0	1	1	0	0	0	0	0	0	0	13
06:00 - 06:14	0	14	1	1	2	0	0	0	0	0	0	0	0	18
06:15 - 06:29	0	11	1	0	1	0	0	0	0	0	0	0	0	13
06:30 - 06:44	0	19	4	1	5	1	0	0	0	0	0	0	0	30
06:45 - 06:59	1	32	4	0	5	0	0	0	0	0	0	0	0	42
07:00 - 07:14	0	40	4	1	4	0	0	0	0	0	0	0	0	49
07:15 - 07:29	1	21	4	1	2	0	1	0	0	0	0	0	1	31
07:30 - 07:44	1	27	1	1	8	0	0	0	0	0	0	0	1	39
07:45 - 07:59	1	39	6	2	7	0	1	0	0	0	0	0	1	57
08:00 - 08:14	2	44	2	0	8	0	1	2	0	0	0	0	0	59
08:15 - 08:29	0	29	8	0	10	0	1	0	0	0	0	0	1	49
08:30 - 08:44	0	26	9	1	6	0	0	0	0	0	0	0	0	42
08:45 - 08:59	1	27	6	0	7	0	1	1	0	0	0	0	2	45
09:00 - 09:14	1	24	2	0	4	0	0	0	0	0	0	0	1	32
09:15 - 09:29	0	27	6	0	8	0	0	0	0	0	0	0	1	42
09:30 - 09:44	0	23	4	0	5	0	1	1	1	0	0	0	0	35
09:45 - 09:59	0	24	1	0	7	0	0	1	0	0	0	0	1	34
10:00 - 10:14	0	22	4	0	2	1	1	0	0	0	0	0	1	31
10:15 - 10:29	0	25	6	0	6	0	0	0	0	0	0	0	1	38
10:30 - 10:44	0	23	5	0	6	0	0	0	0	0	0	0	0	34
10:45 - 10:59	2	37	4	0	12	0	2	0	0	0	0	0	1	58
11:00 - 11:14	0	31	4	0	5	0	0	0	0	0	0	0	1	41
11:15 - 11:29	0	32	2	0	7	0	0	0	1	0	0	0	1	43
11:30 - 11:44	0	39	5	3	9	0	2	0	0	0	0	0	1	59
11:45 - 11:59	0	30	6	0	12	0	0	1	0	0	0	0	0	49
12:00 - 12:14	0	52	5	0	17	0	1	0	0	0	0	0	1	76
12:15 - 12:29	0	33	6	0	10	0	2	0	0	0	0	0	1	52
12:30 - 12:44	1	35	10	0	9	0	0	1	0	0	0	0	0	56
12:45 - 12:59	1	22	10	0	6	0	1	0	0	0	0	0	2	42

Daily Eastbound Classes Report

Study Date: Tuesday, 05/02/2023

Unit ID:

Location: Harrisville Road, West Location

	#1	#2	#3	#4	#5	#6	#7	#8	#9	#10	#11	#12	#13	Total
13:00 - 13:14	1	32	4	0	4	0	0	0	0	0	0	0	0	41
13:15 - 13:29	0	36	6	2	6	2	0	1	0	0	0	0	2	55
13:30 - 13:44	1	28	3	0	12	0	0	0	0	0	0	0	1	45
13:45 - 13:59	0	41	6	0	8	0	0	0	0	0	0	0	0	55
14:00 - 14:14	0	45	13	0	7	0	0	0	0	0	0	0	1	66
14:15 - 14:29	0	51	8	1	4	1	0	0	0	0	0	0	0	65
14:30 - 14:44	1	78	6	0	14	0	0	0	0	1	0	0	1	101
14:45 - 14:59	0	63	5	2	12	1	0	1	0	0	0	0	0	84
15:00 - 15:14	1	108	9	0	16	0	0	1	0	0	0	0	1	136
15:15 - 15:29	3	92	6	5	18	0	0	0	0	0	0	0	0	124
15:30 - 15:44	0	126	21	0	25	0	0	1	0	0	0	0	1	174
15:45 - 15:59	1	119	18	1	20	0	0	1	1	0	0	0	0	161
16:00 - 16:14	1	93	16	0	16	0	0	1	0	0	0	0	1	128
16:15 - 16:29	2	60	23	0	21	1	0	0	0	0	0	0	0	107
16:30 - 16:44	0	102	15	0	15	0	0	1	0	0	0	0	0	133
16:45 - 16:59	1	93	19	0	12	0	0	0	0	0	0	0	0	125
17:00 - 17:14	0	95	16	0	15	0	0	0	0	0	0	0	0	126
17:15 - 17:29	0	112	6	0	20	0	0	1	0	0	0	0	0	139
17:30 - 17:44	0	92	21	0	13	0	0	0	0	0	0	0	0	126
17:45 - 17:59	3	73	14	1	18	0	0	0	1	0	0	0	0	110
18:00 - 18:14	2	56	3	1	13	0	0	0	0	0	0	0	0	75
18:15 - 18:29	0	65	6	0	9	0	0	1	0	0	0	0	0	81
18:30 - 18:44	3	55	6	0	11	1	0	0	0	0	0	0	0	76
18:45 - 18:59	1	50	8	0	13	0	0	0	0	0	0	0	0	72
19:00 - 19:14	0	66	12	0	13	0	0	0	0	0	0	0	0	91
19:15 - 19:29	1	37	6	0	9	0	0	0	0	0	0	0	0	53
19:30 - 19:44	2	42	1	0	6	0	0	0	0	0	0	0	0	51
19:45 - 19:59	0	32	6	0	5	0	0	0	0	0	0	0	0	43
20:00 - 20:14	0	30	7	0	8	0	0	0	0	0	0	0	0	45
20:15 - 20:29	1	45	5	0	6	0	0	0	0	0	0	0	0	57
20:30 - 20:44	1	31	2	0	5	0	0	0	0	0	0	0	0	39
20:45 - 20:59	0	30	4	0	3	0	0	0	0	0	0	0	0	37
21:00 - 21:14	1	18	5	0	6	0	0	0	1	0	0	0	0	31
21:15 - 21:29	0	20	3	0	4	0	0	0	0	0	0	0	0	27
21:30 - 21:44	0	19	2	0	4	0	0	0	0	0	0	0	0	25
21:45 - 21:59	0	21	5	0	0	0	0	0	0	0	0	0	0	26
22:00 - 22:14	0	9	0	0	1	0	0	0	0	0	0	0	0	10
22:15 - 22:29	0	10	1	0	0	0	0	0	0	0	0	0	0	11
22:30 - 22:44	0	10	1	0	1	0	0	0	0	0	0	0	0	12
22:45 - 22:59	0	8	1	0	1	0	0	0	0	0	0	0	0	10
23:00 - 23:14	0	12	0	0	0	0	0	0	0	0	0	0	0	12
23:15 - 23:29	0	8	1	0	0	0	0	0	0	0	0	0	0	9
23:30 - 23:44	0	11	1	0	0	0	0	0	0	0	0	0	0	12
23:45 - 23:59	0	4	2	0	0	0	0	0	0	0	0	0	0	6
Totals	43	3216	480	25	600	10	15	16	5	1	0	0	27	4438
Percent of Total	1.0	72.5	10.8	0.6	13.5	0.2	0.3	0.4	0.1	0.0	0.0	0.0	0.6	100
Percent of AM	1.2	70.5	10.5	1.0	13.7	0.3	0.9	0.5	0.2	0.0	0.0	0.0	1.3	100
Percent of PM	0.9	73.2	10.9	0.4	13.5	0.2	0.1	0.3	0.1	0.0	0.0	0.0	0.4	100

Daily Eastbound Classes Report

Study Date: Tuesday, 05/02/2023

Unit ID:

Location: Harrisville Road, West Location

Truck Summary:

Total Trucks: 699 % Trucks: 15.8 AM % Trucks: 17.8 PM % Trucks: 15.0

Classification Scheme: FHWA (ID: 1)

#1	Motorcycles - 2 Axles	#6	Single Unit Truck - 3 Axles	#11	Multi-Unit - 5 Axles or Less
#2	Passenger Cars - 2 Axles	#7	Single Unit - 4 Axles	#12	Multi-Unit - 6 Axles
#3	Pickup Trucks, Vans - 2 Axles	#8	Single Unit - 4 Axles or Less	#13	Multi-Unit - 7 Axles or More
#4	Buses	#9	Double Unit - 5 Axles		
#5	Single Unit - 2 Axles, 6 Tires	#10	Double Unit - 6 Axles or More		

Daily Westbound Classes Report

Study Date: Tuesday, 05/02/2023

Unit ID:

Location: Harrisville Road, West Location

	#1	#2	#3	#4	#5	#6	#7	#8	#9	#10	#11	#12	#13	Total
00:00 - 00:14	0	1	0	0	0	0	0	0	0	0	0	0	0	1
00:15 - 00:29	0	4	1	0	0	0	0	0	0	0	0	0	0	5
00:30 - 00:44	0	4	0	0	0	0	0	0	0	0	0	0	0	4
00:45 - 00:59	0	2	0	0	0	0	0	0	0	0	0	0	0	2
01:00 - 01:14	0	3	1	0	0	0	0	0	0	0	0	0	0	4
01:15 - 01:29	0	1	0	0	0	0	0	0	0	0	0	0	0	1
01:30 - 01:44	0	2	0	0	0	0	0	0	0	0	0	0	0	2
01:45 - 01:59	0	4	0	0	0	0	0	0	0	0	0	0	0	4
02:00 - 02:14	0	2	0	0	1	0	0	0	0	0	0	0	0	3
02:15 - 02:29	0	1	0	0	0	0	0	0	0	0	0	0	0	1
02:30 - 02:44	0	1	1	0	0	0	0	0	0	0	0	0	0	2
02:45 - 02:59	0	0	3	0	0	0	0	0	0	0	0	0	0	3
03:00 - 03:14	0	2	0	0	0	0	0	0	0	0	0	0	0	2
03:15 - 03:29	0	3	1	0	0	0	0	0	0	0	0	0	0	4
03:30 - 03:44	0	4	0	0	0	0	0	0	0	0	0	0	0	4
03:45 - 03:59	0	3	1	0	3	0	0	0	0	0	0	0	0	7
04:00 - 04:14	0	15	2	0	0	0	0	0	0	0	0	0	0	17
04:15 - 04:29	0	22	7	0	0	1	0	0	0	0	0	0	0	30
04:30 - 04:44	0	32	7	0	5	0	0	0	0	0	0	0	0	44
04:45 - 04:59	0	56	5	0	4	0	0	0	0	0	0	0	0	65
05:00 - 05:14	1	27	7	0	7	0	0	0	0	0	0	0	0	42
05:15 - 05:29	0	32	6	0	9	0	0	0	0	0	0	0	0	47
05:30 - 05:44	1	65	12	0	5	0	0	0	0	0	0	0	0	83
05:45 - 05:59	0	66	9	0	9	0	0	0	0	0	0	0	0	84
06:00 - 06:14	0	50	9	0	10	0	0	0	0	0	0	0	0	69
06:15 - 06:29	0	62	15	0	9	0	0	0	0	0	0	0	0	86
06:30 - 06:44	0	65	9	1	16	0	0	0	0	0	0	0	0	91
06:45 - 06:59	0	64	8	0	8	0	0	0	0	0	0	0	0	80
07:00 - 07:14	0	54	6	1	5	0	0	0	0	0	0	0	0	66
07:15 - 07:29	0	41	9	1	5	1	0	1	2	0	0	0	0	60
07:30 - 07:44	0	53	8	1	13	0	0	0	0	0	0	0	0	75
07:45 - 07:59	0	84	8	0	12	0	0	0	0	0	0	0	0	104
08:00 - 08:14	0	69	9	0	11	0	0	0	0	0	0	0	0	89
08:15 - 08:29	0	50	8	4	13	1	0	1	0	0	0	0	0	77
08:30 - 08:44	0	45	9	0	8	0	0	0	0	0	0	0	0	62
08:45 - 08:59	1	22	6	0	6	0	0	0	0	0	0	0	0	35
09:00 - 09:14	0	15	3	0	7	0	0	0	0	0	0	0	0	25
09:15 - 09:29	0	25	3	0	7	0	0	0	0	0	0	0	0	35
09:30 - 09:44	0	27	2	0	5	0	0	0	0	0	0	0	0	34
09:45 - 09:59	0	29	1	0	8	0	0	0	0	0	0	0	0	38
10:00 - 10:14	0	24	5	0	5	0	0	0	0	0	0	0	0	34
10:15 - 10:29	0	20	2	0	4	0	0	0	0	0	0	0	0	26
10:30 - 10:44	0	21	3	0	6	1	0	0	0	0	0	0	0	31
10:45 - 10:59	0	23	6	0	3	0	0	0	0	0	0	0	0	32
11:00 - 11:14	0	33	4	0	4	0	0	1	0	0	0	0	0	42
11:15 - 11:29	1	33	7	0	8	1	0	0	1	1	0	0	0	52
11:30 - 11:44	0	33	5	0	7	0	0	0	0	0	0	0	0	45
11:45 - 11:59	0	28	7	2	8	0	0	1	0	0	0	0	0	46
12:00 - 12:14	0	34	5	1	10	0	0	0	0	0	0	0	0	50
12:15 - 12:29	0	39	8	0	3	0	0	0	0	0	0	0	0	50
12:30 - 12:44	0	34	10	0	9	0	0	1	0	0	0	0	0	54
12:45 - 12:59	1	29	5	0	11	0	0	0	0	0	0	0	0	46

Daily Westbound Classes Report

Study Date: Tuesday, 05/02/2023

Unit ID:

Location: Harrisville Road, West Location

	#1	#2	#3	#4	#5	#6	#7	#8	#9	#10	#11	#12	#13	Total
13:00 - 13:14	0	28	3	0	8	0	0	0	1	0	0	0	0	40
13:15 - 13:29	0	27	6	2	8	0	0	0	0	0	0	0	0	43
13:30 - 13:44	0	37	4	0	5	1	0	0	0	0	0	0	0	47
13:45 - 13:59	0	26	4	0	5	0	0	0	0	0	0	0	0	35
14:00 - 14:14	0	29	3	0	14	0	0	1	0	0	0	0	0	47
14:15 - 14:29	2	36	5	0	11	0	0	1	0	0	0	0	0	55
14:30 - 14:44	0	48	7	0	6	0	0	1	0	0	0	0	0	62
14:45 - 14:59	1	61	10	3	12	0	0	1	0	0	0	0	0	88
15:00 - 15:14	0	53	4	2	4	1	0	0	0	0	0	0	0	64
15:15 - 15:29	1	52	8	0	7	0	1	0	0	0	0	0	0	69
15:30 - 15:44	1	67	6	2	11	0	0	0	0	0	0	0	0	87
15:45 - 15:59	1	70	11	0	11	0	0	0	0	0	0	0	0	93
16:00 - 16:14	0	44	5	0	10	0	0	0	0	0	0	0	0	59
16:15 - 16:29	0	33	2	0	6	0	0	0	0	0	0	0	0	41
16:30 - 16:44	1	40	7	0	10	0	0	0	0	0	0	0	0	58
16:45 - 16:59	0	43	8	0	5	0	0	0	0	0	0	0	0	56
17:00 - 17:14	1	50	6	1	6	0	0	0	0	0	0	0	0	64
17:15 - 17:29	0	47	14	0	9	0	0	1	0	0	0	0	0	71
17:30 - 17:44	0	53	7	0	10	0	0	1	0	0	0	0	0	71
17:45 - 17:59	0	39	2	0	7	0	0	1	0	0	0	0	0	49
18:00 - 18:14	1	47	3	0	7	0	0	0	0	0	0	0	0	58
18:15 - 18:29	1	50	5	0	7	0	0	0	0	0	0	0	0	63
18:30 - 18:44	0	42	10	0	7	0	0	0	0	0	0	0	0	59
18:45 - 18:59	0	20	9	0	6	0	0	0	0	0	0	0	0	35
19:00 - 19:14	0	33	0	0	6	0	0	0	0	0	0	0	0	39
19:15 - 19:29	0	35	2	0	10	0	0	0	0	0	0	0	0	47
19:30 - 19:44	0	35	1	0	5	0	0	0	0	0	0	0	0	41
19:45 - 19:59	0	24	3	0	5	0	0	0	0	0	0	0	0	32
20:00 - 20:14	0	20	3	0	7	0	0	0	0	0	0	0	0	30
20:15 - 20:29	0	26	4	0	5	0	0	0	0	0	0	0	0	35
20:30 - 20:44	0	28	3	0	3	0	0	0	0	0	0	0	0	34
20:45 - 20:59	0	19	5	0	1	0	0	0	0	0	0	0	0	25
21:00 - 21:14	0	20	2	0	2	0	0	0	1	0	0	0	0	25
21:15 - 21:29	0	24	5	0	6	0	0	0	0	0	0	0	0	35
21:30 - 21:44	0	22	8	0	4	0	0	0	0	0	0	0	0	34
21:45 - 21:59	0	23	3	0	2	0	0	0	0	0	0	0	0	28
22:00 - 22:14	1	10	1	0	2	0	0	0	0	0	0	0	0	14
22:15 - 22:29	0	4	1	0	0	0	0	0	0	0	0	0	0	5
22:30 - 22:44	1	6	1	0	1	0	0	0	0	0	0	0	0	9
22:45 - 22:59	0	5	1	0	0	0	0	0	0	0	0	0	0	6
23:00 - 23:14	0	5	0	0	0	0	0	0	0	0	0	0	0	5
23:15 - 23:29	0	1	0	0	0	0	0	0	0	0	0	0	0	1
23:30 - 23:44	0	1	1	0	0	0	0	0	0	0	0	0	0	2
23:45 - 23:59	0	1	0	0	0	0	0	0	0	0	0	0	0	1
Totals	17	2842	436	21	515	7	1	12	5	1	0	0	0	3857
Percent of Total	0.4	73.7	11.3	0.5	13.4	0.2	0.0	0.3	0.1	0.0	0.0	0.0	0.0	100
Percent of AM	0.2	73.6	12.0	0.6	12.9	0.3	0.0	0.2	0.2	0.1	0.0	0.0	0.0	100
Percent of PM	0.6	73.7	10.7	0.5	13.8	0.1	0.0	0.4	0.1	0.0	0.0	0.0	0.0	100

Daily Westbound Classes Report

Study Date: Tuesday, 05/02/2023

Unit ID:

Location: Harrisville Road, West Location

Truck Summary:

Total Trucks: 562 % Trucks: 14.6 AM % Trucks: 14.2 PM % Trucks: 14.9

Classification Scheme: FHWA (ID: 1)

#1	Motorcycles - 2 Axles	#6	Single Unit Truck - 3 Axles	#11	Multi-Unit - 5 Axles or Less
#2	Passenger Cars - 2 Axles	#7	Single Unit - 4 Axles	#12	Multi-Unit - 6 Axles
#3	Pickup Trucks, Vans - 2 Axles	#8	Single Unit - 4 Axles or Less	#13	Multi-Unit - 7 Axles or More
#4	Buses	#9	Double Unit - 5 Axles		
#5	Single Unit - 2 Axles, 6 Tires	#10	Double Unit - 6 Axles or More		

Daily Total Classes Report

Study Date: Tuesday, 05/02/2023

Unit ID:

Location: Harrisville Road, West Location

	#1	#2	#3	#4	#5	#6	#7	#8	#9	#10	#11	#12	#13	Total
00:00 - 00:14	0	6	1	0	0	0	0	0	0	0	0	0	0	7
00:15 - 00:29	0	7	2	0	0	0	0	0	0	0	0	0	0	9
00:30 - 00:44	0	56	2	0	0	0	0	0	0	0	0	0	0	58
00:45 - 00:59	0	12	3	0	1	0	0	0	0	0	0	0	0	16
01:00 - 01:14	0	9	2	0	1	0	0	0	0	0	0	0	0	12
01:15 - 01:29	0	8	1	0	0	0	0	0	0	0	0	0	0	9
01:30 - 01:44	0	8	0	0	1	0	0	0	0	0	0	0	0	9
01:45 - 01:59	0	10	0	0	0	0	0	0	0	0	0	0	0	10
02:00 - 02:14	1	16	4	0	1	0	0	0	0	0	0	0	0	22
02:15 - 02:29	0	8	0	0	0	0	0	0	0	0	0	0	0	8
02:30 - 02:44	0	9	2	0	0	0	0	0	0	0	0	0	0	11
02:45 - 02:59	0	5	4	0	0	0	0	0	0	0	0	0	0	9
03:00 - 03:14	0	5	1	0	2	0	0	0	0	0	0	0	0	8
03:15 - 03:29	0	4	2	0	1	0	0	0	0	0	0	0	0	7
03:30 - 03:44	0	7	0	0	0	0	0	0	0	0	0	0	0	7
03:45 - 03:59	0	5	1	0	4	0	0	0	0	0	0	0	0	10
04:00 - 04:14	0	15	2	0	0	0	0	0	0	0	0	0	0	17
04:15 - 04:29	0	24	7	0	0	2	0	0	0	0	0	0	0	33
04:30 - 04:44	0	33	8	1	5	0	0	0	0	0	0	0	0	47
04:45 - 04:59	0	59	5	0	6	0	0	0	0	0	0	0	0	70
05:00 - 05:14	2	33	7	0	8	0	0	0	0	0	0	0	0	50
05:15 - 05:29	1	47	7	0	11	0	0	0	0	0	0	0	0	66
05:30 - 05:44	2	74	15	0	8	0	0	0	0	0	0	0	0	99
05:45 - 05:59	0	72	14	0	10	1	0	0	0	0	0	0	0	97
06:00 - 06:14	0	64	10	1	12	0	0	0	0	0	0	0	0	87
06:15 - 06:29	0	73	16	0	10	0	0	0	0	0	0	0	0	99
06:30 - 06:44	0	84	13	2	21	1	0	0	0	0	0	0	0	121
06:45 - 06:59	1	96	12	0	13	0	0	0	0	0	0	0	0	122
07:00 - 07:14	0	94	10	2	9	0	0	0	0	0	0	0	0	115
07:15 - 07:29	1	62	13	2	7	1	1	1	2	0	0	0	1	91
07:30 - 07:44	1	80	9	2	21	0	0	0	0	0	0	0	1	114
07:45 - 07:59	1	123	14	2	19	0	1	0	0	0	0	0	1	161
08:00 - 08:14	2	113	11	0	19	0	1	2	0	0	0	0	0	148
08:15 - 08:29	0	79	16	4	23	1	1	1	0	0	0	0	1	126
08:30 - 08:44	0	71	18	1	14	0	0	0	0	0	0	0	0	104
08:45 - 08:59	2	49	12	0	13	0	1	1	0	0	0	0	2	80
09:00 - 09:14	1	39	5	0	11	0	0	0	0	0	0	0	1	57
09:15 - 09:29	0	52	9	0	15	0	0	0	0	0	0	0	1	77
09:30 - 09:44	0	50	6	0	10	0	1	1	1	0	0	0	0	69
09:45 - 09:59	0	53	2	0	15	0	0	1	0	0	0	0	1	72
10:00 - 10:14	0	46	9	0	7	1	1	0	0	0	0	0	1	65
10:15 - 10:29	0	45	8	0	10	0	0	0	0	0	0	0	1	64
10:30 - 10:44	0	44	8	0	12	1	0	0	0	0	0	0	0	65
10:45 - 10:59	2	60	10	0	15	0	2	0	0	0	0	0	1	90
11:00 - 11:14	0	64	8	0	9	0	0	1	0	0	0	0	1	83
11:15 - 11:29	1	65	9	0	15	1	0	0	2	1	0	0	1	95
11:30 - 11:44	0	72	10	3	16	0	2	0	0	0	0	0	1	104
11:45 - 11:59	0	58	13	2	20	0	0	2	0	0	0	0	0	95
12:00 - 12:14	0	86	10	1	27	0	1	0	0	0	0	0	1	126
12:15 - 12:29	0	72	14	0	13	0	2	0	0	0	0	0	1	102
12:30 - 12:44	1	69	20	0	18	0	0	2	0	0	0	0	0	110
12:45 - 12:59	2	51	15	0	17	0	1	0	0	0	0	0	2	88

Daily Total Classes Report

Study Date: Tuesday, 05/02/2023

Unit ID:

Location: Harrisville Road, West Location

	#1	#2	#3	#4	#5	#6	#7	#8	#9	#10	#11	#12	#13	Total
13:00 - 13:14	1	60	7	0	12	0	0	0	1	0	0	0	0	81
13:15 - 13:29	0	63	12	4	14	2	0	1	0	0	0	0	2	98
13:30 - 13:44	1	65	7	0	17	1	0	0	0	0	0	0	1	92
13:45 - 13:59	0	67	10	0	13	0	0	0	0	0	0	0	0	90
14:00 - 14:14	0	74	16	0	21	0	0	1	0	0	0	0	1	113
14:15 - 14:29	2	87	13	1	15	1	0	1	0	0	0	0	0	120
14:30 - 14:44	1	126	13	0	20	0	0	1	0	1	0	0	1	163
14:45 - 14:59	1	124	15	5	24	1	0	2	0	0	0	0	0	172
15:00 - 15:14	1	161	13	2	20	1	0	1	0	0	0	0	1	200
15:15 - 15:29	4	144	14	5	25	0	1	0	0	0	0	0	0	193
15:30 - 15:44	1	193	27	2	36	0	0	1	0	0	0	0	1	261
15:45 - 15:59	2	189	29	1	31	0	0	1	1	0	0	0	0	254
16:00 - 16:14	1	137	21	0	26	0	0	1	0	0	0	0	1	187
16:15 - 16:29	2	93	25	0	27	1	0	0	0	0	0	0	0	148
16:30 - 16:44	1	142	22	0	25	0	0	1	0	0	0	0	0	191
16:45 - 16:59	1	136	27	0	17	0	0	0	0	0	0	0	0	181
17:00 - 17:14	1	145	22	1	21	0	0	0	0	0	0	0	0	190
17:15 - 17:29	0	159	20	0	29	0	0	2	0	0	0	0	0	210
17:30 - 17:44	0	145	28	0	23	0	0	1	0	0	0	0	0	197
17:45 - 17:59	3	112	16	1	25	0	0	1	1	0	0	0	0	159
18:00 - 18:14	3	103	6	1	20	0	0	0	0	0	0	0	0	133
18:15 - 18:29	1	115	11	0	16	0	0	1	0	0	0	0	0	144
18:30 - 18:44	3	97	16	0	18	1	0	0	0	0	0	0	0	135
18:45 - 18:59	1	70	17	0	19	0	0	0	0	0	0	0	0	107
19:00 - 19:14	0	99	12	0	19	0	0	0	0	0	0	0	0	130
19:15 - 19:29	1	72	8	0	19	0	0	0	0	0	0	0	0	100
19:30 - 19:44	2	77	2	0	11	0	0	0	0	0	0	0	0	92
19:45 - 19:59	0	56	9	0	10	0	0	0	0	0	0	0	0	75
20:00 - 20:14	0	50	10	0	15	0	0	0	0	0	0	0	0	75
20:15 - 20:29	1	71	9	0	11	0	0	0	0	0	0	0	0	92
20:30 - 20:44	1	59	5	0	8	0	0	0	0	0	0	0	0	73
20:45 - 20:59	0	49	9	0	4	0	0	0	0	0	0	0	0	62
21:00 - 21:14	1	38	7	0	8	0	0	0	2	0	0	0	0	56
21:15 - 21:29	0	44	8	0	10	0	0	0	0	0	0	0	0	62
21:30 - 21:44	0	41	10	0	8	0	0	0	0	0	0	0	0	59
21:45 - 21:59	0	44	8	0	2	0	0	0	0	0	0	0	0	54
22:00 - 22:14	1	19	1	0	3	0	0	0	0	0	0	0	0	24
22:15 - 22:29	0	14	2	0	0	0	0	0	0	0	0	0	0	16
22:30 - 22:44	1	16	2	0	2	0	0	0	0	0	0	0	0	21
22:45 - 22:59	0	13	2	0	1	0	0	0	0	0	0	0	0	16
23:00 - 23:14	0	17	0	0	0	0	0	0	0	0	0	0	0	17
23:15 - 23:29	0	9	1	0	0	0	0	0	0	0	0	0	0	10
23:30 - 23:44	0	12	2	0	0	0	0	0	0	0	0	0	0	14
23:45 - 23:59	0	5	2	0	0	0	0	0	0	0	0	0	0	7
Totals	60	6058	916	46	1115	17	16	28	10	2	0	0	27	8295
Percent of Total	0.7	73.0	11.0	0.6	13.4	0.2	0.2	0.3	0.1	0.0	0.0	0.0	0.3	100
Percent of AM	0.6	72.4	11.4	0.7	13.2	0.3	0.4	0.3	0.2	0.0	0.0	0.0	0.5	100
Percent of PM	0.8	73.4	10.8	0.5	13.6	0.2	0.1	0.3	0.1	0.0	0.0	0.0	0.2	100

Daily Total Classes Report

Study Date: Tuesday, 05/02/2023

Unit ID:

Location: Harrisville Road, West Location

Truck Summary:

Total Trucks: 1261 % Trucks: 15.2 AM % Trucks: 15.6 PM % Trucks: 15.0

Classification Scheme: FHWA (ID: 1)

#1	Motorcycles - 2 Axles	#6	Single Unit Truck - 3 Axles	#11	Multi-Unit - 5 Axles or Less
#2	Passenger Cars - 2 Axles	#7	Single Unit - 4 Axles	#12	Multi-Unit - 6 Axles
#3	Pickup Trucks, Vans - 2 Axles	#8	Single Unit - 4 Axles or Less	#13	Multi-Unit - 7 Axles or More
#4	Buses	#9	Double Unit - 5 Axles		
#5	Single Unit - 2 Axles, 6 Tires	#10	Double Unit - 6 Axles or More		

Daily Eastbound Speeds (MPH)

Study Date: Tuesday, 05/02/2023

Unit ID:

Location: Harrisville Road, West Location

Posted Speed: 35

	5-14	15-19	20-24	25-29	30-34	35-39	40-44	45-49	50-54	55-59	60-64	65-69	70-74	75-79	80-99	Total
00:00 - 00:14	0	0	0	0	3	2	1	0	0	0	0	0	0	0	0	6
00:15 - 00:29	0	0	0	0	3	1	0	0	0	0	0	0	0	0	0	4
00:30 - 00:44	0	0	0	0	7	24	18	5	0	0	0	0	0	0	0	54
00:45 - 00:59	0	0	0	1	2	8	3	0	0	0	0	0	0	0	0	14
01:00 - 01:14	0	0	0	1	2	3	1	0	0	0	0	1	0	0	0	8
01:15 - 01:29	0	0	0	0	1	5	2	0	0	0	0	0	0	0	0	8
01:30 - 01:44	0	0	0	1	0	4	2	0	0	0	0	0	0	0	0	7
01:45 - 01:59	0	0	0	0	1	2	3	0	0	0	0	0	0	0	0	6
02:00 - 02:14	0	1	0	0	3	7	8	0	0	0	0	0	0	0	0	19
02:15 - 02:29	0	0	0	1	0	4	1	1	0	0	0	0	0	0	0	7
02:30 - 02:44	0	0	0	0	3	4	2	0	0	0	0	0	0	0	0	9
02:45 - 02:59	0	0	0	0	0	4	1	1	0	0	0	0	0	0	0	6
03:00 - 03:14	0	0	0	0	2	3	1	0	0	0	0	0	0	0	0	6
03:15 - 03:29	0	0	0	0	0	3	0	0	0	0	0	0	0	0	0	3
03:30 - 03:44	0	0	0	0	1	1	1	0	0	0	0	0	0	0	0	3
03:45 - 03:59	0	0	0	0	0	0	2	1	0	0	0	0	0	0	0	3
04:00 - 04:14	0	0	0	0	0	0	0	0	0	0	0	0	0	0	0	0
04:15 - 04:29	0	0	0	0	1	0	0	2	0	0	0	0	0	0	0	3
04:30 - 04:44	0	0	1	1	0	1	0	0	0	0	0	0	0	0	0	3
04:45 - 04:59	0	0	0	1	1	3	0	0	0	0	0	0	0	0	0	5
05:00 - 05:14	0	0	0	2	2	3	1	0	0	0	0	0	0	0	0	8
05:15 - 05:29	0	0	0	0	3	8	8	0	0	0	0	0	0	0	0	19
05:30 - 05:44	1	0	0	0	5	10	0	0	0	0	0	0	0	0	0	16
05:45 - 05:59	0	0	0	1	0	8	3	0	1	0	0	0	0	0	0	13
06:00 - 06:14	0	0	0	0	2	12	3	1	0	0	0	0	0	0	0	18
06:15 - 06:29	0	0	0	0	2	6	5	0	0	0	0	0	0	0	0	13
06:30 - 06:44	0	0	1	0	8	13	7	1	0	0	0	0	0	0	0	30
06:45 - 06:59	0	0	0	1	6	19	14	2	0	0	0	0	0	0	0	42
07:00 - 07:14	0	0	0	1	6	27	13	2	0	0	0	0	0	0	0	49
07:15 - 07:29	1	1	1	3	10	8	6	1	0	0	0	0	0	0	0	31
07:30 - 07:44	0	0	0	3	11	16	9	0	0	0	0	0	0	0	0	39
07:45 - 07:59	0	0	0	3	8	30	14	2	0	0	0	0	0	0	0	57
08:00 - 08:14	0	0	0	1	10	32	11	5	0	0	0	0	0	0	0	59
08:15 - 08:29	0	0	0	2	7	23	12	3	1	0	0	0	0	0	1	49
08:30 - 08:44	0	0	0	0	6	21	12	3	0	0	0	0	0	0	0	42
08:45 - 08:59	0	0	2	3	10	17	13	0	0	0	0	0	0	0	0	45
09:00 - 09:14	0	0	2	1	9	16	4	0	0	0	0	0	0	0	0	32
09:15 - 09:29	0	0	2	1	7	17	11	4	0	0	0	0	0	0	0	42
09:30 - 09:44	0	0	0	0	11	16	7	1	0	0	0	0	0	0	0	35
09:45 - 09:59	0	1	0	1	6	20	5	1	0	0	0	0	0	0	0	34
10:00 - 10:14	0	0	0	0	6	17	7	0	1	0	0	0	0	0	0	31
10:15 - 10:29	0	0	1	0	6	22	8	1	0	0	0	0	0	0	0	38
10:30 - 10:44	0	0	0	1	12	14	7	0	0	0	0	0	0	0	0	34
10:45 - 10:59	0	0	0	1	17	24	16	0	0	0	0	0	0	0	0	58
11:00 - 11:14	0	0	0	1	3	17	19	1	0	0	0	0	0	0	0	41
11:15 - 11:29	0	0	0	1	8	25	9	0	0	0	0	0	0	0	0	43
11:30 - 11:44	0	0	0	3	14	23	15	4	0	0	0	0	0	0	0	59
11:45 - 11:59	0	0	0	1	5	28	13	1	1	0	0	0	0	0	0	49
12:00 - 12:14	0	0	1	4	11	35	23	2	0	0	0	0	0	0	0	76
12:15 - 12:29	0	0	1	0	10	26	13	2	0	0	0	0	0	0	0	52
12:30 - 12:44	0	0	1	1	7	22	20	5	0	0	0	0	0	0	0	56

Daily Eastbound Speeds (MPH)

Study Date: Tuesday, 05/02/2023

Unit ID:

Location: Harrisville Road, West Location

Posted Speed: 35

	5-14	15-19	20-24	25-29	30-34	35-39	40-44	45-49	50-54	55-59	60-64	65-69	70-74	75-79	80-99	Total
12:45 - 12:59	0	0	0	0	7	27	5	2	0	0	0	0	1	0	0	42
13:00 - 13:14	0	0	1	3	10	16	9	2	0	0	0	0	0	0	0	41
13:15 - 13:29	0	1	0	3	23	21	6	1	0	0	0	0	0	0	0	55
13:30 - 13:44	0	0	1	0	15	19	9	1	0	0	0	0	0	0	0	45
13:45 - 13:59	0	0	0	1	8	28	13	5	0	0	0	0	0	0	0	55
14:00 - 14:14	0	0	0	0	10	42	13	1	0	0	0	0	0	0	0	66
14:15 - 14:29	0	0	0	3	11	26	23	2	0	0	0	0	0	0	0	65
14:30 - 14:44	0	0	0	2	19	47	27	5	0	1	0	0	0	0	0	101
14:45 - 14:59	0	0	3	6	12	46	16	1	0	0	0	0	0	0	0	84
15:00 - 15:14	0	0	0	5	12	64	50	5	0	0	0	0	0	0	0	136
15:15 - 15:29	0	0	1	1	8	63	45	5	1	0	0	0	0	0	0	124
15:30 - 15:44	0	0	0	6	29	90	44	5	0	0	0	0	0	0	0	174
15:45 - 15:59	0	1	0	7	21	81	47	4	0	0	0	0	0	0	0	161
16:00 - 16:14	0	0	0	2	20	60	40	6	0	0	0	0	0	0	0	128
16:15 - 16:29	0	0	0	0	9	56	36	6	0	0	0	0	0	0	0	107
16:30 - 16:44	0	0	0	1	12	75	38	6	1	0	0	0	0	0	0	133
16:45 - 16:59	0	0	0	0	12	53	55	5	0	0	0	0	0	0	0	125
17:00 - 17:14	0	0	0	3	17	63	39	4	0	0	0	0	0	0	0	126
17:15 - 17:29	0	0	0	2	17	63	48	8	0	1	0	0	0	0	0	139
17:30 - 17:44	0	0	1	2	10	60	43	10	0	0	0	0	0	0	0	126
17:45 - 17:59	0	0	0	1	13	56	37	2	0	0	0	0	0	0	1	110
18:00 - 18:14	0	0	0	1	9	33	25	6	0	0	0	0	0	0	1	75
18:15 - 18:29	0	0	0	3	14	35	25	4	0	0	0	0	0	0	0	81
18:30 - 18:44	1	0	1	2	12	29	29	2	0	0	0	0	0	0	0	76
18:45 - 18:59	0	0	0	1	9	37	20	3	2	0	0	0	0	0	0	72
19:00 - 19:14	0	0	0	1	9	47	30	3	0	0	0	0	0	1	0	91
19:15 - 19:29	0	0	0	2	10	19	18	3	1	0	0	0	0	0	0	53
19:30 - 19:44	0	0	0	0	5	23	19	2	1	1	0	0	0	0	0	51
19:45 - 19:59	0	0	0	2	5	23	13	0	0	0	0	0	0	0	0	43
20:00 - 20:14	0	0	0	2	3	23	12	5	0	0	0	0	0	0	0	45
20:15 - 20:29	0	0	0	2	9	28	16	2	0	0	0	0	0	0	0	57
20:30 - 20:44	0	0	0	1	4	21	12	0	1	0	0	0	0	0	0	39
20:45 - 20:59	0	1	1	2	8	18	4	3	0	0	0	0	0	0	0	37
21:00 - 21:14	0	0	2	1	2	17	8	0	0	0	0	0	0	1	0	31
21:15 - 21:29	0	0	1	1	6	13	5	1	0	0	0	0	0	0	0	27
21:30 - 21:44	0	1	0	2	10	8	2	2	0	0	0	0	0	0	0	25
21:45 - 21:59	0	0	0	2	8	12	4	0	0	0	0	0	0	0	0	26
22:00 - 22:14	0	0	0	0	0	5	5	0	0	0	0	0	0	0	0	10
22:15 - 22:29	0	0	0	0	1	7	3	0	0	0	0	0	0	0	0	11
22:30 - 22:44	0	0	0	0	4	4	3	1	0	0	0	0	0	0	0	12
22:45 - 22:59	0	0	0	0	3	6	1	0	0	0	0	0	0	0	0	10
23:00 - 23:14	0	0	0	0	4	6	1	1	0	0	0	0	0	0	0	12
23:15 - 23:29	0	0	0	0	1	3	5	0	0	0	0	0	0	0	0	9
23:30 - 23:44	0	0	0	1	1	3	6	1	0	0	0	0	0	0	0	12
23:45 - 23:59	0	0	0	0	0	2	3	1	0	0	0	0	0	0	0	6
Totals	3	7	25	116	690	2132	1266	178	11	3	0	1	1	2	3	4438
Percent of Total	0.1	0.2	0.6	2.6	15.5	48.0	28.5	4.0	0.2	0.1	0.0	0.0	0.0	0.0	0.1	100
Percent of AM	0.2	0.3	0.8	3.1	19.2	47.6	24.8	3.6	0.3	0.0	0.0	0.1	0.0	0.0	0.1	100
Percent of PM	0.0	0.1	0.5	2.4	14.2	48.2	29.9	4.2	0.2	0.1	0.0	0.0	0.0	0.1	0.1	100

Daily Eastbound Speeds (MPH)

Study Date: Tuesday, 05/02/2023

Unit ID:

Location: Harrisville Road, West Location

Posted Speed: 35

Standard Deviation:	5.0 MPH	Ten Mile Pace:	35 to 44 MPH	85th Percentile:	43.2 MPH
Mean Speed:	38.3 MPH	Percent in Ten Mile Pace:	76.6%	15th Percentile:	33.7 MPH
Median Speed:	38.2 MPH			90th Percentile:	44.0 MPH
Modal Speed:	37.5 MPH			95th Percentile:	44.9 MPH

Daily Westbound Speeds (MPH)

Study Date: Tuesday, 05/02/2023

Unit ID:

Location: Harrisville Road, West Location

Posted Speed: 35

	5-14	15-19	20-24	25-29	30-34	35-39	40-44	45-49	50-54	55-59	60-64	65-69	70-74	75-79	80-99	Total
00:00 - 00:14	0	0	0	0	0	0	1	0	0	0	0	0	0	0	0	1
00:15 - 00:29	0	0	0	0	2	3	0	0	0	0	0	0	0	0	0	5
00:30 - 00:44	0	0	0	0	0	1	3	0	0	0	0	0	0	0	0	4
00:45 - 00:59	0	0	0	0	0	2	0	0	0	0	0	0	0	0	0	2
01:00 - 01:14	0	0	0	1	2	1	0	0	0	0	0	0	0	0	0	4
01:15 - 01:29	0	0	0	0	1	0	0	0	0	0	0	0	0	0	0	1
01:30 - 01:44	0	0	0	0	1	1	0	0	0	0	0	0	0	0	0	2
01:45 - 01:59	0	0	0	1	0	2	1	0	0	0	0	0	0	0	0	4
02:00 - 02:14	0	0	0	0	3	0	0	0	0	0	0	0	0	0	0	3
02:15 - 02:29	0	0	0	0	1	0	0	0	0	0	0	0	0	0	0	1
02:30 - 02:44	0	0	0	0	1	0	1	0	0	0	0	0	0	0	0	2
02:45 - 02:59	0	0	0	0	1	1	1	0	0	0	0	0	0	0	0	3
03:00 - 03:14	0	0	0	0	0	1	1	0	0	0	0	0	0	0	0	2
03:15 - 03:29	0	0	0	0	1	2	1	0	0	0	0	0	0	0	0	4
03:30 - 03:44	0	0	0	0	2	1	1	0	0	0	0	0	0	0	0	4
03:45 - 03:59	0	0	0	0	2	3	1	1	0	0	0	0	0	0	0	7
04:00 - 04:14	0	0	0	1	4	6	5	1	0	0	0	0	0	0	0	17
04:15 - 04:29	0	0	0	0	6	16	7	1	0	0	0	0	0	0	0	30
04:30 - 04:44	0	0	0	0	7	26	9	2	0	0	0	0	0	0	0	44
04:45 - 04:59	0	0	0	0	7	48	9	1	0	0	0	0	0	0	0	65
05:00 - 05:14	0	1	0	1	10	22	7	0	1	0	0	0	0	0	0	42
05:15 - 05:29	0	0	0	2	7	28	9	1	0	0	0	0	0	0	0	47
05:30 - 05:44	0	0	0	1	19	45	16	2	0	0	0	0	0	0	0	83
05:45 - 05:59	0	0	0	1	21	47	11	4	0	0	0	0	0	0	0	84
06:00 - 06:14	0	0	0	1	12	43	11	2	0	0	0	0	0	0	0	69
06:15 - 06:29	0	0	0	0	19	53	13	1	0	0	0	0	0	0	0	86
06:30 - 06:44	0	0	0	0	17	62	12	0	0	0	0	0	0	0	0	91
06:45 - 06:59	0	0	0	0	17	43	15	5	0	0	0	0	0	0	0	80
07:00 - 07:14	0	0	1	1	7	40	14	3	0	0	0	0	0	0	0	66
07:15 - 07:29	1	0	1	5	20	23	7	3	0	0	0	0	0	0	0	60
07:30 - 07:44	0	0	0	0	23	43	7	1	1	0	0	0	0	0	0	75
07:45 - 07:59	0	0	0	2	20	63	18	1	0	0	0	0	0	0	0	104
08:00 - 08:14	1	3	2	4	21	39	18	1	0	0	0	0	0	0	0	89
08:15 - 08:29	0	0	1	2	27	38	7	2	0	0	0	0	0	0	0	77
08:30 - 08:44	0	0	0	2	9	27	19	4	1	0	0	0	0	0	0	62
08:45 - 08:59	0	0	0	0	4	22	6	3	0	0	0	0	0	0	0	35
09:00 - 09:14	0	0	0	0	1	14	7	3	0	0	0	0	0	0	0	25
09:15 - 09:29	0	0	0	1	5	18	10	0	1	0	0	0	0	0	0	35
09:30 - 09:44	0	0	0	0	0	22	11	1	0	0	0	0	0	0	0	34
09:45 - 09:59	0	2	0	0	4	24	7	1	0	0	0	0	0	0	0	38
10:00 - 10:14	0	0	1	1	7	15	6	2	2	0	0	0	0	0	0	34
10:15 - 10:29	0	0	0	0	3	12	11	0	0	0	0	0	0	0	0	26
10:30 - 10:44	0	0	0	2	9	18	1	1	0	0	0	0	0	0	0	31
10:45 - 10:59	0	0	0	2	8	15	5	1	0	0	0	0	0	0	1	32
11:00 - 11:14	0	0	0	0	4	24	11	3	0	0	0	0	0	0	0	42
11:15 - 11:29	0	2	0	1	17	17	12	3	0	0	0	0	0	0	0	52
11:30 - 11:44	0	0	0	0	8	16	19	2	0	0	0	0	0	0	0	45
11:45 - 11:59	0	0	0	1	12	26	7	0	0	0	0	0	0	0	0	46
12:00 - 12:14	1	0	0	2	4	34	7	2	0	0	0	0	0	0	0	50
12:15 - 12:29	0	0	0	0	4	26	18	2	0	0	0	0	0	0	0	50
12:30 - 12:44	0	0	0	3	15	24	11	1	0	0	0	0	0	0	0	54

Daily Westbound Speeds (MPH)

Study Date: Tuesday, 05/02/2023

Unit ID:

Location: Harrisville Road, West Location

Posted Speed: 35

	5-14	15-19	20-24	25-29	30-34	35-39	40-44	45-49	50-54	55-59	60-64	65-69	70-74	75-79	80-99	Total
12:45 - 12:59	0	0	0	0	5	20	19	2	0	0	0	0	0	0	0	46
13:00 - 13:14	0	0	0	0	7	19	12	2	0	0	0	0	0	0	0	40
13:15 - 13:29	0	0	0	1	7	21	9	4	1	0	0	0	0	0	0	43
13:30 - 13:44	0	0	0	0	4	33	10	0	0	0	0	0	0	0	0	47
13:45 - 13:59	0	0	0	1	7	19	7	0	0	0	0	0	0	0	1	35
14:00 - 14:14	0	0	1	1	13	21	9	2	0	0	0	0	0	0	0	47
14:15 - 14:29	0	0	4	2	5	30	12	2	0	0	0	0	0	0	0	55
14:30 - 14:44	0	0	2	2	9	29	14	5	1	0	0	0	0	0	0	62
14:45 - 14:59	0	1	1	4	29	43	8	2	0	0	0	0	0	0	0	88
15:00 - 15:14	0	0	4	0	18	32	8	2	0	0	0	0	0	0	0	64
15:15 - 15:29	0	0	4	12	11	27	13	1	1	0	0	0	0	0	0	69
15:30 - 15:44	0	2	5	6	22	37	13	2	0	0	0	0	0	0	0	87
15:45 - 15:59	0	0	0	2	29	48	13	1	0	0	0	0	0	0	0	93
16:00 - 16:14	0	0	1	0	12	27	16	3	0	0	0	0	0	0	0	59
16:15 - 16:29	0	0	0	2	4	25	8	2	0	0	0	0	0	0	0	41
16:30 - 16:44	0	0	0	1	16	34	7	0	0	0	0	0	0	0	0	58
16:45 - 16:59	0	0	0	0	4	31	20	1	0	0	0	0	0	0	0	56
17:00 - 17:14	0	0	0	0	7	37	16	2	1	0	0	0	0	0	0	63
17:15 - 17:29	0	0	1	3	14	34	19	0	0	0	0	0	0	0	0	71
17:30 - 17:44	0	0	0	0	13	48	9	1	0	0	0	0	0	0	0	71
17:45 - 17:59	0	0	1	0	5	31	12	0	0	0	0	0	0	0	0	49
18:00 - 18:14	0	0	0	0	6	31	21	0	0	0	0	0	0	0	0	58
18:15 - 18:29	0	0	0	1	7	40	13	2	0	0	0	0	0	0	0	63
18:30 - 18:44	0	0	0	2	13	30	10	4	0	0	0	0	0	0	0	59
18:45 - 18:59	0	0	0	2	4	19	8	2	0	0	0	0	0	0	0	35
19:00 - 19:14	0	0	0	1	4	20	13	1	0	0	0	0	0	0	0	39
19:15 - 19:29	0	0	0	1	6	24	15	1	0	0	0	0	0	0	0	47
19:30 - 19:44	0	0	0	0	11	24	2	4	0	0	0	0	0	0	0	41
19:45 - 19:59	0	0	0	2	10	14	5	1	0	0	0	0	0	0	0	32
20:00 - 20:14	0	0	0	0	3	19	5	3	0	0	0	0	0	0	0	30
20:15 - 20:29	0	0	0	2	6	19	8	0	0	0	0	0	0	0	0	35
20:30 - 20:44	0	0	0	1	11	14	8	0	0	0	0	0	0	0	0	34
20:45 - 20:59	0	0	0	3	8	10	4	0	0	0	0	0	0	0	0	25
21:00 - 21:14	0	1	2	4	5	8	4	1	0	0	0	0	0	0	0	25
21:15 - 21:29	0	0	0	3	13	12	6	1	0	0	0	0	0	0	0	35
21:30 - 21:44	0	1	0	2	9	16	6	0	0	0	0	0	0	0	0	34
21:45 - 21:59	0	0	0	3	10	10	4	0	1	0	0	0	0	0	0	28
22:00 - 22:14	0	0	0	1	5	5	3	0	0	0	0	0	0	0	0	14
22:15 - 22:29	0	0	0	0	4	1	0	0	0	0	0	0	0	0	0	5
22:30 - 22:44	0	0	0	2	2	4	1	0	0	0	0	0	0	0	0	9
22:45 - 22:59	0	0	0	1	2	3	0	0	0	0	0	0	0	0	0	6
23:00 - 23:14	0	0	0	1	0	1	3	0	0	0	0	0	0	0	0	5
23:15 - 23:29	0	0	0	0	0	1	0	0	0	0	0	0	0	0	0	1
23:30 - 23:44	0	0	0	0	0	1	1	0	0	0	0	0	0	0	0	2
23:45 - 23:59	0	0	0	0	0	1	0	0	0	0	0	0	0	0	0	1
Totals	3	13	32	107	775	2030	768	115	11	0	0	0	0	0	2	3856
Percent of Total	0.1	0.3	0.8	2.8	20.1	52.6	19.9	3.0	0.3	0.0	0.0	0.0	0.0	0.0	0.1	100
Percent of AM	0.1	0.4	0.3	1.8	20.7	54.2	18.8	3.1	0.3	0.0	0.0	0.0	0.0	0.0	0.1	100
Percent of PM	0.0	0.2	1.3	3.6	19.6	51.3	20.9	2.9	0.2	0.0	0.0	0.0	0.0	0.0	0.0	100

Daily Westbound Speeds (MPH)

Study Date: Tuesday, 05/02/2023

Unit ID:

Location: Harrisville Road, West Location

Posted Speed: 35

Standard Deviation:	4.9 MPH	Ten Mile Pace:	30 to 39 MPH	85th Percentile:	42.1 MPH
Mean Speed:	37.4 MPH	Percent in Ten Mile Pace:	72.7%	15th Percentile:	32.7 MPH
Median Speed:	37.5 MPH			90th Percentile:	43.3 MPH
Modal Speed:	37.5 MPH			95th Percentile:	44.6 MPH

Daily Total Speeds (MPH)

Study Date: Tuesday, 05/02/2023

Unit ID:

Location: Harrisville Road, West Location

Posted Speed: 35

	5-14	15-19	20-24	25-29	30-34	35-39	40-44	45-49	50-54	55-59	60-64	65-69	70-74	75-79	80-99	Total
00:00 - 00:14	0	0	0	0	3	2	2	0	0	0	0	0	0	0	0	7
00:15 - 00:29	0	0	0	0	5	4	0	0	0	0	0	0	0	0	0	9
00:30 - 00:44	0	0	0	0	7	25	21	5	0	0	0	0	0	0	0	58
00:45 - 00:59	0	0	0	1	2	10	3	0	0	0	0	0	0	0	0	16
01:00 - 01:14	0	0	0	2	4	4	1	0	0	0	0	1	0	0	0	12
01:15 - 01:29	0	0	0	0	2	5	2	0	0	0	0	0	0	0	0	9
01:30 - 01:44	0	0	0	1	1	5	2	0	0	0	0	0	0	0	0	9
01:45 - 01:59	0	0	0	1	1	4	4	0	0	0	0	0	0	0	0	10
02:00 - 02:14	0	1	0	0	6	7	8	0	0	0	0	0	0	0	0	22
02:15 - 02:29	0	0	0	1	1	4	1	1	0	0	0	0	0	0	0	8
02:30 - 02:44	0	0	0	0	4	4	3	0	0	0	0	0	0	0	0	11
02:45 - 02:59	0	0	0	0	1	5	2	1	0	0	0	0	0	0	0	9
03:00 - 03:14	0	0	0	0	2	4	2	0	0	0	0	0	0	0	0	8
03:15 - 03:29	0	0	0	0	1	5	1	0	0	0	0	0	0	0	0	7
03:30 - 03:44	0	0	0	0	3	2	2	0	0	0	0	0	0	0	0	7
03:45 - 03:59	0	0	0	0	2	3	3	2	0	0	0	0	0	0	0	10
04:00 - 04:14	0	0	0	1	4	6	5	1	0	0	0	0	0	0	0	17
04:15 - 04:29	0	0	0	0	7	16	7	3	0	0	0	0	0	0	0	33
04:30 - 04:44	0	0	1	1	7	27	9	2	0	0	0	0	0	0	0	47
04:45 - 04:59	0	0	0	1	8	51	9	1	0	0	0	0	0	0	0	70
05:00 - 05:14	0	1	0	3	12	25	8	0	1	0	0	0	0	0	0	50
05:15 - 05:29	0	0	0	2	10	36	17	1	0	0	0	0	0	0	0	66
05:30 - 05:44	1	0	0	1	24	55	16	2	0	0	0	0	0	0	0	99
05:45 - 05:59	0	0	0	2	21	55	14	4	1	0	0	0	0	0	0	97
06:00 - 06:14	0	0	0	1	14	55	14	3	0	0	0	0	0	0	0	87
06:15 - 06:29	0	0	0	0	21	59	18	1	0	0	0	0	0	0	0	99
06:30 - 06:44	0	0	1	0	25	75	19	1	0	0	0	0	0	0	0	121
06:45 - 06:59	0	0	0	1	23	62	29	7	0	0	0	0	0	0	0	122
07:00 - 07:14	0	0	1	2	13	67	27	5	0	0	0	0	0	0	0	115
07:15 - 07:29	2	1	2	8	30	31	13	4	0	0	0	0	0	0	0	91
07:30 - 07:44	0	0	0	3	34	59	16	1	1	0	0	0	0	0	0	114
07:45 - 07:59	0	0	0	5	28	93	32	3	0	0	0	0	0	0	0	161
08:00 - 08:14	1	3	2	5	31	71	29	6	0	0	0	0	0	0	0	148
08:15 - 08:29	0	0	1	4	34	61	19	5	1	0	0	0	0	0	1	126
08:30 - 08:44	0	0	0	2	15	48	31	7	1	0	0	0	0	0	0	104
08:45 - 08:59	0	0	2	3	14	39	19	3	0	0	0	0	0	0	0	80
09:00 - 09:14	0	0	2	1	10	30	11	3	0	0	0	0	0	0	0	57
09:15 - 09:29	0	0	2	2	12	35	21	4	1	0	0	0	0	0	0	77
09:30 - 09:44	0	0	0	0	11	38	18	2	0	0	0	0	0	0	0	69
09:45 - 09:59	0	3	0	1	10	44	12	2	0	0	0	0	0	0	0	72
10:00 - 10:14	0	0	1	1	13	32	13	2	3	0	0	0	0	0	0	65
10:15 - 10:29	0	0	1	0	9	34	19	1	0	0	0	0	0	0	0	64
10:30 - 10:44	0	0	0	3	21	32	8	1	0	0	0	0	0	0	0	65
10:45 - 10:59	0	0	0	3	25	39	21	1	0	0	0	0	0	0	1	90
11:00 - 11:14	0	0	0	1	7	41	30	4	0	0	0	0	0	0	0	83
11:15 - 11:29	0	2	0	2	25	42	21	3	0	0	0	0	0	0	0	95
11:30 - 11:44	0	0	0	3	22	39	34	6	0	0	0	0	0	0	0	104
11:45 - 11:59	0	0	0	2	17	54	20	1	1	0	0	0	0	0	0	95
12:00 - 12:14	1	0	1	6	15	69	30	4	0	0	0	0	0	0	0	126
12:15 - 12:29	0	0	1	0	14	52	31	4	0	0	0	0	0	0	0	102
12:30 - 12:44	0	0	1	4	22	46	31	6	0	0	0	0	0	0	0	110

Daily Total Speeds (MPH)

Study Date: Tuesday, 05/02/2023

Unit ID:

Location: Harrisville Road, West Location

Posted Speed: 35

	5-14	15-19	20-24	25-29	30-34	35-39	40-44	45-49	50-54	55-59	60-64	65-69	70-74	75-79	80-99	Total
12:45 - 12:59	0	0	0	0	12	47	24	4	0	0	0	0	1	0	0	88
13:00 - 13:14	0	0	1	3	17	35	21	4	0	0	0	0	0	0	0	81
13:15 - 13:29	0	1	0	4	30	42	15	5	1	0	0	0	0	0	0	98
13:30 - 13:44	0	0	1	0	19	52	19	1	0	0	0	0	0	0	0	92
13:45 - 13:59	0	0	0	2	15	47	20	5	0	0	0	0	0	0	1	90
14:00 - 14:14	0	0	1	1	23	63	22	3	0	0	0	0	0	0	0	113
14:15 - 14:29	0	0	4	5	16	56	35	4	0	0	0	0	0	0	0	120
14:30 - 14:44	0	0	2	4	28	76	41	10	1	1	0	0	0	0	0	163
14:45 - 14:59	0	1	4	10	41	89	24	3	0	0	0	0	0	0	0	172
15:00 - 15:14	0	0	4	5	30	96	58	7	0	0	0	0	0	0	0	200
15:15 - 15:29	0	0	5	13	19	90	58	6	2	0	0	0	0	0	0	193
15:30 - 15:44	0	2	5	12	51	127	57	7	0	0	0	0	0	0	0	261
15:45 - 15:59	0	1	0	9	50	129	60	5	0	0	0	0	0	0	0	254
16:00 - 16:14	0	0	1	2	32	87	56	9	0	0	0	0	0	0	0	187
16:15 - 16:29	0	0	0	2	13	81	44	8	0	0	0	0	0	0	0	148
16:30 - 16:44	0	0	0	2	28	109	45	6	1	0	0	0	0	0	0	191
16:45 - 16:59	0	0	0	0	16	84	75	6	0	0	0	0	0	0	0	181
17:00 - 17:14	0	0	0	3	24	100	55	6	1	0	0	0	0	0	0	189
17:15 - 17:29	0	0	1	5	31	97	67	8	0	1	0	0	0	0	0	210
17:30 - 17:44	0	0	1	2	23	108	52	11	0	0	0	0	0	0	0	197
17:45 - 17:59	0	0	1	1	18	87	49	2	0	0	0	0	0	0	1	159
18:00 - 18:14	0	0	0	1	15	64	46	6	0	0	0	0	0	0	1	133
18:15 - 18:29	0	0	0	4	21	75	38	6	0	0	0	0	0	0	0	144
18:30 - 18:44	1	0	1	4	25	59	39	6	0	0	0	0	0	0	0	135
18:45 - 18:59	0	0	0	3	13	56	28	5	2	0	0	0	0	0	0	107
19:00 - 19:14	0	0	0	2	13	67	43	4	0	0	0	0	0	1	0	130
19:15 - 19:29	0	0	0	3	16	43	33	4	1	0	0	0	0	0	0	100
19:30 - 19:44	0	0	0	0	16	47	21	6	1	1	0	0	0	0	0	92
19:45 - 19:59	0	0	0	4	15	37	18	1	0	0	0	0	0	0	0	75
20:00 - 20:14	0	0	0	2	6	42	17	8	0	0	0	0	0	0	0	75
20:15 - 20:29	0	0	0	4	15	47	24	2	0	0	0	0	0	0	0	92
20:30 - 20:44	0	0	0	2	15	35	20	0	1	0	0	0	0	0	0	73
20:45 - 20:59	0	1	1	5	16	28	8	3	0	0	0	0	0	0	0	62
21:00 - 21:14	0	1	4	5	7	25	12	1	0	0	0	0	0	1	0	56
21:15 - 21:29	0	0	1	4	19	25	11	2	0	0	0	0	0	0	0	62
21:30 - 21:44	0	2	0	4	19	24	8	2	0	0	0	0	0	0	0	59
21:45 - 21:59	0	0	0	5	18	22	8	0	1	0	0	0	0	0	0	54
22:00 - 22:14	0	0	0	1	5	10	8	0	0	0	0	0	0	0	0	24
22:15 - 22:29	0	0	0	0	5	8	3	0	0	0	0	0	0	0	0	16
22:30 - 22:44	0	0	0	2	6	8	4	1	0	0	0	0	0	0	0	21
22:45 - 22:59	0	0	0	1	5	9	1	0	0	0	0	0	0	0	0	16
23:00 - 23:14	0	0	0	1	4	7	4	1	0	0	0	0	0	0	0	17
23:15 - 23:29	0	0	0	0	1	4	5	0	0	0	0	0	0	0	0	10
23:30 - 23:44	0	0	0	1	1	4	7	1	0	0	0	0	0	0	0	14
23:45 - 23:59	0	0	0	0	0	3	3	1	0	0	0	0	0	0	0	7
Totals	6	20	57	223	1465	4162	2034	293	22	3	0	1	1	2	5	8294
Percent of Total	0.1	0.2	0.7	2.7	17.7	50.2	24.5	3.5	0.3	0.0	0.0	0.0	0.0	0.0	0.1	100
Percent of AM	0.1	0.4	0.5	2.3	20.1	51.6	21.2	3.3	0.3	0.0	0.0	0.0	0.0	0.0	0.1	100
Percent of PM	0.0	0.2	0.8	2.9	16.3	49.4	26.4	3.7	0.2	0.1	0.0	0.0	0.0	0.0	0.1	100

Daily Total Speeds (MPH)

Study Date: Tuesday, 05/02/2023

Unit ID:

Location: Harrisville Road, West Location

Posted Speed: 35

Standard Deviation:	5.0 MPH	Ten Mile Pace:	35 to 44 MPH	85th Percentile:	42.7 MPH
Mean Speed:	37.9 MPH	Percent in Ten Mile Pace:	74.7%	15th Percentile:	33.2 MPH
Median Speed:	37.9 MPH			90th Percentile:	43.8 MPH
Modal Speed:	37.5 MPH			95th Percentile:	44.8 MPH

B. PROJECT COST ESTIMATES



ENGINEER'S ESTIMATE (2023 COSTS)
150 East: 1400 North to 1700 North

BID ITEMS

GENERAL

Description	Quantity	Unit	Unit Price	Amount
Mobilization	1	lump	9.50%	\$42,900.00
Public Information Services	1	lump	1.00%	\$4,600.00
Traffic Control	1	lump	2.00%	\$9,100.00
Survey	1	lump	2.00%	\$9,100.00
				\$65,700.00

ROADWAY

Description	Quantity	Unit	Unit Price	Amount
Remove Concrete Curb and Gutter	0	ft	\$ 12.00	\$0.00
Remove Concrete Sidewalk	0	sq yd	\$ 28.00	\$0.00
Roadway Excavation (Plan Quantity)	710	cu yd	\$ 24.00	\$17,038.52
Granular Borrow (Plan Quantity)	1,383	cu yd	\$ 35.00	\$48,415.50
Untreated Base Course	1,569	Ton	\$ 40.00	\$62,760.83
Remove Concrete Driveway	0	sq yd	\$ 28.00	\$0.00
HMA - 1/2 inch	426	Ton	\$ 130.00	\$55,343.93
Pavement Marking Paint	20	gal	\$ 80.00	\$1,600.00
Pavement Message (Preformed Thermoplastic)	4	Each	\$ 250.00	\$1,000.00
Concrete Curb and Gutter Type B1	1,166	ft	\$ 35.00	\$40,810.00
Perpendicular/Parallel Pedestrian Access Ramp	12	Each	\$ 4,000.00	\$48,000.00
Concrete Sidewalk	5,830	sq ft	\$ 9.00	\$52,470.00
				\$327,438.78

DRAINAGE & IRRIGATION

Description	Quantity	Unit	Unit Price	Amount
24 Inch Irrigation HDPE Pipe	562	ft	\$ 125.00	\$70,250.00
Concrete Drainage Structure 3 ft to 5 ft Deep - CB 9	2	Each	\$ 5,000.00	\$10,000.00
Rectangular Grate And Frame (Bicycle Safe Grating) - GF 3	2	Each	\$ 2,000.00	\$4,000.00
				\$84,250.00

SIGNAL SYSTEM

Description	Quantity	Unit	Unit Price	Amount
		lump		\$0.00
				\$0.00

UTILITIES

Description	Quantity	Unit	Unit Price	Amount
Utility Contingency (assume minimal utilities since it is a green field road)	1	lump	\$10,000.00	\$10,000.00
Street Lighting (spaced every 200')	3	Each	\$8,000.00	\$24,000.00
				\$34,000.00

LANDSCAPING				
Description	Quantity	Unit	Unit Price	Amount
Landscaping	1	Lump	\$5,000.00	\$5,000.00
				\$5,000.00
Structures				
Description	Quantity	Unit	Unit Price	Amount
				\$0.00
			BID ITEMS \$	\$516,388.78
			Contingency (30%) \$	\$154,916.63
			BID ITEMS TOTAL \$	\$671,305.41
NON-BID ITEMS				
Description	Quantity	Unit	Unit Price	Amount
Right of Way (assuming full roadway area to 1' behind walk)	31,800	sq ft	\$5.00	\$159,000.00
Assuming 5' wide construction easement required for length of project	5,300	sq ft	\$2.00	\$10,600.00
				\$169,600.00
Description	Quantity	Unit	Unit Price	Amount
Design Engineering (10% of Bid Items)	1	lump	\$67,130.54	\$67,130.54
				\$67,130.54
Description	Quantity	Unit	Unit Price	Amount
Construction Management (10% of Bid Items)	1	lump	\$67,130.54	\$67,130.54
				\$67,130.54
			BID ITEMS TOTAL \$	\$671,305.41
			NON-BID ITEMS TOTAL \$	\$303,861.08
			GRAND TOTAL \$	\$975,166.49

ENGINEER'S ESTIMATE (2023 COSTS)
1750 North: US-89 to 750 West

BID ITEMS

GENERAL

Description	Quantity	Unit	Unit Price	Amount
Mobilization	1	lump	9.50%	\$118,500.00
Public Information Services	1	lump	1.00%	\$12,500.00
Traffic Control	1	lump	2.00%	\$25,000.00
Survey	1	lump	2.00%	\$25,000.00
				\$181,000.00

ROADWAY

Description	Quantity	Unit	Unit Price	Amount
Remove Concrete Curb and Gutter	0	ft	\$ 12.00	\$0.00
Remove Concrete Sidewalk	0	sq yd	\$ 28.00	\$0.00
Roadway Excavation (Plan Quantity)	1,915	cu yd	\$ 24.00	\$45,971.85
Granular Borrow (Plan Quantity)	3,732	cu yd	\$ 35.00	\$130,630.50
Untreated Base Course	1,866	Ton	\$ 40.00	\$74,646.00
Remove Concrete Driveway	0	sq yd	\$ 28.00	\$0.00
HMA - 1/2 inch	1,149	Ton	\$ 130.00	\$149,324.18
Pavement Marking Paint	20	gal	\$ 80.00	\$1,600.00
Pavement Message (Preformed Thermoplastic)	4	Each	\$ 250.00	\$1,000.00
Concrete Curb and Gutter Type B1	3,146	ft	\$ 35.00	\$110,110.00
Perpendicular/Parallel Pedestrian Access Ramp	12	Each	\$ 4,000.00	\$48,000.00
Concrete Sidewalk	15,730	sq ft	\$ 9.00	\$141,570.00
				\$702,852.53

DRAINAGE & IRRIGATION

Description	Quantity	Unit	Unit Price	Amount
24 Inch Irrigation HDPE Pipe	1516	ft	\$ 125.00	\$189,500.00
Concrete Drainage Structure 3 ft to 5 ft Deep - CB 9	5	Each	\$ 5,000.00	\$25,000.00
Rectangular Grate And Frame (Bicycle Safe Grating) - GF 3	5	Each	\$ 2,000.00	\$10,000.00
				\$224,500.00

SIGNAL SYSTEM


Description	Quantity	Unit	Unit Price	Amount
None		lump		\$0.00
				\$0.00

UTILITIES

Description	Quantity	Unit	Unit Price	Amount
Utility Contingency (assume minimal utilities since it is a green field road)	1	lump	\$50,000.00	\$50,000.00
Street Lighting (spaced every 200')	8	Each	\$8,000.00	\$64,000.00
				\$114,000.00

LANDSCAPING				
Description	Quantity	Unit	Unit Price	Amount
Landscaping	1	Lump	\$5,000.00	\$5,000.00
				\$5,000.00
Structures				
Description	Quantity	Unit	Unit Price	Amount
Culvert crossing for canal near 750 West	1	Lump	\$200,000.00	\$200,000.00
				\$200,000.00
			BID ITEMS \$	\$1,427,352.53
			Contingency (30%) \$	\$428,205.76
			BID ITEMS TOTAL \$	\$1,855,558.28
NON-BID ITEMS				
Description	Quantity	Unit	Unit Price	Amount
Right of Way (assuming full roadway area to 1' behind walk)	85,800	sq ft	\$5.00	\$429,000.00
Assuming 5' wide construction easement required for length of project	14,300	sq ft	\$2.00	\$28,600.00
				\$457,600.00
Description	Quantity	Unit	Unit Price	Amount
Design Engineering (10% of Bid Items)	1	lump	\$185,555.83	\$185,555.83
				\$185,555.83
Description	Quantity	Unit	Unit Price	Amount
Construction Management (10% of Bid Items)	1	lump	\$185,555.83	\$185,555.83
				\$185,555.83
			BID ITEMS TOTAL \$	\$1,855,558.28
			NON-BID ITEMS TOTAL \$	\$828,711.66
			GRAND TOTAL \$	\$2,684,269.94

NOTE:
 Subtracted \$500,000 from the cost of roadway project #4 to account for the widening cost at intersection project A



ENGINEER'S ESTIMATE (2023 COSTS)

Larsen Lane: US-89 to SR-235

BID ITEMS

GENERAL

Description	Quantity	Unit	Unit Price	Amount
Mobilization	1	lump	9.50%	\$288,300.00
Public Information Services	1	lump	1.00%	\$30,400.00
Traffic Control	1	lump	2.00%	\$60,700.00
Survey	1	lump	2.00%	\$60,700.00
				\$440,100.00

ROADWAY

Description	Quantity	Unit	Unit Price	Amount
Remove Concrete Curb and Gutter	2,860	ft	\$ 12.00	\$34,320.00
Remove Concrete Sidewalk	1,589	sq yd	\$ 28.00	\$44,488.89
Roadway Excavation (Plan Quantity)	1,966	cu yd	\$ 24.00	\$47,185.19
Granular Borrow (Plan Quantity)	4,524	cu yd	\$ 35.00	\$158,340.00
Untreated Base Course	3,770	Ton	\$ 40.00	\$150,800.00
Remove Concrete Driveway	367	sq yd	\$ 28.00	\$10,266.67
HMA - 1/2 inch	1,392	Ton	\$ 130.00	\$180,999.00
Pavement Marking Paint	500	gal	\$ 80.00	\$40,000.00
Pavement Message (Preformed Thermoplastic)	40	Each	\$ 250.00	\$10,000.00
Concrete Curb and Gutter Type B1	2,860	ft	\$ 35.00	\$100,100.00
Perpendicular/Parallel Pedestrian Access Ramp	20	Each	\$ 4,000.00	\$80,000.00
Concrete Sidewalk	14,300	sq ft	\$ 9.00	\$128,700.00
Chip Seal Coat, Type II	24,266.67	sq yd	\$ 3.00	\$72,800.00
				\$1,057,999.74

DRAINAGE & IRRIGATION

Description	Quantity	Unit	Unit Price	Amount
24 Inch Irrigation HDPE Pipe	2756	ft	\$ 125.00	\$344,500.00
Concrete Drainage Structure 3 ft to 5 ft Deep - CB 9	9	Each	\$ 5,000.00	\$45,000.00
Rectangular Grate And Frame (Bicycle Safe Grating) - GF 3	9	Each	\$ 2,000.00	\$18,000.00
				\$407,500.00

SIGNAL SYSTEM

Description	Quantity	Unit	Unit Price	Amount
Signal modifications at US-89	1	Lump	\$350,000.00	\$350,000.00
Signal modifications at HWY 89	1	Lump	\$350,000.00	\$350,000.00
				\$700,000.00

UTILITIES

Description	Quantity	Unit	Unit Price	Amount
Utility Contingency (assume minimal utilities since it is a green field road)	1	lump	\$250,000.00	\$250,000.00
Street Lighting (spaced every 200')	13	Each	\$8,000.00	\$104,000.00
				\$354,000.00

LANDSCAPING				
Description	Quantity	Unit	Unit Price	Amount
Landscaping	1	Lump	\$15,000.00	\$15,000.00
				\$15,000.00
Structures				
Description	Quantity	Unit	Unit Price	Amount
Canal crossing near 375 East	1	Lump	\$500,000.00	\$500,000.00
				\$500,000.00
			BID ITEMS \$	\$3,474,599.74
			Contingency (30%) \$	\$1,042,379.92
			BID ITEMS TOTAL \$	\$4,516,979.66
NON-BID ITEMS				
Description	Quantity	Unit	Unit Price	Amount
Right of Way (assuming full roadway area to 1' behind walk)	62,400	sq ft	\$5.00	\$312,000.00
Assuming 5' wide construction easement required for length of project	26,000	sq ft	\$2.00	\$52,000.00
Assume full takes at 650,000 Each	10	lump	\$650,000.00	\$6,500,000.00
				\$6,864,000.00
Description	Quantity	Unit	Unit Price	Amount
Design Engineering (10% of Bid Items)	1	lump	\$451,697.97	\$451,697.97
				\$451,697.97
Description	Quantity	Unit	Unit Price	Amount
Construction Management (10% of Bid Items)	1	lump	\$451,697.97	\$451,697.97
				\$451,697.97
			BID ITEMS TOTAL \$	\$4,516,979.66
			NON-BID ITEMS TOTAL \$	\$7,767,395.93
			GRAND TOTAL \$	\$12,284,375.60

**ENGINEER'S ESTIMATE (2023 COSTS)
US-89 & 1750 North**

BID ITEMS

GENERAL

Description	Quantity	Unit	Unit Price	Amount
Mobilization	1	lump	9.50%	\$24,300.00
Public Information Services	1	lump	1.00%	\$2,600.00
Traffic Control	1	lump	2.00%	\$5,200.00
Survey	1	lump	2.00%	\$5,200.00
				\$37,300.00

ROADWAY

Description	Quantity	Unit	Unit Price	Amount
Remove Concrete Curb and Gutter		ft	\$ 12.00	\$0.00
Remove Concrete Sidewalk	0	sq yd	\$ 28.00	\$0.00
Roadway Excavation (Plan Quantity)	156	cu yd	\$ 24.00	\$3,733.33
Granular Borrow (Plan Quantity)	522	cu yd	\$ 35.00	\$18,270.00
Untreated Base Course	261	Ton	\$ 40.00	\$10,440.00
Remove Concrete Driveway	200	sq yd	\$ 28.00	\$5,600.00
HMA - 1/2 inch	161	Ton	\$ 130.00	\$20,884.50
Pavement Marking Paint	20	gal	\$ 80.00	\$1,600.00
Pavement Message (Preformed Thermoplastic)	8	Each	\$ 250.00	\$2,000.00
Concrete Curb and Gutter Type B1	600	ft	\$ 35.00	\$21,000.00
Perpendicular/Parallel Pedestrian Access Ramp	2	Each	\$ 4,000.00	\$8,000.00
Concrete Sidewalk	1,800	sq ft	\$ 9.00	\$16,200.00
				\$107,727.83

DRAINAGE & IRRIGATION

Description	Quantity	Unit	Unit Price	Amount
Concrete Drainage Structure 3 ft to 5 ft Deep - CB 9	2	Each	\$ 8,000.00	\$16,000.00
Rectangular Grate And Frame (Bicycle Safe Grating) - GF 3	1	Each	\$ 2,000.00	\$2,000.00
				\$18,000.00

SIGNAL SYSTEM

Description	Quantity	Unit	Unit Price	Amount
Signal upgrades	1	lump	\$100,000.00	\$100,000.00
				\$100,000.00

UTILITIES

Description	Quantity	Unit	Unit Price	Amount
Utility Contingency (assume minimal utilities since it is a green field road)	1	lump	\$25,000.00	\$25,000.00
				\$25,000.00

LANDSCAPING				
Description	Quantity	Unit	Unit Price	Amount
Landscaping	1	Lump	\$5,000.00	\$5,000.00
				\$5,000.00

Structures				
Description	Quantity	Unit	Unit Price	Amount
				\$0.00

BID ITEMS \$ \$293,027.83
Contingency (30%) \$ \$87,908.35
BID ITEMS TOTAL \$ \$380,936.18

NON-BID ITEMS				
Description	Quantity	Unit	Unit Price	Amount
Right of Way (assuming full roadway area to 1' behind walk)	7,200	sq ft	\$5.00	\$36,000.00
Assuming 5' wide construction easement required for length of project	3,000	sq ft	\$2.00	\$6,000.00
				\$42,000.00

Description	Quantity	Unit	Unit Price	Amount
Design Engineering (10% of Bid Items)	1	lump	\$38,093.62	\$38,093.62
				\$38,093.62

Description	Quantity	Unit	Unit Price	Amount
Construction Management (10% of Bid Items)	1	lump	\$38,093.62	\$38,093.62
				\$38,093.62

BID ITEMS TOTAL \$ \$380,936.18
NON-BID ITEMS TOTAL \$ \$118,187.24
GRAND TOTAL \$ \$499,123.42

NOTE:
 Subtracted \$500,000 from the cost of roadway project #4 to account for the widening cost at intersection project A

