

**HARRISVILLE CITY
RESOLUTION 23-18**

**A RESOLUTION APPROVING THE CANVASS OF THE
2023 HARRISVILLE CITY**

MUNICIPAL GENERAL ELECTION

WHEREAS, on November 21, 2023, the regular Municipal General Election was held;
and

WHEREAS, on December 6, 2023, the City Council convened as the Board of
Canvassers, to canvass the returns of the said Municipal General Election; and

WHEREAS, the City Council, during the canvass of the ballots, inspected the ballot
results by precinct including any absentee ballots received by Election Day; and

WHEREAS, the City Council has determined that the election and voting were
conducted in compliance with the law,

NOW, THEREFORE, be it resolved by the City Council of Harrisville City, Utah, as
follows:

Section 1: The City Council, as the official Board of Canvassers, hereby accepts and
approves the reports entitled “Election Summary Report” and “Statement of Votes Cast” for the
2023 Harrisville City Municipal General Election held on November 21, 2023.

Section 2: The following candidates are declared to have received the number of votes
indicated:

City Council Seat (4-year term)

Karen Taylor-Fawcett	667
W. Grover Wilhelmsen	649
Dan Gilboy	535
Blair A. Christensen	633

Section 3: The following candidates, having qualified by number of votes, are declared
elected as Council Members to serve a four-year term beginning in January 2024:

City Council Seats

Karen Taylor-Fawcett
W. Grover Wilhelmsen
Blair A. Christensen

Section 4: The City Recorder shall furnish a certified copy of this Resolution and copies of the Election Summary Report and Statement of Votes Cast to the Lieutenant Governor's Office on or before the third Friday following the Municipal General Election.

Effective Date.

This Resolution shall be effective immediately upon passage and adoption.

PASSED AND ADOPTED this 6th day of December, 2023.



MICHELLE TAIT, Mayor

ATTEST:



Jack Fogal, City Recorder



Roll Call Vote Tally	Yes	No
Grover Wilhelmsen	<input checked="" type="checkbox"/>	<input type="checkbox"/>
Steve Weiss	<input checked="" type="checkbox"/>	<input type="checkbox"/>
Blair Christensen	<input checked="" type="checkbox"/>	<input type="checkbox"/>
Max Jackson	<input checked="" type="checkbox"/>	<input type="checkbox"/>
Kenny Loveland	<input checked="" type="checkbox"/>	<input type="checkbox"/>

Canvass Info

Weber County Elections
 2023 Municipal General Election
 Tuesday, November 21, 2023

Summary of ballots mailed, returned, cast and counted
The information in this report is true and accurate as of 12/4/23

Harrisville City

Registered Voters 3,250
Voter Turnout 34.65%

Jack Fogal - City Recorder

Harrisville City Council At-Large	
Total number of votes given to each candidate	Attached; SUMMARY
KAREN TAYLOR-FAWCETT	
W. GROVER WILHELMSSEN	
DAN GILBOY	
BLAIR A. CHRISTENSEN	

Total number of votes cast	1,126
-----------------------------------	-------

Statistics	Quantity	Percentage
Number of ballots counted	1,126	34%
Number of ballots rejected	17	2%

See below in "Ballots Returned but not Counted" for breakdown

Provisional Ballot Summary	Quantity	Percentage
Provisional ballots cast	0	
Provisional ballots counted		
Provisional ballots not counted		
Already voted		
Incomplete registration		
Invalid		
No ID		
No proof of residency		
Wrong precinct		

Precinct level results	Attached email; SOVC
Ballot Reconciliation Report	This spreadsheet

Statement certifying the information is accurate	Above
Summary results	Attached email; SUMMARY

Other Election Stats

By-Mail Ballot Summary	Votes	Turnout
Ballots mailed to voters	3,333	
Ballots cast	1,126	34%
Ballots not returned by voters	2,207	66%
Undeliverable ballots	64	2%

Ballots Returned but not Counted*	Quantity	Percentage
Returned past the deadline	9	0.8%
Signatures did not match voter record	7	0.6%
Returned unsigned	1	0.1%
Empty envelope	0	
Signed by someone other than the voter	0	
Ballot without a return envelope	0	
Total	17	1.5%

* Each voter whose ballot would not be counted as a result of their signature was notified of the reason their ballot would not be counted and given instructions on how to correct the deficiency.

Statistics

TOTAL

Registered Voters - Total	3,250
Voter Turnout - Total	34.65%

HARRISVILLE CITY COUNCIL AT-LARGE

Vote For 3

TOTAL





VOTE %

KAREN TAYLOR-FAWCETT	667	19.75%	
W. GROVER WILHELMSSEN	649	19.21%	
BLAIR A. CHRISTENSEN	633	18.74%	
DAN GILBOY	535	15.84%	

HAR01

HARRISVILLE CITY COUNCIL AT-LARGE





Vote For 3

	TOTAL	VOTE %	
DAN GILBOY	32	21.33%	
BLAIR A. CHRISTENSEN	29	19.33%	
W. GROVER WILHELMOSEN	28	18.67%	
KAREN TAYLOR-FAWCETT	27	18.00%	

HAR02

HARRISVILLE CITY COUNCIL AT-LARGE





Vote For 3

	TOTAL	VOTE %	
KAREN TAYLOR-FAWCETT	251	22.55%	
BLAIR A. CHRISTENSEN	239	21.47%	
W. GROVER WILHELMOSEN	213	19.14%	
DAN GILBOY	152	13.66%	

HAR03

HARRISVILLE CITY COUNCIL AT-LARGE




Vote For 3

	TOTAL	VOTE %	
KAREN TAYLOR-FAWCETT	154	18.67%	
DAN GILBOY	151	18.30%	
W. GROVER WILHELMOSEN	148	17.94%	
BLAIR A. CHRISTENSEN	139	16.85%	

HAR04

HARRISVILLE CITY COUNCIL AT-LARGE

Vote For 3

	TOTAL	VOTE %	
W. GROVER WILHELMOSEN	260	20.16%	
KAREN TAYLOR-FAWCETT	235	18.22%	
BLAIR A. CHRISTENSEN	226	17.52%	
DAN GILBOY	200	15.50%	